

Agency Budget Request

FISCAL YEAR 2025–2026



Department of Veterans Affairs

132 — Northeast Louisiana War Veterans Home



This page has been intentionally left blank

Signature Page	1
Operational Plan	3
Budget Request Overview	9
Agency Summary Statement	10
Total Agency	10
Program Summary Statement	19
1321 - Northeast Louisiana Veterans Home	19
Source of Funding Summary	28
Agency Overview	28
Source of Funding Detail	29
Federal Funds	29
Fees & Self-generated	33
Expenditures by Means of Financing	35
Existing Operating Budget	35
Total Request	36
Revenue Collections/Income	37
Fees & Self-generated	37
Federal Funds	38
Justification of Differences	39
Schedule of Requested Expenditures	40
1321 - Northeast Louisiana Veterans Home	40
Continuation Budget Adjustments	45
Agency Summary Statement	46
Total Agency	46
Continuation Budget Adjustments - Summarized	49
Program Summary Statement	56
1321 - Northeast Louisiana Veterans Home	56
Continuation Budget Adjustments - by Program	59
Form 37214 — NR - Acquisitions and Major Repairs	59
Form 37216 — Inflation Factor	61

Form 36770 — 132 - Other (Major Repairs)	63
Form 36768 — 132 - Inflation (Medical Adjustment)	65
Form 36766 — 132 - Compulsory	67
Form 36767 — 132 - Other (Acquisitions)	69
Form 36769 — 132 - Other (Interagency Transfers)	71
Technical and Other Adjustments	73
Agency Summary Statement	74
Total Agency	74
Program Breakout	75
Program Summary Statement	76
1321 - Northeast Louisiana Veterans Home	76
New or Expanded Requests	77
Agency Summary Statement	78
Total Agency	78
Program Summary Statement	80
1321 - Northeast Louisiana Veterans Home	80
Total Request Summary	83
Agency Summary Statement	84
Total Agency	84
Program Summary Statement	87
1321 - Northeast Louisiana Veterans Home	87
Addenda	89
Interagency Transfers	90
General Addenda	101




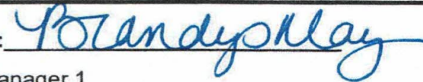
Signature Page

BUDGET REQUEST

Fiscal Year Ending June 30,2026

NAME OF DEPARTMENT / AGENCY: VETERANS AFFAIRS PHYSICAL ADDRESS: 602 N 5th ST; FL 2
BUDGET UNIT: NORTHEAST LOUISIANA VETERANS HOME BATON ROUGE, LA
SCHEDULE NUMBER: 03-132 ZIP CODE: 70802-5312
TELEPHONE NUMBER: (225) 219-5000 WEB ADDRESS: http://www.vetaffairs.la.gov

WE HEREBY CERTIFY THAT THE STATEMENTS AND FIGURES ON THE ACCOMPANYING FORMS ARE TRUE AND CORRECT TO THE BEST OF OUR KNOWLEDGE.

<p>HEAD OF DEPARTMENT: <u></u> PRINTED NAME/TITLE: <u>Charlton Meginley/Secretary</u> DATE: <u>October 25, 2024</u> EMAIL ADDRESS: <u>Charlton.Meginley@la.gov</u></p>	<p>HEAD OF BUDGET UNIT: <u></u> PRINTED NAME/TITLE: <u>John Phillips/Undersecretary</u> DATE: <u>October 25, 2024</u> EMAIL ADDRESS: <u>John.Phillips@la.gov</u></p>
<p>PROGRAM CONTACT PERSON: <u></u> TITLE: <u>Marquita Mihaliak/Long Term Care Hospital Administrator</u> TELEPHONE NUMBER: <u>318-362-4206</u> EMAIL ADDRESS: <u>Marquita.Mihaliak@la.gov</u></p>	<p>FINANCIAL CONTACT PERSON: <u></u> TITLE: <u>Brandy May/Accountant Manager 1</u> TELEPHONE NUMBER: <u>318-362-4206</u> EMAIL ADDRESS: <u>Brandy.May@la.gov</u></p>

Operational Plan

STATE OF LOUISIANA
Operational Plan Form
Department Goals

DEPARTMENT NUMBER AND NAME: DVA - DVA

DEPARTMENT MISSION:

The Department of Veterans Affairs aids residents of the state of Louisiana who served in the military forces of the United States during any war, combat, campaign, or any special periods of service during peacetime, along with their dependents and beneficiaries, in receiving any and all benefits to which they may be entitled under the law of the United States or the states thereof. In addition, this department also provides nursing care for veterans at five homes

DEPARTMENT GOALS:

STATE OF LOUISIANA
Operational Plan Form
Agency Goals

AGENCY NUMBER AND NAME: 132 - Northeast Louisiana War Veterans Home

AGENCY MISSION:

To provide personalized rehabilitative and restorative healthcare to Louisiana disabled veterans, spouses of veterans, and Gold Star Parents in a safe, clean, homelike environment focusing on enhanced healthcare and quality of life to allow each veteran/resident to maximize their individual potential.

AGENCY GOALS:

1) To assure operational effectiveness of Northeast Louisiana Veterans Home. 2) To maximize cost effectiveness of the healthcare facility.

STATEMENT OF AGENCY STRATEGY FOR DEVELOPMENT OF HUMAN RESOURCE POLICIES THAT ARE HELPFUL AND BENEFICIAL TO WOMEN AND FAMILIES:

Northeast Louisiana Veterans Home is committed to assisting employees who are or have been the victims of domestic violence or sexual assault. This assistance may include; but, should not be limited to: 1) Creating a workplace safety plan for the employee; 2) Changing an employee's work routine; 3) Referring the employee to appropriate internal and external resources and organizations; 4) Addressing employee performance concerns, and/or 5) Discussing personal leave options. Northeast Louisiana Veterans Home will respond sensitively to victims and ensure confidentiality regarding reports of abuse.

STATE OF LOUISIANA
Operational Plan Form
Program Goals

PROGRAM NUMBER AND NAME: 1321 - Northeast Louisiana Veterans Home

PROGRAM AUTHORIZATION:

Act 152 of 1965 Legislature, Act 648 of 1968 Legislature and amendments. Act 300 of 1976 Legislature and amendments. Section 641, Title 38, U.S. Code.

PROGRAM MISSION:

To provide personalized rehabilitative and restorative healthcare to Louisiana disabled veterans, spouses of veterans, and Gold Star Parents in a safe, clean, homelike environment focusing on enhanced healthcare and quality of life to allow each veteran/resident to maximize their individual potential.

PROGRAM GOALS:

1) To assure operational effectiveness of Northeast Louisiana Veterans Home. 2) To maximize cost effectiveness of the healthcare facility.

PROGRAM ACTIVITY:

Northeast Louisiana Veterans Home consists of one activity: Northeast Louisiana Veterans Home.

STATE OF LOUISIANA
Operational Plan Form
Activities/Objectives - Performance Indicators

DEPARTMENT ID: 03 - VETS

AGENCY ID: 132 - Northeast Louisiana War Veterans Home

PROGRAM ID: 1321 - Northeast Louisiana Veterans Home

PM OBJECTIVE: 1321-01 - Through the Northeast La War Veterans Home activity, to maintain an occupancy rate of no less than 94% on nursing care units.

Children's Budget Link:

Human Resource Policies Beneficial to Women and Families Link:

Other Links (TANF, Tobacco Settlement, Workforce Development Commission, or Other):

Explanatory Notes:

Performance Indicator	Level	Performance Indicator Name	Unit	Performance Indicator Values						
				Year End Performance Standard 2023 - 2024	Actual Year End Performance 2023 - 2024	Performance Standard as Initially Appropriated 2024 - 2025	Existing Performance Standard 2024 - 2025	Performance at Continuation Budget Level 2025 - 2026	Performance at Executive Budget Level 2025 - 2026	Performance Standard as Initially Appropriated 2025 - 2026
1321335	S	Total Days of Care - Nursing Care	N	51,400	47,365	51,465	51,465	51,465	0	0
1321341	K	Average Daily Census - Nursing Care	N	135	134	141	141	141	0	0
1321343	K	Percentage Occupancy - Nursing Care	P	90	86	90	90	90	0	0
1321346	K	Average Cost Per Patient Day	N	275	318	310.16	310.16	310.16	0	0

Performance Indicator	Level	Performance Indicator Name	Unit	General Performance Information				
				Performance Indicator Values				
				Prior Year Actual FY2019 - 2020	Prior Year Actual FY2020 - 2021	Prior Year Actual FY2021 - 2022	Prior Year Actual FY2022 - 2023	Prior Year Actual FY2023 - 2024
335	G	Total Days of Care - Nursing Care	N	50,250	42,052	40,778	0	46,261
341	G	Average daily census - nursing care	N	138	115	222	118.3	126.4
343	G	Percentage of occupancy - nursing care	P	88	74	142	78	83
346	G	Average cost per patient day	D	228.64	268.09	552.92	309.7	338.42



This page has been intentionally left blank

Budget Request Overview

AGENCY SUMMARY STATEMENT

Total Agency

Means of Financing

Description	FY2023-2024 Actuals	Existing Operating Budget as of 10/01/2024	FY2025-2026 Total Request	Over/Under EOB	Percent Change
STATE GENERAL FUND (Direct)	—	—	—	—	—
STATE GENERAL FUND BY:	—	—	—	—	—
INTERAGENCY TRANSFERS	—	—	—	—	—
FEES & SELF-GENERATED	2,339,812	2,400,000	2,523,795	123,795	5.16%
STATUTORY DEDICATIONS	—	—	—	—	—
FEDERAL FUNDS	12,041,447	11,928,125	13,157,772	1,229,647	10.31%
TOTAL MEANS OF FINANCING	\$14,381,259	\$14,328,125	\$15,681,567	\$1,353,442	9.45%

Fees and Self-Generated

Description	FY2023-2024 Actuals	Existing Operating Budget as of 10/01/2024	FY2025-2026 Total Request	Over/Under EOB	Percent Change
Fees & Self-generated	2,339,812	2,400,000	2,523,795	123,795	5.16%
Total:	\$2,339,812	\$2,400,000	\$2,523,795	\$123,795	5.16%

Statutory Dedications

Description	FY2023-2024 Actuals	Existing Operating Budget as of 10/01/2024	FY2025-2026 Total Request	Over/Under EOB	Percent Change
Total:	—	—	—	—	—

Agency Expenditures

Description	FY2023-2024 Actuals	Existing Operating Budget as of 10/01/2024	FY2025-2026 Total Request	Over/Under EOB	Percent Change
Salaries	6,176,690	6,451,851	7,032,518	580,667	9.00%
Other Compensation	482,776	224,000	370,160	146,160	65.25%
Related Benefits	2,842,607	2,903,595	3,164,919	261,324	9.00%
TOTAL PERSONAL SERVICES	\$9,502,073	\$9,579,446	\$10,567,597	\$988,151	10.32%
Travel	5,296	27,957	27,957	—	—
Operating Services	1,403,013	1,645,375	1,367,457	(277,918)	(16.89)%
Supplies	1,644,398	1,293,882	1,610,331	316,449	24.46%
TOTAL OPERATING EXPENSES	\$3,052,706	\$2,967,214	\$3,005,745	\$38,531	1.30%
PROFESSIONAL SERVICES	\$741,430	\$577,528	\$729,506	\$151,978	26.32%
Other Charges	571	—	—	—	—
Debt Service	—	—	—	—	—
Interagency Transfers	1,084,287	997,019	1,114,496	117,477	11.78%
TOTAL OTHER CHARGES	\$1,084,859	\$997,019	\$1,114,496	\$117,477	11.78%
Acquisitions	190	206,918	144,223	(62,695)	(30.30)%
Major Repairs	—	—	120,000	120,000	—
TOTAL ACQ. & MAJOR REPAIRS	\$190	\$206,918	\$264,223	\$57,305	27.69%
TOTAL EXPENDITURES	\$14,381,259	\$14,328,125	\$15,681,567	\$1,353,442	9.45%

Agency Positions

Classified	149	149	149	—	—
Unclassified	—	—	—	—	—
TOTAL AUTHORIZED T.O. POSITIONS	149	149	149	—	—
TOTAL AUTHORIZED OTHER CHARGES POSITIONS	—	—	—	—	—
TOTAL NON-T.O. FTE POSITIONS	—	—	—	—	—
TOTAL POSITIONS	149	149	149	—	—

Cost Detail

Means of Financing

Description	FY2023-2024 Actuals	Existing Operating Budget as of 10/01/2024	FY2025-2026 Total Request	Over/Under EOB
Fees & Self-generated	2,339,812	2,400,000	2,523,795	123,795
Federal Funds	12,041,447	11,928,125	13,157,772	1,229,647
Total:	\$14,381,259	\$14,328,125	\$15,681,567	\$1,353,442

Salaries

Commitment Item	Name	FY2023-2024 Actuals	Existing Operating Budget as of 10/01/2024	FY2025-2026 Total Request	Over/Under EOB
5110000	TOTAL SALARIES	—	—	580,667	580,667
5110010	SAL-CLASS-TO-REG	5,548,055	6,451,851	6,451,851	—
5110015	SAL-CLASS-TO-OT	572,772	—	—	—
5110020	SAL-CLASS-TO-TERM	55,863	—	—	—
Total Salaries:		\$6,176,690	\$6,451,851	\$7,032,518	\$580,667

Other Compensation

Commitment Item	Name	FY2023-2024 Actuals	Existing Operating Budget as of 10/01/2024	FY2025-2026 Total Request	Over/Under EOB
5120000	TOTAL OTHER COMP	—	—	146,160	146,160
5120010	COMPENSATION/WAGES	452,169	211,996	211,996	—
5120105	COMP-CL-NON TO-OT	30,606	12,004	12,004	—
Total Other Compensation:		\$482,776	\$224,000	\$370,160	\$146,160

Related Benefits

Commitment Item	Name	FY2023-2024 Actuals	Existing Operating Budget as of 10/01/2024	FY2025-2026 Total Request	Over/Under EOB
5130000	TOTAL RELATED BENF	—	—	261,324	261,324
5130010	RET CONTR-STATE EMP	1,937,579	2,066,504	2,066,504	—
5130020	RET CONTR-TEACHERS	29,226	24,958	24,958	—
5130050	POSTRET BENEFITS	127,306	14,764	14,764	—
5130055	FICA TAX (OASDI)	33,400	33,653	33,653	—

Related Benefits (continued)

Commitment Item	Name	FY2023-2024 Actuals	Existing Operating Budget as of 10/01/2024	FY2025-2026 Total Request	Over/Under EOB
5130060	MEDICARE TAX	91,914	99,546	99,546	—
5130065	UNEMPLOYMENT BENEFIT	10,431	—	—	—
5130070	GRP INS CONTRIBUTION	612,751	664,170	664,170	—
Total Related Benefits:		\$2,842,607	\$2,903,595	\$3,164,919	\$261,324

Travel

Commitment Item	Name	FY2023-2024 Actuals	Existing Operating Budget as of 10/01/2024	FY2025-2026 Total Request	Over/Under EOB
5200000	TOTAL TRAVEL	—	27,957	27,957	—
5210010	IN-STATE TRAVEL-ADM	82	—	—	—
5210015	IN-STATE TRAVEL-CONF	459	—	—	—
5210020	IN-STATE TRAV-FIELD	1,433	—	—	—
5210050	OUT-OF-STATE TRV-ADM	1,577	—	—	—
5210055	OUT-OF-STTRV-CONF	1,335	—	—	—
5210110	CONFERENCE REG FEES	410	—	—	—
Total Travel:		\$5,296	\$27,957	\$27,957	—

Operating Services

Commitment Item	Name	FY2023-2024 Actuals	Existing Operating Budget as of 10/01/2024	FY2025-2026 Total Request	Over/Under EOB
5300000	TOTAL OPERATING SERV	—	1,645,375	1,367,457	(277,918)
5310001	SERV-ADVERTISING	2,478	—	—	—
5310004	SERV-BANK FEES	220	—	—	—
5310007	SERV-TRANSPORTATION	244,987	—	—	—
5310010	SERV-DUES & OTHER	1,250	—	—	—
5310011	SERV-SUBSCRIPTIONS	781	—	—	—
5310013	SERV-LAB FEES	42,929	—	—	—
5310014	SERV-DRUG TESTING	955	—	—	—
5310016	SERV-PURCHASED	199	—	—	—

Operating Services (continued)

Commitment Item	Name	FY2023-2024 Actuals	Existing Operating Budget as of 10/01/2024	FY2025-2026 Total Request	Over/Under EOB
5310018	SERV-TEMP STAFFING	711,868	—	—	—
5310019	SERV-FREIGHT	184	—	—	—
5310021	SERV-FOOD SERV MGMT	1,281	—	—	—
5310036	SERV - TRADE SHOW	30	—	—	—
5310037	SERV - TRAINING	720	—	—	—
5310050	SERV-DUES & OTHER	510	—	—	—
5310400	SERV-MISC	32,482	—	—	—
5330001	MAINT-BUILDINGS	36,111	—	—	—
5330003	MAINT-PESTCONTROL	4,235	—	—	—
5330004	MAINT-GARBAGE DISP	2,497	—	—	—
5330006	MAINT-HAZ WASTE DISP	9,007	—	—	—
5330011	MAINT-COMMUNICTN EQP	15,730	—	—	—
5330013	MAINT-CLEANING SERV	18,960	—	—	—
5330018	MAINT-AUTO REPAIRS	1,053	—	—	—
5330026	MAINT-SOFTWRE MTCE	1,388	—	—	—
5340020	RENT-EQUIPMENT	14,261	—	—	—
5350004	UTIL-TELEPHONE SERV	3,194	—	—	—
5350005	UTIL-OTHER COMM SERV	4,000	—	—	—
5350006	UTIL-MAIL/DEL/POST	2,500	—	—	—
5350008	UTIL-DEL UPS/FED EXP	106	—	—	—
5350009	UTIL-GAS	42,026	—	—	—
5350010	UTIL-ELECTRICITY	137,758	—	—	—
5350011	UTIL-WATER	9,988	—	—	—
5350016	UTIL-SERVICES	432	—	—	—

Operating Services (continued)

Commitment Item	Name	FY2023-2024 Actuals	Existing Operating Budget as of 10/01/2024	FY2025-2026 Total Request	Over/Under EOB
5350017	UTIL-OPR SER-LAUNDRY	56,714	—	—	—
5350021	UTIL-SEWER	2,181	—	—	—
Total Operating Services:		\$1,403,013	\$1,645,375	\$1,367,457	\$(277,918)

Supplies

Commitment Item	Name	FY2023-2024 Actuals	Existing Operating Budget as of 10/01/2024	FY2025-2026 Total Request	Over/Under EOB
5400000	TOTAL SUPPLIES	—	1,293,882	1,590,146	296,264
5410001	SUP-OFFICE SUPPLIES	66,812	—	—	—
5410005	SUP-PHARMACEUTICAL	390,918	—	—	—
5410008	SUP-MEDICAL	381,049	—	20,185	20,185
5410009	SUP-EDUCATION & REC	5,641	—	—	—
5410013	SUP-FOOD & BEVERAGE	573,194	—	—	—
5410016	SUP-BLD	73,969	—	—	—
5410017	SUP-JANITORIAL	63,387	—	—	—
5410019	SUP-CHEMICAL/GAS MAT	3,306	—	—	—
5410027	SUP-OTHER MEDICAL	449	—	—	—
5410030	SUP-TOOLS	4,013	—	—	—
5410036	SUP-FUELTRAC	12,254	—	—	—
5410400	SUP-OTHER	69,406	—	—	—
Total Supplies:		\$1,644,398	\$1,293,882	\$1,610,331	\$316,449

Professional Services

Commitment Item	Name	FY2023-2024 Actuals	Existing Operating Budget as of 10/01/2024	FY2025-2026 Total Request	Over/Under EOB
5500000	TOTAL PROF SERVICES	—	577,528	720,497	142,969
5510003	PROF SERV-MGT CONSUL	385	—	—	—
5510006	PROF SERV-LGL-GR PRO	367	—	—	—
5510007	PROF SERV-MED/DEN	164,934	—	—	—

Professional Services *(continued)*

Commitment Item	Name	FY2023-2024 Actuals	Existing Operating Budget as of 10/01/2024	FY2025-2026 Total Request	Over/Under EOB
5510008	PROF SER-OC/PHY THER	431,166	—	9,009	9,009
5510020	PROF SERV-BLD/CONSTR	15,901	—	—	—
5510023	PROF SERV-INDUSTCLN	315	—	—	—
5510028	PROF SERV-ADV/PRINT	130	—	—	—
5510400	PROF SERV-OTHER	128,233	—	—	—
Total Professional Services:		\$741,430	\$577,528	\$729,506	\$151,978

Other Charges

Commitment Item	Name	FY2023-2024 Actuals	Existing Operating Budget as of 10/01/2024	FY2025-2026 Total Request	Over/Under EOB
5620076	MISC-OC-WAGES	571	—	—	—
Total Other Charges:		\$571	—	—	—

Interagency Transfers

Commitment Item	Name	FY2023-2024 Actuals	Existing Operating Budget as of 10/01/2024	FY2025-2026 Total Request	Over/Under EOB
5950000	TOTAL IAT	—	997,019	1,114,496	117,477
5950002	IAT-SALARIES	165,742	—	—	—
5950005	IAT-DUES AND SUBSCRIP	2,765	—	—	—
5950007	IAT-PRINTING	1,330	—	—	—
5950008	IAT-POSTAGE	19	—	—	—
5950014	IAT-TELEPHONE	34,649	—	—	—
5950017	IAT-INSURANCE	189,283	—	—	—
5950023	IAT-OTHER MAINTENANC	921	—	—	—
5950033	IAT-INTER AGY TRANS	277,878	—	—	—
5950049	IAT-CIVIL SERVICE	41,867	—	—	—
5950051	IAT-OSUP	6,985	—	—	—

Interagency Transfers *(continued)*

Commitment Item	Name	FY2023-2024 Actuals	Existing Operating Budget as of 10/01/2024	FY2025-2026 Total Request	Over/Under EOB
5950058	IAT-TECH SVCS	348,517	—	—	—
5950059	IAT-ST PROCUREMENT	14,332	—	—	—
Total Interagency Transfers:		\$1,084,287	\$997,019	\$1,114,496	\$117,477

Acquisitions

Commitment Item	Name	FY2023-2024 Actuals	Existing Operating Budget as of 10/01/2024	FY2025-2026 Total Request	Over/Under EOB
5700000	TOTAL ACQUISITIONS	—	206,918	144,223	(62,695)
5710229	ACQ-SEC/LAW ENFOR EQ	190	—	—	—
Total Acquisitions:		\$190	\$206,918	\$144,223	\$(62,695)

Major Repairs

Commitment Item	Name	FY2023-2024 Actuals	Existing Operating Budget as of 10/01/2024	FY2025-2026 Total Request	Over/Under EOB
5800000	TOTAL MAJOR REPAIRS	—	—	120,000	120,000
Total Major Repairs:		—	—	\$120,000	\$120,000
Total Agency Expenditures:		\$14,381,259	\$14,328,125	\$15,681,567	\$1,353,442

PROGRAM SUMMARY STATEMENT

1321 - Northeast Louisiana Veterans Home

Means of Financing

Description	FY2023-2024 Actuals	Existing Operating Budget as of 10/01/2024	FY2025-2026 Total Request	Over/Under EOB	Percent Change
STATE GENERAL FUND (Direct)	—	—	—	—	—
STATE GENERAL FUND BY:	—	—	—	—	—
INTERAGENCY TRANSFERS	—	—	—	—	—
FEES & SELF-GENERATED	2,339,812	2,400,000	2,523,795	123,795	5.16%
STATUTORY DEDICATIONS	—	—	—	—	—
FEDERAL FUNDS	12,041,447	11,928,125	13,157,772	1,229,647	10.31%
TOTAL MEANS OF FINANCING	\$14,381,259	\$14,328,125	\$15,681,567	\$1,353,442	9.45%

Fees and Self-Generated

Description	FY2023-2024 Actuals	Existing Operating Budget as of 10/01/2024	FY2025-2026 Total Request	Over/Under EOB	Percent Change
Fees & Self-generated	2,339,812	2,400,000	2,523,795	123,795	5.16%
Total:	\$2,339,812	\$2,400,000	\$2,523,795	\$123,795	5.16%

Program Expenditures

Description	FY2023-2024 Actuals	Existing Operating Budget as of 10/01/2024	FY2025-2026 Total Request	Over/Under EOB	Percent Change
Salaries	6,176,690	6,451,851	7,032,518	580,667	9.00%
Other Compensation	482,776	224,000	370,160	146,160	65.25%
Related Benefits	2,842,607	2,903,595	3,164,919	261,324	9.00%
TOTAL PERSONAL SERVICES	\$9,502,073	\$9,579,446	\$10,567,597	\$988,151	10.32%
Travel	5,296	27,957	27,957	—	—
Operating Services	1,403,013	1,645,375	1,367,457	(277,918)	(16.89)%
Supplies	1,644,398	1,293,882	1,610,331	316,449	24.46%
TOTAL OPERATING EXPENSES	\$3,052,706	\$2,967,214	\$3,005,745	\$38,531	1.30%
PROFESSIONAL SERVICES	\$741,430	\$577,528	\$729,506	\$151,978	26.32%
Other Charges	571	—	—	—	—
Debt Service	—	—	—	—	—
Interagency Transfers	1,084,287	997,019	1,114,496	117,477	11.78%
TOTAL OTHER CHARGES	\$1,084,859	\$997,019	\$1,114,496	\$117,477	11.78%
Acquisitions	190	206,918	144,223	(62,695)	(30.30)%
Major Repairs	—	—	120,000	120,000	—
TOTAL ACQ. & MAJOR REPAIRS	\$190	\$206,918	\$264,223	\$57,305	27.69%
TOTAL EXPENDITURES	\$14,381,259	\$14,328,125	\$15,681,567	\$1,353,442	9.45%

Program Positions

Classified	149	149	149	—	—
Unclassified	—	—	—	—	—
TOTAL AUTHORIZED T.O. POSITIONS	149	149	149	—	—
TOTAL AUTHORIZED OTHER CHARGES POSITIONS	—	—	—	—	—
TOTAL NON-T.O. FTE POSITIONS	—	—	—	—	—
TOTAL POSITIONS	149	149	149	—	—

Cost Detail

Means of Financing

Description	FY2023-2024 Actuals	Existing Operating Budget as of 10/01/2024	FY2025-2026 Total Request	Over/Under EOB
Fees & Self-generated	2,339,812	2,400,000	2,523,795	123,795
Federal Funds	12,041,447	11,928,125	13,157,772	1,229,647
Total:	\$14,381,259	\$14,328,125	\$15,681,567	\$1,353,442

Salaries

Commitment Item	Name	FY2023-2024 Actuals	Existing Operating Budget as of 10/01/2024	FY2025-2026 Total Request	Over/Under EOB
5110000	TOTAL SALARIES	—	—	580,667	580,667
5110010	SAL-CLASS-TO-REG	5,548,055	6,451,851	6,451,851	—
5110015	SAL-CLASS-TO-OT	572,772	—	—	—
5110020	SAL-CLASS-TO-TERM	55,863	—	—	—
Total Salaries:		\$6,176,690	\$6,451,851	\$7,032,518	\$580,667

Other Compensation

Commitment Item	Name	FY2023-2024 Actuals	Existing Operating Budget as of 10/01/2024	FY2025-2026 Total Request	Over/Under EOB
5120000	TOTAL OTHER COMP	—	—	146,160	146,160
5120010	COMPENSATION/WAGES	452,169	211,996	211,996	—
5120105	COMP-CL-NON TO-OT	30,606	12,004	12,004	—
Total Other Compensation:		\$482,776	\$224,000	\$370,160	\$146,160

Related Benefits

Commitment Item	Name	FY2023-2024 Actuals	Existing Operating Budget as of 10/01/2024	FY2025-2026 Total Request	Over/Under EOB
5130000	TOTAL RELATED BENF	—	—	261,324	261,324
5130010	RET CONTR-STATE EMP	1,937,579	2,066,504	2,066,504	—
5130020	RET CONTR-TEACHERS	29,226	24,958	24,958	—
5130050	POSTRET BENEFITS	127,306	14,764	14,764	—
5130055	FICA TAX (OASDI)	33,400	33,653	33,653	—

Related Benefits *(continued)*

Commitment Item	Name	FY2023-2024 Actuals	Existing Operating Budget as of 10/01/2024	FY2025-2026 Total Request	Over/Under EOB
5130060	MEDICARE TAX	91,914	99,546	99,546	—
5130065	UNEMPLOYMENT BENEFIT	10,431	—	—	—
5130070	GRP INS CONTRIBUTION	612,751	664,170	664,170	—
Total Related Benefits:		\$2,842,607	\$2,903,595	\$3,164,919	\$261,324

Travel

Commitment Item	Name	FY2023-2024 Actuals	Existing Operating Budget as of 10/01/2024	FY2025-2026 Total Request	Over/Under EOB
5200000	TOTAL TRAVEL	—	27,957	27,957	—
5210010	IN-STATE TRAVEL-ADM	82	—	—	—
5210015	IN-STATE TRAVEL-CONF	459	—	—	—
5210020	IN-STATE TRAV-FIELD	1,433	—	—	—
5210050	OUT-OF-STATE TRV-ADM	1,577	—	—	—
5210055	OUT-OF-STTRV-CONF	1,335	—	—	—
5210110	CONFERENCE REG FEES	410	—	—	—
Total Travel:		\$5,296	\$27,957	\$27,957	—

Operating Services

Commitment Item	Name	FY2023-2024 Actuals	Existing Operating Budget as of 10/01/2024	FY2025-2026 Total Request	Over/Under EOB
5300000	TOTAL OPERATING SERV	—	1,645,375	1,367,457	(277,918)
5310001	SERV-ADVERTISING	2,478	—	—	—
5310004	SERV-BANK FEES	220	—	—	—
5310007	SERV-TRANSPORTATION	244,987	—	—	—
5310010	SERV-DUES & OTHER	1,250	—	—	—
5310011	SERV-SUBSCRIPTIONS	781	—	—	—
5310013	SERV-LAB FEES	42,929	—	—	—
5310014	SERV-DRUG TESTING	955	—	—	—
5310016	SERV-PURCHASED	199	—	—	—

Operating Services *(continued)*

Commitment Item	Name	FY2023-2024 Actuals	Existing Operating Budget as of 10/01/2024	FY2025-2026 Total Request	Over/Under EOB
5310018	SERV-TEMP STAFFING	711,868	—	—	—
5310019	SERV-FREIGHT	184	—	—	—
5310021	SERV-FOOD SERV MGMT	1,281	—	—	—
5310036	SERV - TRADE SHOW	30	—	—	—
5310037	SERV - TRAINING	720	—	—	—
5310050	SERV-DUES & OTHER	510	—	—	—
5310400	SERV-MISC	32,482	—	—	—
5330001	MAINT-BUILDINGS	36,111	—	—	—
5330003	MAINT-PESTCONTROL	4,235	—	—	—
5330004	MAINT-GARBAGE DISP	2,497	—	—	—
5330006	MAINT-HAZ WASTE DISP	9,007	—	—	—
5330011	MAINT-COMMUNICTN EQP	15,730	—	—	—
5330013	MAINT-CLEANING SERV	18,960	—	—	—
5330018	MAINT-AUTO REPAIRS	1,053	—	—	—
5330026	MAINT-SOFTWRE MTCE	1,388	—	—	—
5340020	RENT-EQUIPMENT	14,261	—	—	—
5350004	UTIL-TELEPHONE SERV	3,194	—	—	—
5350005	UTIL-OTHER COMM SERV	4,000	—	—	—
5350006	UTIL-MAIL/DEL/POST	2,500	—	—	—
5350008	UTIL-DEL UPS/FED EXP	106	—	—	—
5350009	UTIL-GAS	42,026	—	—	—
5350010	UTIL-ELECTRICITY	137,758	—	—	—
5350011	UTIL-WATER	9,988	—	—	—
5350016	UTIL-SERVICES	432	—	—	—

Operating Services *(continued)*

Commitment Item	Name	FY2023-2024 Actuals	Existing Operating Budget as of 10/01/2024	FY2025-2026 Total Request	Over/Under EOB
5350017	UTIL-OPR SER-LAUNDRY	56,714	—	—	—
5350021	UTIL-SEWER	2,181	—	—	—
Total Operating Services:		\$1,403,013	\$1,645,375	\$1,367,457	\$(277,918)

Supplies

Commitment Item	Name	FY2023-2024 Actuals	Existing Operating Budget as of 10/01/2024	FY2025-2026 Total Request	Over/Under EOB
5400000	TOTAL SUPPLIES	—	1,293,882	1,590,146	296,264
5410001	SUP-OFFICE SUPPLIES	66,812	—	—	—
5410005	SUP-PHARMACEUTICAL	390,918	—	—	—
5410008	SUP-MEDICAL	381,049	—	20,185	20,185
5410009	SUP-EDUCATION & REC	5,641	—	—	—
5410013	SUP-FOOD & BEVERAGE	573,194	—	—	—
5410016	SUP-BLD	73,969	—	—	—
5410017	SUP-JANITORIAL	63,387	—	—	—
5410019	SUP-CHEMICAL/GAS MAT	3,306	—	—	—
5410027	SUP-OTHER MEDICAL	449	—	—	—
5410030	SUP-TOOLS	4,013	—	—	—
5410036	SUP-FUELTRAC	12,254	—	—	—
5410400	SUP-OTHER	69,406	—	—	—
Total Supplies:		\$1,644,398	\$1,293,882	\$1,610,331	\$316,449

Professional Services

Commitment Item	Name	FY2023-2024 Actuals	Existing Operating Budget as of 10/01/2024	FY2025-2026 Total Request	Over/Under EOB
5500000	TOTAL PROF SERVICES	—	577,528	720,497	142,969
5510003	PROF SERV-MGT CONSUL	385	—	—	—
5510006	PROF SERV-LGL-GR PRO	367	—	—	—
5510007	PROF SERV-MED/DEN	164,934	—	—	—

Professional Services *(continued)*

Commitment Item	Name	FY2023-2024 Actuals	Existing Operating Budget as of 10/01/2024	FY2025-2026 Total Request	Over/Under EOB
5510008	PROF SER-OC/PHY THER	431,166	—	9,009	9,009
5510020	PROF SERV-BLD/CONSTR	15,901	—	—	—
5510023	PROF SERV-INDUSTCLN	315	—	—	—
5510028	PROF SERV-ADV/PRINT	130	—	—	—
5510400	PROF SERV-OTHER	128,233	—	—	—
Total Professional Services:		\$741,430	\$577,528	\$729,506	\$151,978

Other Charges

Commitment Item	Name	FY2023-2024 Actuals	Existing Operating Budget as of 10/01/2024	FY2025-2026 Total Request	Over/Under EOB
5620076	MISC-OC-WAGES	571	—	—	—
Total Other Charges:		\$571	—	—	—

Interagency Transfers

Commitment Item	Name	FY2023-2024 Actuals	Existing Operating Budget as of 10/01/2024	FY2025-2026 Total Request	Over/Under EOB
5950000	TOTAL IAT	—	997,019	1,114,496	117,477
5950002	IAT-SALARIES	165,742	—	—	—
5950005	IAT-DUES AND SUBSCRIP	2,765	—	—	—
5950007	IAT-PRINTING	1,330	—	—	—
5950008	IAT-POSTAGE	19	—	—	—
5950014	IAT-TELEPHONE	34,649	—	—	—
5950017	IAT-INSURANCE	189,283	—	—	—
5950023	IAT-OTHER MAINTENANC	921	—	—	—
5950033	IAT-INTER AGY TRANS	277,878	—	—	—
5950049	IAT-CIVIL SERVICE	41,867	—	—	—
5950051	IAT-OSUP	6,985	—	—	—

Interagency Transfers *(continued)*

Commitment Item	Name	FY2023-2024 Actuals	Existing Operating Budget as of 10/01/2024	FY2025-2026 Total Request	Over/Under EOB
5950058	IAT-TECH SVCS	348,517	—	—	—
5950059	IAT-ST PROCUREMENT	14,332	—	—	—
Total Interagency Transfers:		\$1,084,287	\$997,019	\$1,114,496	\$117,477

Acquisitions

Commitment Item	Name	FY2023-2024 Actuals	Existing Operating Budget as of 10/01/2024	FY2025-2026 Total Request	Over/Under EOB
5700000	TOTAL ACQUISITIONS	—	206,918	144,223	(62,695)
5710229	ACQ-SEC/LAW ENFOR EQ	190	—	—	—
Total Acquisitions:		\$190	\$206,918	\$144,223	\$(62,695)

Major Repairs

Commitment Item	Name	FY2023-2024 Actuals	Existing Operating Budget as of 10/01/2024	FY2025-2026 Total Request	Over/Under EOB
5800000	TOTAL MAJOR REPAIRS	—	—	120,000	120,000
Total Major Repairs:		—	—	\$120,000	\$120,000
Total Expenditures for Program 1321		\$14,381,259	\$14,328,125	\$15,681,567	\$1,353,442
Total Agency Expenditures:		\$14,381,259	\$14,328,125	\$15,681,567	\$1,353,442

SOURCE OF FUNDING SUMMARY

Agency Overview

Fees & Self-generated

Description	FY2023-2024 Actuals	Existing Operating Budget as of 10/01/2024	FY2025-2026 Total Request	Over/Under EOB	Form ID
FEES AND SELF GENERATED	2,339,812	2,400,000	2,523,795	123,795	33323
Total Fees & Self-generated	\$2,339,812	\$2,400,000	\$2,523,795	\$123,795	

Federal Funds

Description	FY2023-2024 Actuals	Existing Operating Budget as of 10/01/2024	FY2025-2026 Total Request	Over/Under EOB	Form ID
BASIC PER DIEM	11,734,740	11,425,452	12,459,133	1,033,681	33319
MEDICARE	306,706	502,673	698,639	195,966	33322
Total Federal Funds	\$12,041,446	\$11,928,125	\$13,157,772	\$1,229,647	
Total Sources of Funding:	\$14,381,258	\$14,328,125	\$15,681,567	\$1,353,442	

SOURCE OF FUNDING DETAIL

Federal Funds

Form 33319 — 132 - VA Per Diem

Expenditures	Existing Operating Budget as of 10/01/2024			FY2025-2026 Total Request			FY2026-2027 Projected		
	Means of Financing	In-Kind Match	Cash Match	Means of Financing	In-Kind Match	Cash Match	Means of Financing	In-Kind Match	Cash Match
Salaries	4,928,234	—	—	5,508,901	—	—	—	—	—
Other Compensation	217,700	—	—	363,860	—	—	—	—	—
Related Benefits	2,325,049	—	—	2,586,373	—	—	—	—	—
TOTAL PERSONAL SERVICES	\$7,470,983	—	—	\$8,459,134	—	—	—	—	—
Travel	26,453	—	—	26,419	—	—	—	—	—
Operating Services	1,489,269	—	—	1,207,854	—	—	—	—	—
Supplies	671,740	—	—	789,547	—	—	—	—	—
TOTAL OPERATING EXPENSES	\$2,187,462	—	—	\$2,023,820	—	—	—	—	—
PROFESSIONAL SERVICES	\$572,578	—	—	\$724,445	—	—	—	—	—
Other Charges	—	—	—	—	—	—	—	—	—
Debt Service	—	—	—	—	—	—	—	—	—
Interagency Transfers	987,511	—	—	987,511	—	—	—	—	—
TOTAL OTHER CHARGES	\$987,511	—	—	\$987,511	—	—	—	—	—
Acquisitions	206,918	—	—	144,223	—	—	—	—	—
Major Repairs	—	—	—	120,000	—	—	—	—	—
TOTAL ACQ. & MAJOR REPAIRS	\$206,918	—	—	\$264,223	—	—	—	—	—
TOTAL EXPENDITURES	\$11,425,452	—	—	\$12,459,133	—	—	—	—	—

Form 33319 — 132 - VA Per Diem

Question	Narrative Response
State the purpose, source and legal citation.	The estimated revenues reflect reimbursements to this agency by the U.S. Dept. of Veterans Affairs Administration for patient care day provided by the State of Louisiana in the Northeast Louisiana Veterans Home facility in Monroe, Louisiana. The rate of reimbursement to the state and this department is a minimum of half the cost per patient day and a maximum of \$462.92 per day for each nursing care veteran housed and reflected in the daily census report.
Agency discretion or Federal requirement?	Line-item request for expenditures reflect agency discretion. The Veterans Administration requires that standards must be met and maintained by the state home providing and participating in the Veterans State Home Program. There are no restrictions placed on the amounts that must be placed in personal services and for any other line item of expenditures. However, VA daily per diem reimbursement is based on a rate of \$138.29 for nursing home care beds not to exceed 1/2 of the average patient cost to the providing agency. Also, VA will reimburse the total cost per patient day, up to \$462.92 or any Service-Connected Veterans housed at the facility.
Describe any budgetary peculiarities.	Federal funding is based on this agency maintaining the standards of Veterans Administration (VA) licensure. The VA conducts annual inspections of the facility
Is the Total Request amount for multiple years?	Not applicable.
Additional information or comments.	No funds listed in the Existing Operating Budget column will be carried forward to the Requested Year.
Provide the amount of any indirect costs.	\$4,941,755
Any indirect costs funded with other MOF?	Yes, Indirect costs are funded with Interagency Transfers, Federal Funds, and Self-Generated Funds
Objectives and indicators in the Operational Plan.	1) K Maintain an average daily occupancy rate of 90% throughout one complete year by FY 2026. Indicators: Nursing Care Percent Occupancy; Average Daily Census; Total Days of Nursing Care; Average Cost Per Patient Day
Additional information or comments.	N/A

Form 33322 — 132 - Medicare

Expenditures	Existing Operating Budget as of 10/01/2024			FY2025-2026 Total Request			FY2026-2027 Projected		
	Means of Financing	In-Kind Match	Cash Match	Means of Financing	In-Kind Match	Cash Match	Means of Financing	In-Kind Match	Cash Match
Salaries	—	—	—	—	—	—	—	—	—
Other Compensation	—	—	—	—	—	—	—	—	—
Related Benefits	—	—	—	—	—	—	—	—	—
TOTAL PERSONAL SERVICES	—	—	—	—	—	—	—	—	—
Travel	—	—	—	—	—	—	—	—	—
Operating Services	—	—	—	—	—	—	—	—	—
Supplies	502,673	—	—	698,639	—	—	—	—	—
TOTAL OPERATING EXPENSES	\$502,673	—	—	\$698,639	—	—	—	—	—
PROFESSIONAL SERVICES	—	—	—	—	—	—	—	—	—
Other Charges	—	—	—	—	—	—	—	—	—
Debt Service	—	—	—	—	—	—	—	—	—
Interagency Transfers	—	—	—	—	—	—	—	—	—
TOTAL OTHER CHARGES	—	—	—	—	—	—	—	—	—
Acquisitions	—	—	—	—	—	—	—	—	—
Major Repairs	—	—	—	—	—	—	—	—	—
TOTAL ACQ. & MAJOR REPAIRS	—	—	—	—	—	—	—	—	—
TOTAL EXPENDITURES	\$502,673	—	—	\$698,639	—	—	—	—	—

Form 33322 — 132 - Medicare

Question	Narrative Response
State the purpose, source and legal citation.	Medicare Hospital Insurance (CFDA 93.773) Medicare revenues are generated from Part A (skilled nursing services) and Part B (therapy disciplines) for veterans. Northeast Louisiana Veterans Home is authorized for participation in the Medicare Program under Provider Number 19-5623 effective May 08, 2007.
Agency discretion or Federal requirement?	Agency discretion.
Describe any budgetary peculiarities.	Federal funding is based on this agency maintaining the standards of Centers for Medicare and Medicaid Services (CMS).
Is the Total Request amount for multiple years?	Not applicable.
Additional information or comments.	No funds listed in the Existing Operating Budget column will be carried forward to the Requested Year.
Provide the amount of any indirect costs.	\$4,941,755
Any indirect costs funded with other MOF?	Yes, Indirect costs are funded with Interagency Transfers, Federal Funds, and Self-Generated Funds
Objectives and indicators in the Operational Plan.	1) K Maintain an average daily occupancy rate of 90% throughout one complete year by FY 2026. Indicators: Nursing Care Percent Occupancy; Average Daily Census; Total Days of Nursing Care; Average Cost Per Patient Day
Additional information or comments.	N/A

Fees & Self-generated

Form 33323 — 132 - Fees and Self Generated

Expenditures	Existing Operating Budget as of 10/01/2024			FY2025-2026 Total Request			FY2026-2027 Projected		
	Means of Financing	In-Kind Match	Cash Match	Means of Financing	In-Kind Match	Cash Match	Means of Financing	In-Kind Match	Cash Match
Salaries	1,523,617	—	—	1,523,617	—	—	—	—	—
Other Compensation	6,300	—	—	6,300	—	—	—	—	—
Related Benefits	578,546	—	—	578,546	—	—	—	—	—
TOTAL PERSONAL SERVICES	\$2,108,463	—	—	\$2,108,463	—	—	—	—	—
Travel	1,504	—	—	1,538	—	—	—	—	—
Operating Services	156,106	—	—	159,603	—	—	—	—	—
Supplies	119,469	—	—	122,145	—	—	—	—	—
TOTAL OPERATING EXPENSES	\$277,079	—	—	\$283,286	—	—	—	—	—
PROFESSIONAL SERVICES	\$4,950	—	—	\$5,061	—	—	—	—	—
Other Charges	—	—	—	—	—	—	—	—	—
Debt Service	—	—	—	—	—	—	—	—	—
Interagency Transfers	9,508	—	—	126,985	—	—	—	—	—
TOTAL OTHER CHARGES	\$9,508	—	—	\$126,985	—	—	—	—	—
Acquisitions	—	—	—	—	—	—	—	—	—
Major Repairs	—	—	—	—	—	—	—	—	—
TOTAL ACQ. & MAJOR REPAIRS	—	—	—	—	—	—	—	—	—
TOTAL EXPENDITURES	\$2,400,000	—	—	\$2,523,795	—	—	—	—	—

Form 33323 — 132 - Fees and Self Generated

Question	Narrative Response
State the purpose, source and legal citation.	These revenues are the result of the residents in this facility paying for part of their care. We projected the amount of revenue on the basis of the residents and percentage of those able to contribute to the cost of their care. These revenues are the result of billing veteran / responsible party for reimbursement for care, medication, x-ray and laboratory services.
Agency discretion or Federal requirement?	There are no restrictions on the use of these funds.
Describe any budgetary peculiarities.	None
Is the Total Request amount for multiple years?	Not applicable.
Additional information or comments.	No funds listed in the Existing Operating Budget column will be carried forward to the Requested Year.
Provide the amount of any indirect costs.	\$4,941,755
Any indirect costs funded with other MOF?	Yes, Indirect costs are funded with Interagency Transfers, Federal Funds, and Self-Generated Funds
Objectives and indicators in the Operational Plan.	1) K Maintain an average daily occupancy rate of 90% throughout one complete year by FY 2026. Indicators: Nursing Care Percent Occupancy; Average Daily Census; Total Days of Nursing Care; Average Cost Per Patient Day
Additional information or comments.	N/A

EXPENDITURES BY MEANS OF FINANCING

Existing Operating Budget

Expenditures	Used as a Cash Match	Total Means of Financing By Expenditure	Total State General Fund	Fees & Self-generated Form ID 33323 FEES AND SELF GENERATED	Federal Funds Form ID 33319 BASIC PER DIEM	Federal Funds Form ID 33322 MEDICARE
Salaries	—	6,451,851	—	1,523,617	4,928,234	—
Other Compensation	—	224,000	—	6,300	217,700	—
Related Benefits	—	2,903,595	—	578,546	2,325,049	—
TOTAL PERSONAL SERVICES	—	\$9,579,446	—	\$2,108,463	\$7,470,983	—
Travel	—	27,957	—	1,504	26,453	—
Operating Services	—	1,645,375	—	156,106	1,489,269	—
Supplies	—	1,293,882	—	119,469	671,740	502,673
TOTAL OPERATING EXPENSES	—	\$2,967,214	—	\$277,079	\$2,187,462	\$502,673
PROFESSIONAL SERVICES	—	\$577,528	—	\$4,950	\$572,578	—
Other Charges	—	—	—	—	—	—
Debt Service	—	—	—	—	—	—
Interagency Transfers	—	997,019	—	9,508	987,511	—
TOTAL OTHER CHARGES	—	\$997,019	—	\$9,508	\$987,511	—
Acquisitions	—	206,918	—	—	206,918	—
Major Repairs	—	—	—	—	—	—
TOTAL ACQ. & MAJOR REPAIRS	—	\$206,918	—	—	\$206,918	—
TOTAL EXPENDITURES	—	\$14,328,125	—	\$2,400,000	\$11,425,452	\$502,673

Total Request

Expenditures	Used as a Cash Match	Total Means of Financing By Expenditure	Total State General Fund	Federal Funds Form ID 33319 BASIC PER DIEM	Federal Funds Form ID 33322 MEDICARE	Fees & Self-generated Form ID 33323 FEES AND SELF GENERATED
Salaries	—	7,032,518	—	5,508,901	—	1,523,617
Other Compensation	—	370,160	—	363,860	—	6,300
Related Benefits	—	3,164,919	—	2,586,373	—	578,546
TOTAL PERSONAL SERVICES	—	\$10,567,597	—	\$8,459,134	—	\$2,108,463
Travel	—	27,957	—	26,419	—	1,538
Operating Services	—	1,367,457	—	1,207,854	—	159,603
Supplies	—	1,610,331	—	789,547	698,639	122,145
TOTAL OPERATING EXPENSES	—	\$3,005,745	—	\$2,023,820	\$698,639	\$283,286
PROFESSIONAL SERVICES	—	\$729,506	—	\$724,445	—	\$5,061
Other Charges	—	—	—	—	—	—
Debt Service	—	—	—	—	—	—
Interagency Transfers	—	1,114,496	—	987,511	—	126,985
TOTAL OTHER CHARGES	—	\$1,114,496	—	\$987,511	—	\$126,985
Acquisitions	—	144,223	—	144,223	—	—
Major Repairs	—	120,000	—	120,000	—	—
TOTAL ACQ. & MAJOR REPAIRS	—	\$264,223	—	\$264,223	—	—
TOTAL EXPENDITURES	—	\$15,681,567	—	\$12,459,133	\$698,639	\$2,523,795

REVENUE COLLECTIONS/INCOME

Fees & Self-generated

002 - Fees & Self-generated

Source	Commitment Item	Commitment Item Name	FY2023-2024 Actuals	FY-2025 Estimate	FY2025-2026 Projected	Over/Under Current Year Estimate
SOURCE						
CO-PAY	4650024	SALE NS-COMM INS	82,042	—	—	—
CO-PAY	4650026	SALE NS-CO-PAYS	205	—	—	—
MEAL TICKET SALES	4650028	SALE NS-MEAL TICKETS	22,114	—	—	—
MEDICARE	4650027	SALE NS-MEDI REPLACE	940	—	—	—
MISCELLANEOUS SALES	4650010	SALE NON ST-SERVICES	36,629	—	—	—
PHARMACY	4550687	FEES-OTH-PRESCRIPTN	142,079	—	—	—
PY CASH CARRYOVER	4830016	PY CASH CARRYOVER	255,837	371,990	371,990	—
RESIDENTS CARE & MAINT	4650025	SALE NS-CARE & MAINT	2,171,957	2,400,000	2,523,795	123,795
Total Collections/Income			\$2,711,802	\$2,771,990	\$2,895,785	\$123,795
TYPE						
Expenditures Source of Funding Form (BR-6)			2,339,812	2,400,000	2,523,795	123,795
Carryover			371,990	371,990	371,990	—
Total Expenditures, Transfers and Carry Forwards to Next FY			\$2,711,802	\$2,771,990	\$2,895,785	\$123,795
Difference in Total Collections/Income and Total Expenditures, Transfers and Carry Forwards to Next FY			\$0	—	—	—

Federal Funds

006 - Federal Funds

Source	Commitment Item	Commitment Item Name	FY2023-2024 Actuals	FY-2025 Estimate	FY2025-2026 Projected	Over/Under Current Year Estimate
SOURCE						
BASIC PER DIEM	4060036	FR-OTHER-VA BASIC	4,187,128	11,787,195	12,340,852	553,657
HIGHER PER DIEM	4060037	FR-OTHER-VA HIGHER	8,230,008	—	—	—
MEDICARE	4060035	FR-OTHER	408,953	567,464	816,920	249,456
MISCELLANEOUS SALES	4650035	SALE NON ST-MER/COMM	27,843	—	—	—
PY CASH CARRYOVER	4710049	MR-ADJ-PY REVENUE	(546,000)	—	—	—
PY CASH CARRYOVER	4830016	PY CASH CARRYOVER	4,764,822	5,031,308	5,457,842	426,534
Total Collections/Income			\$17,072,754	\$17,385,967	\$18,615,614	\$1,229,647
TYPE						
Expenditures Source of Funding Form (BR-6)			12,041,446	11,928,125	13,157,772	1,229,647
Carryover			5,031,308	5,457,842	5,457,842	—
Total Expenditures, Transfers and Carry Forwards to Next FY			\$17,072,754	\$17,385,967	\$18,615,614	\$1,229,647
Difference in Total Collections/Income and Total Expenditures, Transfers and Carry Forwards to Next FY			\$0	—	—	—

Justification of Differences

Form 34976 — 132 - Federal Funds

Question	Narrative Response
Explain any transfers to other appropriations.	N/A
Break out INA by Source of Funding.	N/A
Additional information or comments.	N/A

Form 35548 — 132 - Self Generated Funds

Question	Narrative Response
Explain any transfers to other appropriations.	N/A
Break out INA by Source of Funding.	N/A
Additional information or comments.	N/A

SCHEDULE OF REQUESTED EXPENDITURES

1321 - Northeast Louisiana Veterans Home

Travel

FY2025-2026 Request	Description
20,978	In State travel to meeting and training
6,979	Out of State travel to annual NASVH Conference
\$27,957	Total Travel

Operating Services

FY2025-2026 Request	Description
7,102	Auto repairs
214	Cable
6,669	Data Processing
4,831	Drug testing for pre hires
246,046	Due to direct patient care shortages we will be utilizing temporary staffing services.
1,380	Electricity
21,424	Equip/Maint
198	Gas
531	JOB FAIR
4,844	Mail, Delivery & Postage
71,263	Medicare and Service Connected vets blood drawn lab fees.
60,004	MISC
66,259	Miscellaneous medical services as needed such as x-rays for Skilled and Service Connected Residents.
817	Newspaper subscription for residents
30,467	Operating Services - Laundry
16,465	Phones/Cable
1,000	Printing of administrative and medical forms.
15,368	Rental for copy machine

Operating Services *(continued)*

FY2025-2026 Request	Description
9,000	SER-Marketing
7,594	SERV-Advertising
1,858	SERV-DUES & OTHER
264,011	SERV-TRANSPORTATION
1,495	Software subscriptions
237	Telephone Services
5,754	TRAINING
4,433	Water
518,193	Water/electricity
\$1,367,457	Total Operating Services

Supplies

FY2025-2026 Request	Description
13,357	Agency fuel cost for operating 5 vehicle fleet
80,626	Building Supplies
3,604	Cooling tower chemicals for operating AC and Heating for 86,000 square foot building
567,234	Dietary Supplies
69,092	Janitorial Supplies
427,492	Medical Supplies
72,825	Office Supplies
376,101	Pharmaceutical Supplies
\$1,610,331	Total Supplies

Professional Services

FY2025-2026 Request	Means of Financing	Description
177,741	Federal Funds	
\$177,741		Medical and Dental
87,119	Federal Funds	
\$87,119		Other Professional Services
464,646	Federal Funds	
\$464,646		Therapy Services
\$729,506	Total Professional Services	

Interagency Transfers

FY2025-2026 Request	Means of Financing	Receiving Agency	Description
41,867	Federal Funds		
\$41,867		STATE CIVIL SERVICE	Department of Civil Services
290,858	Federal Funds		
\$290,858		DVA-DEPT OF VETERANS AFFAIRS	IAT Salaries for Administrative Support for Contact Assistance Program, Administrative Support for the Administrative Program, 20% salaries and related benefits for the Deputy Secretary 2 and Centralization of administrative functions which includes direct supervision of Fiscal Human Resources and Internal Audit.
100,401	Federal Funds		
\$100,401		DVA-SE LA WAR VETERANS HOME	IAT Salaries to cover salary and related benefits for RN program administrator, Train/Dev Program Manager, Internal Auditor, Executive Management Auditor
383,472	Federal Funds		
\$383,472		DOA-OFFICE OF TECHNOLOGY SVCS	IAT to pay for computer support services
139,040	Federal Funds		
\$139,040		OFFICE OF RISK MANAGEMENT	IAT to pay insurance premiums for the year

Interagency Transfers *(continued)*

FY2025-2026 Request	Means of Financing	Receiving Agency	Description
932	Federal Funds		
\$932		LA PROPERTY ASSISTANCE AGENCY	LPAA - GPS Tracking
14,332	Federal Funds		
\$14,332		DOA-OFFICE OF ST PROCUREMENT	Office of State Procurement
6,985	Federal Funds		
\$6,985		DIVISION OF ADMINISTRATION	OSUP
79,087	Federal Funds		
\$79,087		OFFICE OF GROUP BENEFITS	Printing Forms
57,522	Federal Funds		
\$57,522		DVA-SW LA WAR VETERANS HOME	Total IAT salaries to Agency 134
\$1,114,496	Total Interagency Transfers		

Acquisitions

FY2025-2026 Request	Means of Financing	New/Replacement	Acquisition Type	Quantity	Description
144,223	Federal Funds				
\$144,223		Replace	MEDICAL EQUIPMENT	40	Request is for hospital beds and medical equipment.
\$144,223	Total Acquisitions				

Major Repairs

FY2025-2026 Request	Means of Financing	Major Repair Item	Description
120,000	Federal Funds		
\$120,000		MEDICAL	Request is for nurse call system.
\$120,000	Total Major Repairs		



This page has been intentionally left blank

Continuation Budget Adjustments

AGENCY SUMMARY STATEMENT

Total Agency

Means of Financing

Description	Existing Operating Budget as of 10/01/2024	Non-Recurring	Inflation	Compulsory	Workload	Other	FY2025-2026 Requested Continuation Level
STATE GENERAL FUND (Direct)	—	—	—	—	—	—	—
STATE GENERAL FUND BY:	—	—	—	—	—	—	—
INTERAGENCY TRANSFERS	—	—	—	—	—	—	—
FEES & SELF-GENERATED	2,400,000	—	6,318	—	—	117,477	2,523,795
STATUTORY DEDICATIONS	—	—	—	—	—	—	—
FEDERAL FUNDS	11,928,125	(30,675)	127,948	988,151	—	144,223	13,157,772
TOTAL MEANS OF FINANCING	\$14,328,125	\$(30,675)	\$134,266	\$988,151	—	\$261,700	\$15,681,567

Fees and Self-Generated

Description	Existing Operating Budget as of 10/01/2024	Non-Recurring	Inflation	Compulsory	Workload	Other	FY2025-2026 Requested Continuation Level
Fees & Self-generated	2,400,000	—	6,318	—	—	117,477	2,523,795
Total:	\$2,400,000	—	\$6,318	—	—	\$117,477	\$2,523,795

Statutory Dedications

Description	Existing Operating Budget as of 10/01/2024	Non-Recurring	Inflation	Compulsory	Workload	Other	FY2025-2026 Requested Continuation Level
Total:	—	—	—	—	—	—	—

Expenditures and Positions

Description	Existing Operating Budget as of 10/01/2024	Non-Recurring	Inflation	Compulsory	Workload	Other	FY2025-2026 Requested Continuation Level
Salaries	6,451,851	—	—	580,667	—	—	7,032,518
Other Compensation	224,000	—	—	146,160	—	—	370,160
Related Benefits	2,903,595	—	—	261,324	—	—	3,164,919
TOTAL PERSONAL SERVICES	\$9,579,446	—	—	\$988,151	—	—	\$10,567,597
Travel	27,957	(627)	627	—	—	—	27,957
Operating Services	1,645,375	(340,443)	62,525	—	—	—	1,367,457
Supplies	1,293,882	267,281	49,168	—	—	—	1,610,331
TOTAL OPERATING EXPENSES	\$2,967,214	\$(73,789)	\$112,320	—	—	—	\$3,005,745
PROFESSIONAL SERVICES	\$577,528	\$130,032	\$21,946	—	—	—	\$729,506
Other Charges	—	—	—	—	—	—	—
Debt Service	—	—	—	—	—	—	—
Interagency Transfers	997,019	—	—	—	—	117,477	1,114,496
TOTAL OTHER CHARGES	\$997,019	—	—	—	—	\$117,477	\$1,114,496
Acquisitions	206,918	(206,918)	—	—	—	144,223	144,223
Major Repairs	—	120,000	—	—	—	—	120,000
TOTAL ACQ. & MAJOR REPAIRS	\$206,918	\$(86,918)	—	—	—	\$144,223	\$264,223
TOTAL EXPENDITURES	\$14,328,125	\$(30,675)	\$134,266	\$988,151	—	\$261,700	\$15,681,567
Classified	149	—	—	—	—	—	149
Unclassified	—	—	—	—	—	—	—
TOTAL AUTHORIZED T.O. POSITIONS	149	—	—	—	—	—	149
TOTAL AUTHORIZED OTHER CHARGES POSITIONS	—	—	—	—	—	—	—
TOTAL NON-T.O. FTE POSITIONS	—	—	—	—	—	—	—

CONTINUATION BUDGET ADJUSTMENTS - SUMMARIZED

Form 36770 — 132 - Other (Major Repairs)

Means of Financing

	Amount
STATE GENERAL FUND (Direct)	—
STATE GENERAL FUND BY:	—
INTERAGENCY TRANSFERS	—
FEES & SELF-GENERATED	—
STATUTORY DEDICATIONS	—
FEDERAL FUNDS	176,243
TOTAL MEANS OF FINANCING	\$176,243

Expenditures

	Amount
Salaries	—
Other Compensation	—
Related Benefits	—
TOTAL PERSONAL SERVICES	—
Travel	(627)
Operating Services	(340,443)
Supplies	267,281
TOTAL OPERATING EXPENSES	\$(73,789)
PROFESSIONAL SERVICES	\$130,032
Other Charges	—
Debt Service	—
Interagency Transfers	—
TOTAL OTHER CHARGES	—
Acquisitions	—
Major Repairs	120,000
TOTAL ACQ. & MAJOR REPAIRS	\$120,000
TOTAL EXPENDITURES	\$176,243

Positions

	FTE
Classified	—
Unclassified	—
TOTAL AUTHORIZED T.O. POSITIONS	—
TOTAL AUTHORIZED OTHER CHARGES POSITIONS	—
TOTAL NON-T.O. FTE POSITIONS	—

Continuation Budget Adjustments - Summarized

Total Agency
Request Type: NON-RECUR

Form 37214 — NR - Acquisitions and Major Repairs

Means of Financing

	Amount
STATE GENERAL FUND (Direct)	—
STATE GENERAL FUND BY:	—
INTERAGENCY TRANSFERS	—
FEES & SELF-GENERATED	—
STATUTORY DEDICATIONS	—
FEDERAL FUNDS	(206,918)
TOTAL MEANS OF FINANCING	\$(206,918)

Expenditures

	Amount
Salaries	—
Other Compensation	—
Related Benefits	—
TOTAL PERSONAL SERVICES	—
Travel	—
Operating Services	—
Supplies	—
TOTAL OPERATING EXPENSES	—
PROFESSIONAL SERVICES	—
Other Charges	—
Debt Service	—
Interagency Transfers	—
TOTAL OTHER CHARGES	—
Acquisitions	(206,918)
Major Repairs	—
TOTAL ACQ. & MAJOR REPAIRS	\$(206,918)
TOTAL EXPENDITURES	\$(206,918)

Positions

	FTE
Classified	—
Unclassified	—
TOTAL AUTHORIZED T.O. POSITIONS	—
TOTAL AUTHORIZED OTHER CHARGES POSITIONS	—
TOTAL NON-T.O. FTE POSITIONS	—

Continuation Budget Adjustments - Summarized

Total Agency
Request Type: INFLATION

Form 36768 — 132 - Inflation (Medical Adjustment)

Means of Financing

	Amount
STATE GENERAL FUND (Direct)	—
STATE GENERAL FUND BY:	—
INTERAGENCY TRANSFERS	—
FEES & SELF-GENERATED	—
STATUTORY DEDICATIONS	—
FEDERAL FUNDS	54,862
TOTAL MEANS OF FINANCING	\$54,862

Expenditures

	Amount
Salaries	—
Other Compensation	—
Related Benefits	—
TOTAL PERSONAL SERVICES	—
Travel	—
Operating Services	25,668
Supplies	20,185
TOTAL OPERATING EXPENSES	\$45,853
PROFESSIONAL SERVICES	\$9,009
Other Charges	—
Debt Service	—
Interagency Transfers	—
TOTAL OTHER CHARGES	—
Acquisitions	—
Major Repairs	—
TOTAL ACQ. & MAJOR REPAIRS	—
TOTAL EXPENDITURES	\$54,862

Positions

	FTE
Classified	—
Unclassified	—
TOTAL AUTHORIZED T.O. POSITIONS	—
TOTAL AUTHORIZED OTHER CHARGES POSITIONS	—
TOTAL NON-T.O. FTE POSITIONS	—

Continuation Budget Adjustments - Summarized

**Total Agency
Request Type: INFLATION**

Form 37216 — Inflation Factor

Means of Financing

	Amount
STATE GENERAL FUND (Direct)	—
STATE GENERAL FUND BY:	—
INTERAGENCY TRANSFERS	—
FEES & SELF-GENERATED	6,318
STATUTORY DEDICATIONS	—
FEDERAL FUNDS	73,086
TOTAL MEANS OF FINANCING	\$79,404

Expenditures

	Amount
Salaries	—
Other Compensation	—
Related Benefits	—
TOTAL PERSONAL SERVICES	—
Travel	627
Operating Services	36,857
Supplies	28,983
TOTAL OPERATING EXPENSES	\$66,467
PROFESSIONAL SERVICES	\$12,937
Other Charges	—
Debt Service	—
Interagency Transfers	—
TOTAL OTHER CHARGES	—
Acquisitions	—
Major Repairs	—
TOTAL ACQ. & MAJOR REPAIRS	—
TOTAL EXPENDITURES	\$79,404

Positions

	FTE
Classified	—
Unclassified	—
TOTAL AUTHORIZED T.O. POSITIONS	—
TOTAL AUTHORIZED OTHER CHARGES POSITIONS	—
TOTAL NON-T.O. FTE POSITIONS	—

Continuation Budget Adjustments - Summarized

Total Agency
Request Type: COMPULSORY

Form 36766 — 132 - Compulsory

Means of Financing

	Amount
STATE GENERAL FUND (Direct)	—
STATE GENERAL FUND BY:	—
INTERAGENCY TRANSFERS	—
FEES & SELF-GENERATED	—
STATUTORY DEDICATIONS	—
FEDERAL FUNDS	988,151
TOTAL MEANS OF FINANCING	\$988,151

Expenditures

	Amount
Salaries	580,667
Other Compensation	146,160
Related Benefits	261,324
TOTAL PERSONAL SERVICES	\$988,151
Travel	—
Operating Services	—
Supplies	—
TOTAL OPERATING EXPENSES	—
PROFESSIONAL SERVICES	—
Other Charges	—
Debt Service	—
Interagency Transfers	—
TOTAL OTHER CHARGES	—
Acquisitions	—
Major Repairs	—
TOTAL ACQ. & MAJOR REPAIRS	—
TOTAL EXPENDITURES	\$988,151

Positions

	FTE
Classified	—
Unclassified	—
TOTAL AUTHORIZED T.O. POSITIONS	—
TOTAL AUTHORIZED OTHER CHARGES POSITIONS	—
TOTAL NON-T.O. FTE POSITIONS	—

Continuation Budget Adjustments - Summarized

**Total Agency
Request Type: OTHER**

Form 36767 — 132 - Other (Acquisitions)

Means of Financing

	Amount
STATE GENERAL FUND (Direct)	—
STATE GENERAL FUND BY:	—
INTERAGENCY TRANSFERS	—
FEES & SELF-GENERATED	—
STATUTORY DEDICATIONS	—
FEDERAL FUNDS	144,223
TOTAL MEANS OF FINANCING	\$144,223

Expenditures

	Amount
Salaries	—
Other Compensation	—
Related Benefits	—
TOTAL PERSONAL SERVICES	—
Travel	—
Operating Services	—
Supplies	—
TOTAL OPERATING EXPENSES	—
PROFESSIONAL SERVICES	—
Other Charges	—
Debt Service	—
Interagency Transfers	—
TOTAL OTHER CHARGES	—
Acquisitions	144,223
Major Repairs	—
TOTAL ACQ. & MAJOR REPAIRS	\$144,223
TOTAL EXPENDITURES	\$144,223

Positions

	FTE
Classified	—
Unclassified	—
TOTAL AUTHORIZED T.O. POSITIONS	—
TOTAL AUTHORIZED OTHER CHARGES POSITIONS	—
TOTAL NON-T.O. FTE POSITIONS	—

Form 36769 — 132 - Other (Interagency Transfers)

Means of Financing

	Amount
STATE GENERAL FUND (Direct)	—
STATE GENERAL FUND BY:	—
INTERAGENCY TRANSFERS	—
FEES & SELF-GENERATED	117,477
STATUTORY DEDICATIONS	—
FEDERAL FUNDS	—
TOTAL MEANS OF FINANCING	\$117,477

Expenditures

	Amount
Salaries	—
Other Compensation	—
Related Benefits	—
TOTAL PERSONAL SERVICES	—
Travel	—
Operating Services	—
Supplies	—
TOTAL OPERATING EXPENSES	—
PROFESSIONAL SERVICES	—
Other Charges	—
Debt Service	—
Interagency Transfers	117,477
TOTAL OTHER CHARGES	\$117,477
Acquisitions	—
Major Repairs	—
TOTAL ACQ. & MAJOR REPAIRS	—
TOTAL EXPENDITURES	\$117,477

Positions

	FTE
Classified	—
Unclassified	—
TOTAL AUTHORIZED T.O. POSITIONS	—
TOTAL AUTHORIZED OTHER CHARGES POSITIONS	—
TOTAL NON-T.O. FTE POSITIONS	—

PROGRAM SUMMARY STATEMENT

1321 - Northeast Louisiana Veterans Home

Means of Financing

Description	Existing Operating Budget as of 10/01/2024	Non-Recurring	Inflation	Compulsory	Workload	Other	FY2025-2026 Requested Continuation Level
STATE GENERAL FUND (Direct)	—	—	—	—	—	—	—
STATE GENERAL FUND BY:	—	—	—	—	—	—	—
INTERAGENCY TRANSFERS	—	—	—	—	—	—	—
FEES & SELF-GENERATED	2,400,000	—	6,318	—	—	117,477	2,523,795
STATUTORY DEDICATIONS	—	—	—	—	—	—	—
FEDERAL FUNDS	11,928,125	(30,675)	127,948	988,151	—	144,223	13,157,772
TOTAL MEANS OF FINANCING	\$14,328,125	\$(30,675)	\$134,266	\$988,151	—	\$261,700	\$15,681,567

Fees and Self-Generated

Description	Existing Operating Budget as of 10/01/2024	Non-Recurring	Inflation	Compulsory	Workload	Other	FY2025-2026 Requested Continuation Level
Fees & Self-generated	2,400,000	—	6,318	—	—	117,477	2,523,795
Total:	\$2,400,000	—	\$6,318	—	—	\$117,477	\$2,523,795

Expenditures and Positions

Description	Existing Operating Budget as of 10/01/2024	Non-Recurring	Inflation	Compulsory	Workload	Other	FY2025-2026 Requested Continuation Level
Salaries	6,451,851	—	—	580,667	—	—	7,032,518
Other Compensation	224,000	—	—	146,160	—	—	370,160
Related Benefits	2,903,595	—	—	261,324	—	—	3,164,919
TOTAL PERSONAL SERVICES	\$9,579,446	—	—	\$988,151	—	—	\$10,567,597
Travel	27,957	(627)	627	—	—	—	27,957
Operating Services	1,645,375	(340,443)	62,525	—	—	—	1,367,457
Supplies	1,293,882	267,281	49,168	—	—	—	1,610,331
TOTAL OPERATING EXPENSES	\$2,967,214	\$(73,789)	\$112,320	—	—	—	\$3,005,745
PROFESSIONAL SERVICES	\$577,528	\$130,032	\$21,946	—	—	—	\$729,506
Other Charges	—	—	—	—	—	—	—
Debt Service	—	—	—	—	—	—	—
Interagency Transfers	997,019	—	—	—	—	117,477	1,114,496
TOTAL OTHER CHARGES	\$997,019	—	—	—	—	\$117,477	\$1,114,496
Acquisitions	206,918	(206,918)	—	—	—	144,223	144,223
Major Repairs	—	120,000	—	—	—	—	120,000
TOTAL ACQ. & MAJOR REPAIRS	\$206,918	\$(86,918)	—	—	—	\$144,223	\$264,223
TOTAL EXPENDITURES	\$14,328,125	\$(30,675)	\$134,266	\$988,151	—	\$261,700	\$15,681,567
Classified	149	—	—	—	—	—	149
Unclassified	—	—	—	—	—	—	—
TOTAL AUTHORIZED T.O. POSITIONS	149	—	—	—	—	—	149
TOTAL AUTHORIZED OTHER CHARGES POSITIONS	—	—	—	—	—	—	—
TOTAL NON-T.O. FTE POSITIONS	—	—	—	—	—	—	—

CONTINUATION BUDGET ADJUSTMENTS - BY PROGRAM

Form 37214 — NR - Acquisitions and Major Repairs

1321 - Northeast Louisiana Veterans Home

Means of Financing

	Amount
STATE GENERAL FUND (Direct)	—
STATE GENERAL FUND BY:	—
INTERAGENCY TRANSFERS	—
FEES & SELF-GENERATED	—
STATUTORY DEDICATIONS	—
FEDERAL FUNDS	(206,918)
TOTAL MEANS OF FINANCING	\$(206,918)

Expenditures

	Amount
Salaries	—
Other Compensation	—
Related Benefits	—
TOTAL PERSONAL SERVICES	—
Travel	—
Operating Services	—
Supplies	—
TOTAL OPERATING EXPENSES	—
PROFESSIONAL SERVICES	—
Other Charges	—
Debt Service	—
Interagency Transfers	—
TOTAL OTHER CHARGES	—
Acquisitions	(206,918)
Major Repairs	—
TOTAL ACQ. & MAJOR REPAIRS	\$(206,918)
TOTAL EXPENDITURES	\$(206,918)

Positions

	FTE
Classified	—
Unclassified	—
TOTAL AUTHORIZED T.O. POSITIONS	—
TOTAL AUTHORIZED OTHER CHARGES POSITIONS	—
TOTAL NON-T.O. FTE POSITIONS	—

Statutory Dedications

	Amount
Total:	—

Supporting Detail
Means of Financing

Description	Amount
Federal Funds	(206,918)
Total:	\$(206,918)

Acquisitions

Commitment item	Name	Amount
5700000	TOTAL ACQUISITIONS	(206,918)
Total:		\$(206,918)

Form 37216 — Inflation Factor

1321 - Northeast Louisiana Veterans Home

Means of Financing

	Amount
STATE GENERAL FUND (Direct)	—
STATE GENERAL FUND BY:	—
INTERAGENCY TRANSFERS	—
FEES & SELF-GENERATED	6,318
STATUTORY DEDICATIONS	—
FEDERAL FUNDS	73,086
TOTAL MEANS OF FINANCING	\$79,404

Expenditures

	Amount
Salaries	—
Other Compensation	—
Related Benefits	—
TOTAL PERSONAL SERVICES	—
Travel	627
Operating Services	36,857
Supplies	28,983
TOTAL OPERATING EXPENSES	\$66,467
PROFESSIONAL SERVICES	\$12,937
Other Charges	—
Debt Service	—
Interagency Transfers	—
TOTAL OTHER CHARGES	—
Acquisitions	—
Major Repairs	—
TOTAL ACQ. & MAJOR REPAIRS	—
TOTAL EXPENDITURES	\$79,404

Positions

	FTE
Classified	—
Unclassified	—
TOTAL AUTHORIZED T.O. POSITIONS	—
TOTAL AUTHORIZED OTHER CHARGES POSITIONS	—
TOTAL NON-T.O. FTE POSITIONS	—

Fees and Self-Generated

	Amount
Fees & Self-generated	6,318
Total:	\$6,318

Statutory Dedications

	Amount
Total:	—

Supporting Detail

Means of Financing

Description	Amount
Federal Funds	73,086
Fees & Self-generated	6,318
Total:	\$79,404

Travel

Commitment item	Name	Amount
5200000	TOTAL TRAVEL	627
Total:		\$627

Operating Services

Commitment item	Name	Amount
5300000	TOTAL OPERATING SERV	36,857
Total:		\$36,857

Supplies

Commitment item	Name	Amount
5400000	TOTAL SUPPLIES	28,983
Total:		\$28,983

Professional Services

Commitment item	Name	Amount
5500000	TOTAL PROF SERVICES	12,937
Total:		\$12,937

Form 36770 — 132 - Other (Major Repairs)

1321 - Northeast Louisiana Veterans Home

MEANS OF FINANCING

	Amount
STATE GENERAL FUND (Direct)	—
STATE GENERAL FUND BY:	—
INTERAGENCY TRANSFERS	—
FEES & SELF-GENERATED	—
STATUTORY DEDICATIONS	—
FEDERAL FUNDS	176,243
TOTAL MEANS OF FINANCING	\$176,243

EXPENDITURES

	Amount
Salaries	—
Other Compensation	—
Related Benefits	—
TOTAL PERSONAL SERVICES	—
Travel	(627)
Operating Services	(340,443)
Supplies	267,281
TOTAL OPERATING EXPENSES	\$(73,789)
PROFESSIONAL SERVICES	\$130,032
Other Charges	—
Debt Service	—
Interagency Transfers	—
TOTAL OTHER CHARGES	—
Acquisitions	—
Major Repairs	120,000
TOTAL ACQ. & MAJOR REPAIRS	\$120,000
TOTAL EXPENDITURES	\$176,243

AUTHORIZED POSITIONS

	FTE
Classified	—
Unclassified	—
TOTAL AUTHORIZED T.O. POSITIONS	—
TOTAL AUTHORIZED OTHER CHARGES POSITIONS	—
TOTAL NON-T.O. FTE POSITIONS	—

Question	Narrative Response
Explain the need for this request.	Requesting \$120,000 to cover purchasing a Nurse Call System.
Cite performance indicators for the adjustment.	There would be an increase in cost per patient day
What would the impact be if this is not funded?	This request, if not funded, may affect the quality of care we provided to our veterans.
Is revenue a fixed amount or can it be adjusted?	Revenue can be adjusted.
Is the expenditure of these revenues restricted?	Revenue is not restricted.
Additional information or comments.	N/A

Form 36768 — 132 - Inflation (Medical Adjustment)

1321 - Northeast Louisiana Veterans Home

MEANS OF FINANCING

	Amount
STATE GENERAL FUND (Direct)	—
STATE GENERAL FUND BY:	—
INTERAGENCY TRANSFERS	—
FEES & SELF-GENERATED	—
STATUTORY DEDICATIONS	—
FEDERAL FUNDS	54,862
TOTAL MEANS OF FINANCING	\$54,862

EXPENDITURES

	Amount
Salaries	—
Other Compensation	—
Related Benefits	—
TOTAL PERSONAL SERVICES	—
Travel	—
Operating Services	25,668
Supplies	20,185
TOTAL OPERATING EXPENSES	\$45,853
PROFESSIONAL SERVICES	\$9,009
Other Charges	—
Debt Service	—
Interagency Transfers	—
TOTAL OTHER CHARGES	—
Acquisitions	—
Major Repairs	—
TOTAL ACQ. & MAJOR REPAIRS	—
TOTAL EXPENDITURES	\$54,862

AUTHORIZED POSITIONS

	FTE
Classified	—
Unclassified	—
TOTAL AUTHORIZED T.O. POSITIONS	—
TOTAL AUTHORIZED OTHER CHARGES POSITIONS	—
TOTAL NON-T.O. FTE POSITIONS	—

Statutory Dedications

	Amount
Total:	—

Question	Narrative Response
Explain the need for this request.	Medical Inflation Rate is needed for medical related expenditures.
Cite performance indicators for the adjustment.	Average Cost per Patient Day
What would the impact be if this is not funded?	Would impair the facility from sustaining the high level of services provided for our veteran residents.
Is revenue a fixed amount or can it be adjusted?	Not a fixed amount can be adjusted based upon receipt of revenues.
Is the expenditure of these revenues restricted?	The expenditures are not restricted.
Additional information or comments.	N/A

Form 36766 — 132 - Compulsory

1321 - Northeast Louisiana Veterans Home

MEANS OF FINANCING

	Amount
STATE GENERAL FUND (Direct)	—
STATE GENERAL FUND BY:	—
INTERAGENCY TRANSFERS	—
FEES & SELF-GENERATED	—
STATUTORY DEDICATIONS	—
FEDERAL FUNDS	988,151
TOTAL MEANS OF FINANCING	\$988,151

EXPENDITURES

	Amount
Salaries	580,667
Other Compensation	146,160
Related Benefits	261,324
TOTAL PERSONAL SERVICES	\$988,151
Travel	—
Operating Services	—
Supplies	—
TOTAL OPERATING EXPENSES	—
PROFESSIONAL SERVICES	—
Other Charges	—
Debt Service	—
Interagency Transfers	—
TOTAL OTHER CHARGES	—
Acquisitions	—
Major Repairs	—
TOTAL ACQ. & MAJOR REPAIRS	—
TOTAL EXPENDITURES	\$988,151

AUTHORIZED POSITIONS

	FTE
Classified	—
Unclassified	—
TOTAL AUTHORIZED T.O. POSITIONS	—
TOTAL AUTHORIZED OTHER CHARGES POSITIONS	—
TOTAL NON-T.O. FTE POSITIONS	—

Question	Narrative Response
Explain the need for this request.	Adjustments needed to balance Personnel Services with PEP. These adjustments include Career Progression Group and Market Rate. In addition, the PEP does not include Post Retirement Benefits, Unemployment Benefits, and Compensated Absences; therefore, these adjustments are included in this Compulsory Adjustment.
Cite performance indicators for the adjustment.	Cost of per day patient care
What would the impact be if this is not funded?	Should the adjustments not be funded, staff may not realize the market adjustment and/or other areas of the budget may be decreased to allow this request to be funded.
Is revenue a fixed amount or can it be adjusted?	Revenue can be adjusted.
Is the expenditure of these revenues restricted?	Expenditures are not restricted
Additional information or comments.	N/A

Form 36767 — 132 - Other (Acquisitions)

1321 - Northeast Louisiana Veterans Home

MEANS OF FINANCING

	Amount
STATE GENERAL FUND (Direct)	—
STATE GENERAL FUND BY:	—
INTERAGENCY TRANSFERS	—
FEES & SELF-GENERATED	—
STATUTORY DEDICATIONS	—
FEDERAL FUNDS	144,223
TOTAL MEANS OF FINANCING	\$144,223

AUTHORIZED POSITIONS

	FTE
Classified	—
Unclassified	—
TOTAL AUTHORIZED T.O. POSITIONS	—
TOTAL AUTHORIZED OTHER CHARGES POSITIONS	—
TOTAL NON-T.O. FTE POSITIONS	—

EXPENDITURES

	Amount
Salaries	—
Other Compensation	—
Related Benefits	—
TOTAL PERSONAL SERVICES	—
Travel	—
Operating Services	—
Supplies	—
TOTAL OPERATING EXPENSES	—
PROFESSIONAL SERVICES	—
Other Charges	—
Debt Service	—
Interagency Transfers	—
TOTAL OTHER CHARGES	—
Acquisitions	144,223
Major Repairs	—
TOTAL ACQ. & MAJOR REPAIRS	\$144,223
TOTAL EXPENDITURES	\$144,223

Question	Narrative Response
Explain the need for this request.	This adjustment is necessary for replacement of Passenger Handicap Assessable Van, Beds, Ford F-150 Regular Cab and Medline Vital Sign Monitor.
Cite performance indicators for the adjustment.	There would be an increase in cost per patient day.
What would the impact be if this is not funded?	This request, if not funded, may affect the quality of care we provided to our veterans.
Is revenue a fixed amount or can it be adjusted?	The requested revenue can be adjusted.
Is the expenditure of these revenues restricted?	There are no restrictions placed on these revenues or expenditures.
Additional information or comments.	None

Form 36769 — 132 - Other (Interagency Transfers)

1321 - Northeast Louisiana Veterans Home

MEANS OF FINANCING

	Amount
STATE GENERAL FUND (Direct)	—
STATE GENERAL FUND BY:	—
INTERAGENCY TRANSFERS	—
FEES & SELF-GENERATED	117,477
STATUTORY DEDICATIONS	—
FEDERAL FUNDS	—
TOTAL MEANS OF FINANCING	\$117,477

EXPENDITURES

	Amount
Salaries	—
Other Compensation	—
Related Benefits	—
TOTAL PERSONAL SERVICES	—
Travel	—
Operating Services	—
Supplies	—
TOTAL OPERATING EXPENSES	—
PROFESSIONAL SERVICES	—
Other Charges	—
Debt Service	—
Interagency Transfers	117,477
TOTAL OTHER CHARGES	\$117,477
Acquisitions	—
Major Repairs	—
TOTAL ACQ. & MAJOR REPAIRS	—
TOTAL EXPENDITURES	\$117,477

AUTHORIZED POSITIONS

	FTE
Classified	—
Unclassified	—
TOTAL AUTHORIZED T.O. POSITIONS	—
TOTAL AUTHORIZED OTHER CHARGES POSITIONS	—
TOTAL NON-T.O. FTE POSITIONS	—

Fees and Self-Generated

	Amount
Fees & Self-generated	117,477
Total:	\$117,477

Statutory Dedications

	Amount
Total:	—

Question	Narrative Response
Explain the need for this request.	This adjustment is needed to cover the expenditures to other state agencies including; but, not limited to, Louisiana Department of Veterans Affairs, Louisiana Property Assistance Agency, Office of Risk Management, Office of State Procurement, Office of Technology Services, Northeast Louisiana Veterans Home, and State Civil Service.
Cite performance indicators for the adjustment.	Average Cost Per Patient Day
What would the impact be if this is not funded?	Should this request not be funded, NELVH may not be able to transfer the full amount assessed by other state agencies.
Is revenue a fixed amount or can it be adjusted?	Revenue can be adjusted.
Is the expenditure of these revenues restricted?	No these expenditures are not restricted.
Additional information or comments.	N/A

Technical and Other Adjustments

AGENCY SUMMARY STATEMENT

Total Agency

Means of Financing	Existing Operating Budget as of 10/01/2024	FY2025-2026 Requested Continuation Adjustment	FY2025-2026 Requested in this Adjustment Package	FY2025-2026 Requested Realignment
STATE GENERAL FUND (Direct)	—	—	—	—
STATE GENERAL FUND BY:	—	—	—	—
INTERAGENCY TRANSFERS	—	—	—	—
FEES & SELF-GENERATED	2,400,000	123,795	—	2,523,795
STATUTORY DEDICATIONS	—	—	—	—
FEDERAL FUNDS	11,928,125	1,229,647	—	13,157,772
TOTAL MEANS OF FINANCING	\$14,328,125	\$1,353,442	—	\$15,681,567
Salaries	6,451,851	580,667	—	7,032,518
Other Compensation	224,000	146,160	—	370,160
Related Benefits	2,903,595	261,324	—	3,164,919
TOTAL PERSONAL SERVICES	\$9,579,446	\$988,151	—	\$10,567,597
Travel	27,957	—	—	27,957
Operating Services	1,645,375	(277,918)	—	1,367,457
Supplies	1,293,882	316,449	—	1,610,331
TOTAL OPERATING EXPENSES	\$2,967,214	\$38,531	—	\$3,005,745
PROFESSIONAL SERVICES	\$577,528	\$151,978	—	\$729,506
Other Charges	—	—	—	—
Debt Service	—	—	—	—
Interagency Transfers	997,019	117,477	—	1,114,496
TOTAL OTHER CHARGES	\$997,019	\$117,477	—	\$1,114,496
Acquisitions	206,918	(62,695)	—	144,223
Major Repairs	—	120,000	—	120,000
TOTAL ACQ. & MAJOR REPAIRS	\$206,918	\$57,305	—	\$264,223
TOTAL EXPENDITURES	\$14,328,125	\$1,353,442	—	\$15,681,567
Classified	149	—	—	149
Unclassified	—	—	—	—
TOTAL AUTHORIZED T.O. POSITIONS	149	—	—	149
TOTAL AUTHORIZED OTHER CHARGES POSITIONS	—	—	—	—
TOTAL NON-T.O. FTE POSITIONS	—	—	—	—

PROGRAM BREAKOUT

Means of Financing	Requested in this Adjustment Package	1321 Northeast Louisiana Veterans Home
STATE GENERAL FUND (Direct)	—	—
STATE GENERAL FUND BY:	—	—
INTERAGENCY TRANSFERS	—	—
FEES & SELF-GENERATED	—	—
STATUTORY DEDICATIONS	—	—
FEDERAL FUNDS	—	—
TOTAL MEANS OF FINANCING	—	—
Salaries	—	—
Other Compensation	—	—
Related Benefits	—	—
TOTAL SALARIES	—	—
Travel	—	—
Operating Services	—	—
Supplies	—	—
TOTAL OPERATING EXPENSES	—	—
PROFESSIONAL SERVICES	—	—
Other Charges	—	—
Debt Service	—	—
Interagency Transfers	—	—
TOTAL OTHER CHARGES	—	—
Acquisitions	—	—
Major Repairs	—	—
TOTAL ACQ. & MAJOR REPAIRS	—	—
TOTAL EXPENDITURES & REQUEST	—	—
Classified	—	—
Unclassified	—	—
TOTAL AUTHORIZED T.O. POSITIONS	—	—
TOTAL AUTHORIZED OTHER CHARGES POSITIONS	—	—
TOTAL NON-T.O. FTE POSITIONS	—	—

PROGRAM SUMMARY STATEMENT

1321 - Northeast Louisiana Veterans Home

Means of Financing	Existing Operating Budget as of 10/01/2024	FY2025-2026 Requested Continuation Adjustment	FY2025-2026 Requested in this Adjustment Package	FY2025-2026 Requested Realignment
STATE GENERAL FUND (Direct)	—	—	—	—
STATE GENERAL FUND BY:	—	—	—	—
INTERAGENCY TRANSFERS	—	—	—	—
FEES & SELF-GENERATED	2,400,000	123,795	—	2,523,795
STATUTORY DEDICATIONS	—	—	—	—
FEDERAL FUNDS	11,928,125	1,229,647	—	13,157,772
TOTAL MEANS OF FINANCING	\$14,328,125	\$1,353,442	—	\$15,681,567
Salaries	6,451,851	580,667	—	7,032,518
Other Compensation	224,000	146,160	—	370,160
Related Benefits	2,903,595	261,324	—	3,164,919
TOTAL PERSONAL SERVICES	\$9,579,446	\$988,151	—	\$10,567,597
Travel	27,957	—	—	27,957
Operating Services	1,645,375	(277,918)	—	1,367,457
Supplies	1,293,882	316,449	—	1,610,331
TOTAL OPERATING EXPENSES	\$2,967,214	\$38,531	—	\$3,005,745
PROFESSIONAL SERVICES	\$577,528	\$151,978	—	\$729,506
Other Charges	—	—	—	—
Debt Service	—	—	—	—
Interagency Transfers	997,019	117,477	—	1,114,496
TOTAL OTHER CHARGES	\$997,019	\$117,477	—	\$1,114,496
Acquisitions	206,918	(62,695)	—	144,223
Major Repairs	—	120,000	—	120,000
TOTAL ACQ. & MAJOR REPAIRS	\$206,918	\$57,305	—	\$264,223
TOTAL EXPENDITURES	\$14,328,125	\$1,353,442	—	\$15,681,567
Classified	149	—	—	149
Unclassified	—	—	—	—
TOTAL AUTHORIZED T.O. POSITIONS	149	—	—	149
TOTAL AUTHORIZED OTHER CHARGES POSITIONS	—	—	—	—
TOTAL NON-T.O. FTE POSITIONS	—	—	—	—

New or Expanded Requests

AGENCY SUMMARY STATEMENT

Total Agency

Means of Financing and Expenditures	Existing Operating Budget as of 10/01/2024	FY2025-2026 Requested Continuation Adjustment	FY2025-2026 Requested in Technical/Other Package	FY2025-2026 Requested New/Expanded	FY2025-2026 Requested Realignment
STATE GENERAL FUND (Direct)	—	—	—	—	—
STATE GENERAL FUND BY:	—	—	—	—	—
INTERAGENCY TRANSFERS	—	—	—	—	—
FEES & SELF-GENERATED	2,400,000	123,795	—	—	2,523,795
STATUTORY DEDICATIONS	—	—	—	—	—
FEDERAL FUNDS	11,928,125	1,229,647	—	—	13,157,772
TOTAL MEANS OF FINANCING	\$14,328,125	\$1,353,442	—	—	\$15,681,567
Salaries	6,451,851	580,667	—	—	7,032,518
Other Compensation	224,000	146,160	—	—	370,160
Related Benefits	2,903,595	261,324	—	—	3,164,919
TOTAL PERSONAL SERVICES	\$9,579,446	\$988,151	—	—	\$10,567,597
Travel	27,957	—	—	—	27,957
Operating Services	1,645,375	(277,918)	—	—	1,367,457
Supplies	1,293,882	316,449	—	—	1,610,331
TOTAL OPERATING EXPENSES	\$2,967,214	\$38,531	—	—	\$3,005,745
PROFESSIONAL SERVICES	\$577,528	\$151,978	—	—	\$729,506
Other Charges	—	—	—	—	—
Debt Service	—	—	—	—	—
Interagency Transfers	997,019	117,477	—	—	1,114,496
TOTAL OTHER CHARGES	\$997,019	\$117,477	—	—	\$1,114,496
Acquisitions	206,918	(62,695)	—	—	144,223
Major Repairs	—	120,000	—	—	120,000
TOTAL ACQ. & MAJOR REPAIRS	\$206,918	\$57,305	—	—	\$264,223
TOTAL EXPENDITURES	\$14,328,125	\$1,353,442	—	—	\$15,681,567
Classified	149	—	—	—	149
Unclassified	—	—	—	—	—
TOTAL AUTHORIZED T.O. POSITIONS	149	—	—	—	149
TOTAL AUTHORIZED OTHER CHARGES POSITIONS	—	—	—	—	—
TOTAL NON-T.O. FTE POSITIONS	—	—	—	—	—

Fees and Self-Generated

Description	Existing Operating Budget as of 10/01/2024	FY2025-2026 Requested Continuation Adjustment	FY2025-2026 Requested in Technical/Other Package	FY2025-2026 Requested New/Expanded	FY2025-2026 Requested Realignment
Fees & Self-generated	2,400,000	123,795	—	—	2,523,795
Total:	\$2,400,000	\$123,795	—	—	\$2,523,795

Statutory Dedications

Description	Existing Operating Budget as of 10/01/2024	FY2025-2026 Requested Continuation Adjustment	FY2025-2026 Requested in Technical/Other Package	FY2025-2026 Requested New/Expanded	FY2025-2026 Requested Realignment
Total:	—	—	—	—	—

PROGRAM SUMMARY STATEMENT

1321 - Northeast Louisiana Veterans Home

Means of Financing and Expenditures	Existing Operating Budget as of 10/01/2024	FY2025-2026 Requested Continuation Adjustment	FY2025-2026 Requested in Technical/Other Package	FY2025-2026 Requested New/Expanded	FY2025-2026 Requested Realignment
STATE GENERAL FUND (Direct)	—	—	—	—	—
STATE GENERAL FUND BY:	—	—	—	—	—
INTERAGENCY TRANSFERS	—	—	—	—	—
FEES & SELF-GENERATED	2,400,000	123,795	—	—	2,523,795
STATUTORY DEDICATIONS	—	—	—	—	—
FEDERAL FUNDS	11,928,125	1,229,647	—	—	13,157,772
TOTAL MEANS OF FINANCING	\$14,328,125	\$1,353,442	—	—	\$15,681,567
Salaries	6,451,851	580,667	—	—	7,032,518
Other Compensation	224,000	146,160	—	—	370,160
Related Benefits	2,903,595	261,324	—	—	3,164,919
TOTAL PERSONAL SERVICES	\$9,579,446	\$988,151	—	—	\$10,567,597
Travel	27,957	—	—	—	27,957
Operating Services	1,645,375	(277,918)	—	—	1,367,457
Supplies	1,293,882	316,449	—	—	1,610,331
TOTAL OPERATING EXPENSES	\$2,967,214	\$38,531	—	—	\$3,005,745
PROFESSIONAL SERVICES	\$577,528	\$151,978	—	—	\$729,506
Other Charges	—	—	—	—	—
Debt Service	—	—	—	—	—
Interagency Transfers	997,019	117,477	—	—	1,114,496
TOTAL OTHER CHARGES	\$997,019	\$117,477	—	—	\$1,114,496
Acquisitions	206,918	(62,695)	—	—	144,223
Major Repairs	—	120,000	—	—	120,000
TOTAL ACQ. & MAJOR REPAIRS	\$206,918	\$57,305	—	—	\$264,223
TOTAL EXPENDITURES	\$14,328,125	\$1,353,442	—	—	\$15,681,567
Classified	149	—	—	—	149
Unclassified	—	—	—	—	—
TOTAL AUTHORIZED T.O. POSITIONS	149	—	—	—	149
TOTAL AUTHORIZED OTHER CHARGES POSITIONS	—	—	—	—	—
TOTAL NON-T.O. FTE POSITIONS	—	—	—	—	—

Fees and Self-Generated

Description	Existing Operating Budget as of 10/01/2024	FY2025-2026 Requested Continuation Adjustment	FY2025-2026 Requested in Technical/Other Package	FY2025-2026 Requested New/Expanded	FY2025-2026 Requested Realignment
Fees & Self-generated	2,400,000	123,795	—	—	2,523,795
Total:	\$2,400,000	\$123,795	—	—	\$2,523,795

Statutory Dedications

Description	Existing Operating Budget as of 10/01/2024	FY2025-2026 Requested Continuation Adjustment	FY2025-2026 Requested in Technical/Other Package	FY2025-2026 Requested New/Expanded	FY2025-2026 Requested Realignment
Total:	—	—	—	—	—



This page has been intentionally left blank

Total Request Summary

AGENCY SUMMARY STATEMENT

Total Agency

Means of Financing

Description	FY2023-2024 Actuals	Existing Operating Budget as of 10/01/2024	FY2025-2026 Requested Continuation Adjustments	FY2025-2026 Requested in Technical/Other Adjustments	FY2025-2026 Requested New or Expanded Adjustments	FY2025-2026 Total Request	Over/Under EOB
STATE GENERAL FUND (Direct)	—	—	—	—	—	—	—
STATE GENERAL FUND BY:	—	—	—	—	—	—	—
INTERAGENCY TRANSFERS	—	—	—	—	—	—	—
FEES & SELF-GENERATED	2,339,812	2,400,000	123,795	—	—	2,523,795	123,795
STATUTORY DEDICATIONS	—	—	—	—	—	—	—
FEDERAL FUNDS	12,041,447	11,928,125	1,229,647	—	—	13,157,772	1,229,647
TOTAL MEANS OF FINANCING	\$14,381,259	\$14,328,125	\$1,353,442	—	—	\$15,681,567	\$1,353,442

Statutory Dedications

Description	FY2023-2024 Actuals	Existing Operating Budget as of 10/01/2024	FY2025-2026 Requested Continuation Adjustments	FY2025-2026 Requested in Technical/Other Adjustments	FY2025-2026 Requested New or Expanded Adjustments	FY2025-2026 Total Request	Over/Under EOB
Total:	—	—	—	—	—	—	—

Expenditures and Positions

Description	FY2023-2024 Actuals	Existing Operating Budget as of 10/01/2024	FY2025-2026 Requested Continuation Adjustments	FY2025-2026 Requested in Technical/Other Adjustments	FY2025-2026 Requested New or Expanded Adjustments	FY2025-2026 Total Request	Over/Under EOB
Salaries	6,176,690	6,451,851	580,667	—	—	7,032,518	580,667
Other Compensation	482,776	224,000	146,160	—	—	370,160	146,160
Related Benefits	2,842,607	2,903,595	261,324	—	—	3,164,919	261,324
TOTAL PERSONAL SERVICES	\$9,502,073	\$9,579,446	\$988,151	—	—	\$10,567,597	\$988,151
Travel	5,296	27,957	—	—	—	27,957	—
Operating Services	1,403,013	1,645,375	(277,918)	—	—	1,367,457	(277,918)
Supplies	1,644,398	1,293,882	316,449	—	—	1,610,331	316,449
TOTAL OPERATING EXPENSES	\$3,052,706	\$2,967,214	\$38,531	—	—	\$3,005,745	\$38,531
PROFESSIONAL SERVICES	\$741,430	\$577,528	\$151,978	—	—	\$729,506	\$151,978
Other Charges	571	—	—	—	—	—	—
Debt Service	—	—	—	—	—	—	—
Interagency Transfers	1,084,287	997,019	117,477	—	—	1,114,496	117,477
TOTAL OTHER CHARGES	\$1,084,859	\$997,019	\$117,477	—	—	\$1,114,496	\$117,477
Acquisitions	190	206,918	(62,695)	—	—	144,223	(62,695)
Major Repairs	—	—	120,000	—	—	120,000	120,000
TOTAL ACQ. & MAJOR REPAIRS	\$190	\$206,918	\$57,305	—	—	\$264,223	\$57,305
TOTAL EXPENDITURES	\$14,381,259	\$14,328,125	\$1,353,442	—	—	\$15,681,567	\$1,353,442
Classified	149	149	—	—	—	149	—
Unclassified	—	—	—	—	—	—	—
TOTAL AUTHORIZED T.O. POSITIONS	149	149	—	—	—	149	—
TOTAL AUTHORIZED OTHER CHARGES POSITIONS	—	—	—	—	—	—	—
TOTAL NON-T.O. FTE POSITIONS	—	—	—	—	—	—	—

PROGRAM SUMMARY STATEMENT

1321 - Northeast Louisiana Veterans Home

Means of Financing

Description	FY2023-2024 Actuals	Existing Operating Budget as of 10/01/2024	FY2025-2026 Requested Continuation Adjustments	FY2025-2026 Requested in Technical/Other Adjustments	FY2025-2026 Requested New or Expanded Adjustments	FY2025-2026 Total Request	Over/Under EOB
STATE GENERAL FUND (Direct)	—	—	—	—	—	—	—
STATE GENERAL FUND BY:	—	—	—	—	—	—	—
INTERAGENCY TRANSFERS	—	—	—	—	—	—	—
FEEES & SELF-GENERATED	2,339,812	2,400,000	123,795	—	—	2,523,795	123,795
STATUTORY DEDICATIONS	—	—	—	—	—	—	—
FEDERAL FUNDS	12,041,447	11,928,125	1,229,647	—	—	13,157,772	1,229,647
TOTAL MEANS OF FINANCING	\$14,381,259	\$14,328,125	\$1,353,442	—	—	\$15,681,567	\$1,353,442

Expenditures and Positions

Description	FY2023-2024 Actuals	Existing Operating Budget as of 10/01/2024	FY2025-2026 Requested Continuation Adjustments	FY2025-2026 Requested in Technical/Other Adjustments	FY2025-2026 Requested New or Expanded Adjustments	FY2025-2026 Total Request	Over/Under EOB
Salaries	6,176,690	6,451,851	580,667	—	—	7,032,518	580,667
Other Compensation	482,776	224,000	146,160	—	—	370,160	146,160
Related Benefits	2,842,607	2,903,595	261,324	—	—	3,164,919	261,324
TOTAL PERSONAL SERVICES	\$9,502,073	\$9,579,446	\$988,151	—	—	\$10,567,597	\$988,151
Travel	5,296	27,957	—	—	—	27,957	—
Operating Services	1,403,013	1,645,375	(277,918)	—	—	1,367,457	(277,918)
Supplies	1,644,398	1,293,882	316,449	—	—	1,610,331	316,449
TOTAL OPERATING EXPENSES	\$3,052,706	\$2,967,214	\$38,531	—	—	\$3,005,745	\$38,531
PROFESSIONAL SERVICES	\$741,430	\$577,528	\$151,978	—	—	\$729,506	\$151,978
Other Charges	571	—	—	—	—	—	—
Debt Service	—	—	—	—	—	—	—
Interagency Transfers	1,084,287	997,019	117,477	—	—	1,114,496	117,477
TOTAL OTHER CHARGES	\$1,084,859	\$997,019	\$117,477	—	—	\$1,114,496	\$117,477
Acquisitions	190	206,918	(62,695)	—	—	144,223	(62,695)
Major Repairs	—	—	120,000	—	—	120,000	120,000
TOTAL ACQ. & MAJOR REPAIRS	\$190	\$206,918	\$57,305	—	—	\$264,223	\$57,305
TOTAL EXPENDITURES	\$14,381,259	\$14,328,125	\$1,353,442	—	—	\$15,681,567	\$1,353,442
Classified	149	149	—	—	—	149	—
Unclassified	—	—	—	—	—	—	—
TOTAL AUTHORIZED T.O. POSITIONS	149	149	—	—	—	149	—
TOTAL AUTHORIZED OTHER CHARGES POSITIONS	—	—	—	—	—	—	—
TOTAL NON-T.O. FTE POSITIONS	—	—	—	—	—	—	—

Addenda

INTERAGENCY TRANSFERS

INTERAGENCY AGREEMENT

BR-19B
(09/24)

Interagency Agreement Between Louisiana Department of Veterans Affairs (Agency 130) and Northeast Louisiana Veterans Home (Agency 132)
(Recipient Agency and #) (Sending Agency and #)

For Fiscal Year 2025- 2026, Louisiana Department of Veterans Affairs (Agency 130) is budgeted to receive the following revenue
(Agency Name and #)

from Northeast Louisiana Veterans Home (Agency 132) by Interagency Transfer for the following reason(s):
(Agency Name and #)

This Interagency Agreement is to recover the costs associated with the programs identified below. Associated costs includes; but, is not limited to Salaries and Related Benefits.	
Administrative Program	\$ 56,449.60
Deputy Assistant Secretary	\$ 43,034.80
Fiscal and Human Resources	\$ 29,949.10
Subtotal	\$ 129,433.50
Contact Assistance Program	\$ 161,424.74
Total	\$ 290,858.24

Jessica Pince 10/25/2024
Recipient Agency Fiscal Officer Date

Bonny 10/25/24
Sending Agency Fiscal Officer Date

NOTE:
It is the Receiving Agency's responsibility to ensure the execution of this Agreement.
Both Agencies must submit copies of this Agreement with their Budget Request (and any subsequent BA-7s as documentation for I.A.T. revenues and I.A.T. expense).

INTERAGENCY AGREEMENT

BR-19B
(10/24)

Interagency Agreement Between **Southwest Louisiana Veterans Home (Agency 134)** and **Northeast Louisiana Veterans Home (Agency 132)**
(Recipient Agency and #) (Sending Agency and #)

For Fiscal Year **2025 - 2026**, **Southwest Louisiana Veterans Home (Agency 134)** is budgeted to receive the following revenue
(Agency Name and #)

from **Northeast Louisiana Veterans Home (Agency 132)** by Interagency Transfer for the following reason(s):
(Agency Name and #)

The reason for this Interagency Agreement is to cover the salary, related benefits, and travel for positions housed at the recipient agency for services provided to sending agency.

(Internal) Audit Manager - Bradley Lemoine - \$28,489
RN Program Coordinator - Ronald Callegari - \$28,533
Travel Expenses: \$500
Total - \$57,522



Recipient Agency Fiscal Officer Date 10-11-2024



Sending Agency Fiscal Officer Date 10-14-24

NOTE:
It is the Receiving Agency's responsibility to ensure the execution of this Agreement.
Both Agencies must submit copies of this Agreement with their Budget Request (and any subsequent BA-7s as documentation for I.A.T. revenues and I.A.T. expense).

INTERAGENCY AGREEMENT

BR-19B
(10/24)

Interagency Agreement Between Southeast Louisiana Veterans Home (Agency #136) and Northeast Louisiana Veterans Home (Agency #132)
(Recipient Agency and #) (Sending Agency and #)

For Fiscal Year 2025 -2026, Southeast Louisiana Veterans Home (Agency #136) is budgeted to receive the following revenue
(Agency Name and #)

from Northeast Louisiana Veterans Home (Agency #132) by Interagency Transfer for the following reason(s):
(Agency Name and #)

The reason for the Interagency Agreement is to cover the salary and related benefits and travel for positions housed at the recipient agency for services provided to sending agency.
RN Program Administrator - James "Murphy" Haydel - \$38,019.70
Train/Dev Program Manager - William McInnis- \$19,009.26
Internal Auditor Dequan Bujol - \$19,239.11
Executive Management Officer - Larry Williams - \$22,812.43
Travel Expense-\$1,360.00
Total: \$100,440.50

[Signature] _____ 10/14/24
Recipient Agency Fiscal Officer Date
[Signature] _____ 10/14/24
Sending Agency Fiscal Officer Date

NOTE:
It is the Receiving Agency's responsibility to ensure the execution of this Agreement
Both Agencies must submit copies of this Agreement with their Budget Request (and any subsequent BA-7s as documentation for I.A.T. revenues and I.A.T. expense).

Page _____

Agency: 132 DVA - NORTHEAST LOUISIANA VETERANS HOME

STATE OF LOUISIANA
Childrens Budget
Department Summary

CHILD - DS
 Fiscal Year 2025 - 2026
 Report Date: 11/1/24

Service Number	Service Name	Agency Number	Agency Name	General Fund	IAT	Self Generated	Stat Deds	Federal Funds	Total Funds	Positions
			Total:	\$0	\$0	\$0	\$0	\$0	\$0	0

Agency: 132 DVA - NORTHEAST LOUISIANA VETERANS HOME

STATE OF LOUISIANA
Childrens Budget
by Department

CHILD - DC
Fiscal Year 2025 - 2026
Report Date: 11/1/24

Agency: 132 DVA - NORTHEAST LOUISIANA VETERANS HOME	STATE OF LOUISIANA Childrens Budget Agency Summary	CHILD - AS Fiscal Year 2025 - 2026 Report Date: 11/1/24
---	---	---

Service Number	Service Name	Program Number	Program Name	General Fund	IAT	Self Generated	Stat Deds	Federal Funds	Total Funds	Positions
			Total:	\$0	\$0	\$0	\$0	\$0	\$0	0

Agency: 132 DVA - NORTHEAST LOUISIANA VETERANS HOME

STATE OF LOUISIANA
Childrens Budget
by Agency

CHILD - AC
Fiscal Year 2025 - 2026
Report Date: 11/1/24

Agency: 132 DVA - NORTHEAST LOUISIANA VETERANS HOME

STATE OF LOUISIANA
Childrens Budget
by Agency/Program and Service

CHILD1
Fiscal Year 2025 - 2026
Report Date: 11/1/24

Agency: 132 DVA - NORTHEAST LOUISIANA VETERANS HOME **STATE OF LOUISIANA** CHILD2
Childrens Budget Fiscal Year 2025 - 2026
Narrative Report Date: 11/1/24

Form ID:	
Form Description:	
Service:	

Question and Narrative Response

Agency: 132 DVA - NORTHEAST LOUISIANA VETERANS HOME

STATE OF LOUISIANA
Sunset Review

SUNSET1
Fiscal Year 2025 - 2026
Report Date: 11/1/24

GENERAL ADDENDA

AGENCY: 132-NELVH
1321011000 ADMINISTRATION

NORTHEAST LOUISIANA VETERANS HOME
BR9-B
FISCAL YEAR 2025-2026

Position Number	Last name	Emp First Name	Personnel number	C/U	Job Title	Salary Object	Cost Center	Pay scale group	Cur Year Sal	CPG Annualization	CPG Year 2	MA Inc Y2	Requested Salary	Employer Retirement	Employer Medicare	Employer Medical	Employer Life	Other Pay
165913	VILLARREAL	CHRISTOPHER	361878	C	VETERANS ASSN COUNS 1	0005110010	1321011000	SS-410	34,814	1,713	-	1,373	37,900	13,167	550	-	-	-
165914	LAWSON	SHARON	15133	C	ADMIN COORDINATOR 3	0005110010	1321011000	AS-609	39,707	-	-	1,119	40,826	14,183	592	7,846	444	-
166237	MIHALIAK	MARQUITA	305336	C	LONG TERM CARE HOSP ADMIN	0005110010	1321011000	AS-624	115,107	-	-	3,245	118,352	41,115	1,716	13,726	804	-
50566749	RINEHART	MARADYE	328050	C	LONG TERM CARE HOS AS ADM	0005110010	1321011000	AS-622	98,342	-	-	2,772	101,114	35,127	1,466	7,846	180	-
50651839	REDDING	LAURA	323214	C	ADMIN ASSISTANT 5	0005110010	1321011000	AS-613	49,504	-	-	1,860	51,364	17,844	745	8,994	-	-
50666758	BENNETT	JOHN	350154	C	MARKETING REP 2	0005110010	1321011000	AS-616	60,570	-	-	2,276	62,846	-	911	-	-	-

CLASSIFIED FILLED SUBTOTAL			6						398,044	1,713	-	12,645	412,402	121,436	5,980	38,412	1,428	-
CLASSIFIED VACANT SUBTOTAL			0						-	-	-	-	-	-	-	-	-	-
UNCLASSIFIED FILLED SUBTOTAL			0						-	-	-	-	-	-	-	-	-	-
UNCLASSIFIED VACANT SUBTOTAL			0						-	-	-	-	-	-	-	-	-	-
TOTAL			6						398,044	1,713	-	12,645	412,402	121,436	5,980	38,412	1,428	-

AGENCY: 132-NELVH
1321011100 FISCAL

NORTHEAST LOUISIANA VETERANS HOME
BR9-B
FISCAL YEAR 2025-2026

Position Number	Last name	Emp First Name	Personnel number	C/U	Job Title	Salary Object	Cost Center	Pay scale group	Cur Year Sal	CPG Annualization	CPG Year 2	MA Inc Y2	Requested Salary	Employer Retirement	Employer Medicare	Employer Medical	Employer Life	Other Pay
165899	GAHAGAN	CODY	292975	C	ADMIN COORDINATOR 3	0005110010	1321012200	AS-609	42,578	-	-	1,200	43,778	15,208	635	7,846	108	-
165916	MAY	BRANDY	346272	C	ACCOUNTANT MANAGER 1	0005110010	1321011100	AS-618	74,235	-	-	2,092	76,327	16,418	1,107	8,994	108	-
165917	WILSON	CHEREIS	215335	C	ACCOUNTING TECHNICIAN	0005110010	1321011100	AS-611	40,560	-	-	1,143	41,703	9,216	605	8,994	44	-
165918	WELLS III	JOHNNY	365614	C	ACCOUNTING TECHNICIAN	0005110010	1321011100	AS-611	39,520	-	-	1,114	40,634	14,116	589	2,836	84	-
165919	HAMM	CALEB	361151	C	ACCOUNTING TECHNICIAN	0005110010	1321011100	AS-611	39,520	-	-	1,114	40,634	14,116	589	2,836	60	-
50373601	ANDERSON	SHAQUITA	322738	C	ACCOUNTANT SUPERVISOR 2	0005110010	1321011100	AS-617	67,600	-	-	1,905	69,505	24,146	1,008	-	-	-
50557077	SMITH	TERESA	359000	C	ACCOUNTANT 1	0005110010	1321011100	AS-612	51,438	-	-	1,450	52,888	18,373	767	7,846	444	-

CLASSIFIED FILLED SUBTOTAL			7						355,451	-	-	10,018	365,469	111,593	5,300	39,352	848	-
CLASSIFIED VACANT SUBTOTAL			0						-	-	-	-	-	-	-	-	-	-
UNCLASSIFIED FILLED SUBTOTAL			0						-	-	-	-	-	-	-	-	-	-
UNCLASSIFIED VACANT SUBTOTAL			0						-	-	-	-	-	-	-	-	-	-
TOTAL			7						355,451	-	-	10,018	365,469	111,593	5,300	39,352	848	-

AGENCY: 132-NELVH
1321012000 SOCIAL SERVICES

NORTHEAST LOUISIANA VETERANS HOME
BR9-B
FISCAL YEAR 2025-2026

Position Number	Last name	Emp First Name	Personnel number	C/U	Job Title	Salary Object	Cost Center	Pay scale group	Cur Year Sal	CPG Annualization	CPG Year 2	MA Inc Y2	Requested Salary	Employer Retirement	Employer Medicare	Employer Medical	Employer Life	Other Pay
166249	DAVIES	ERICA	352138	C	SOCIAL WORKER 2	0005110010	1321012000	SS-413	51,975	3,531	-	2,086	57,592	20,008	835	9,351	7	-
166348	PRITCHARD	BRITTANY	258045	C	SOCIAL WORKER 3	0005110010	1321012000	SS-414	63,294	-	-	1,784	65,078	22,608	944	8,994	-	-
50390081	HOWE	LISA	131792	C	SOCIAL WORKER 5-B	0005110010	1321012000	SS-416	74,693	-	-	2,105	76,798	26,680	1,114	7,846	264	-

CLASSIFIED FILLED SUBTOTAL			3						189,962	3,531	-	5,975	199,468	69,296	2,893	26,191	271	-
CLASSIFIED VACANT SUBTOTAL			0						-	-	-	-	-	-	-	-	-	-
UNCLASSIFIED FILLED SUBTOTAL			0						-	-	-	-	-	-	-	-	-	-
UNCLASSIFIED VACANT SUBTOTAL			0						-	-	-	-	-	-	-	-	-	-
TOTAL			3						189,962	3,531	-	5,975	199,468	69,296	2,893	26,191	271	-

AGENCY: 132-NELVH
1321012100 RECREATION

NORTHEAST LOUISIANA VETERANS HOME
BR9-B
FISCAL YEAR 2025-2026

Position Number	Last name	Emp First Name	Personnel number	C/U	Job Title	Salary Object	Cost Center	Pay scale group	Cur Year Sal	CPG Annualization	CPG Year 2	MA Inc Y2	Requested Salary	Employer Retirement	Employer Medicare	Employer Medical	Employer Life	Other Pay
166244	CATES	REBECCA	331723	C	THERAPEUTIC REC SPEC 3-A	0005110010	1321012100	SS-412	50,606	-	-	1,426	52,032	18,076	754	7,846	-	-
189867	GOODWIN	AMANDA	337421	C	NURSING ASST 2	0005110010	1321012100	MS-505	31,866	-	-	898	32,764	11,382	475	7,846	-	-
166245	Vacant			C	THERAPEUTIC REC SPEC 2	0005110010	1321012100	SS-410	40,456	-	-	1,525	41,981	17,338	609	7,392	-	-

CLASSIFIED FILLED SUBTOTAL	2								82,472	-	-	2,324	84,796	29,458	1,229	15,692	-	-
CLASSIFIED VACANT SUBTOTAL	1								40,456	-	-	1,525	41,981	17,338	609	7,392	-	-
UNCLASSIFIED FILLED SUBTOTAL	0								-	-	-	-	-	-	-	-	-	-
UNCLASSIFIED VACANT SUBTOTAL	0								-	-	-	-	-	-	-	-	-	-
TOTAL	3								122,928	-	-	3,849	126,777	46,796	1,838	23,084	-	-

AGENCY: 132-NELVH
1321012200 DIETARY

NORTHEAST LOUISIANA VETERANS HOME
BR9-B
FISCAL YEAR 2025-2026

Position Number	Last name	Emp First Name	Personnel number	C/U	Job Title	Salary Object	Cost Center	Pay scale group	Cur Year Sal	CPG Annualization	CPG Year 2	MA Inc Y2	Requested Salary	Employer Retirement	Employer Medicare	Employer Medical	Employer Life	Other Pay
165891	CALLOWAY	LATEISHA	334722	C	FOOD SERVICE SPEC 3	0005110010	1321012200	WS-205	27,560	-	-	777	28,337	9,844	411	-	-	-
165894	Vacant			C	FOOD SERVICE SPEC 3	0005110010	1321012200	WS-205	25,480	-	-	958	26,438	9,184	383	-	-	-
165895	HANNIBAL	DIANNE	292278	C	FOOD SERVICE SPEC 3	0005110010	1321012200	WS-205	27,560	-	-	777	28,337	9,844	411	7,846	-	-
165897	PEOPLES	ASHLEY	362745	C	FOOD SERVICE SPEC 3	0005110010	1321012200	WS-205	25,480	-	-	958	26,438	9,184	383	-	-	-
165898	JOHNSON	VICKIE	127356	C	FOOD SERVICE SPEC 3	0005110010	1321012200	WS-205	28,330	-	-	799	29,129	10,119	422	7,846	232	-
165902	SIAS	TRACEY	347669	C	FOOD SERVICE SPEC 5	0005110010	1321012200	WS-207	31,554	-	-	889	32,443	11,271	470	-	-	-
165903	MYLES	HENRY	278757	C	FOOD SERVICE SPEC 5	0005110010	1321012200	WS-207	32,594	-	-	919	33,513	11,642	486	7,846	-	-
165905	WILLIAMS	SULLITA	364014	C	FOOD SERVICE SPEC 3	0005110010	1321012200	WS-205	25,480	-	-	958	26,438	9,184	383	-	-	-
165907	HILLARD	SHARON	338848	C	FOOD SERVICE SPEC 3	0005110010	1321012200	WS-205	27,560	-	-	777	28,337	9,844	411	-	-	-
165910	BROOKS	SHERVONDALY	276276	C	FOOD SERVICE SPEC 3	0005110010	1321012200	WS-205	26,499	-	-	747	27,246	9,465	395	-	18	-
165911	ROBINSON	SHEQUITA	347648	C	FOOD SERVICE SPEC 3	0005110010	1321012200	WS-205	27,560	-	-	777	28,337	9,844	411	-	-	-
50321202	REEVES	RAQUEL	1767	C	FOOD SERVICE SPEC 7	0005110010	1321012200	WS-211	43,243	-	-	1,219	44,462	15,446	645	7,846	-	-
50345209	JACKSON	FELICIA	357946	C	FOOD SERVICE SPEC 3	0005110010	1321012200	WS-205	26,499	-	-	747	27,246	9,465	395	7,846	-	-
50361514	BISHOP	JA'KEITHA	364558	C	FOOD SERVICE SPEC 3	0005110010	1321012200	WS-205	25,480	-	-	958	26,438	9,184	383	-	-	-
CLASSIFIED FILLED SUBTOTAL				13					375,399	-	-	11,302	386,700	134,336	5,606	39,230	250	-
CLASSIFIED VACANT SUBTOTAL				1					25,480	-	-	958	26,438	9,184	383	-	-	-
UNCLASSIFIED FILLED SUBTOTAL				0					-	-	-	-	-	-	-	-	-	-
UNCLASSIFIED VACANT SUBTOTAL				0					-	-	-	-	-	-	-	-	-	-
TOTAL				14					400,879	-	-	12,260	413,138	143,520	5,989	39,230	250	-

AGENCY: 132-NELVH
1321011200 MAINTENANCE

NORTHEAST LOUISIANA VETERANS HOME
BR9-B
FISCAL YEAR 2025-2026

Position Number	Last name	Emp First Name	Personnel number	C/U	Job Title	Salary Object	Cost Center	Pay scale group	Cur Year Sal	CPG Annualization	CPG Year 2	MA Inc Y2	Requested Salary	Employer Retirement	Employer Medicare	Employer Medical	Employer Life	Other Pay
165924	WATT	BRIAN	277661	C	FACILITY MAINTENANCE MGR A	0005110010	1321011200	WS-219	82,035	-	-	2,312	84,347	29,302	1,223	8,994	180	-
165928	HOWE	CORY	334572	C	MAINTENANCE REPAIRER 2	0005110010	1321011200	WS-212	44,262	-	-	1,248	45,510	15,810	660	7,846	72	-
165929	WATTS	LESTER	287347	C	MAINTENANCE REPAIRER 2	0005110010	1321011200	WS-212	44,262	-	-	1,248	45,510	15,810	660	13,726	-	-
50481633	BURCH	PHILLIP	337516	C	MAINTENANCE REPAIRER 2	0005110010	1321011200	WS-212	44,262	-	-	1,248	45,510	15,810	660	8,994	11	-
50657008	GRAYSON	OBIE	315659	C	MAINTENANCE REPAIRER 1	0005110010	1321011200	WS-210	39,520	-	-	1,114	40,634	14,116	589	14,269	264	-
165926	Vacant			C	MAINTENANCE FOREMAN	0005110010	1321011200	WS-215	52,125	-	-	1,474	53,599	22,136	777	8,980	96	1,164

CLASSIFIED FILLED SUBTOTAL	5	254,341	-	-	7,170	261,512	90,848	3,792	53,829	527	-
CLASSIFIED VACANT SUBTOTAL	1	52,125	-	-	1,474	53,599	22,136	777	8,980	96	-
UNCLASSIFIED FILLED SUBTOTAL	0	-	-	-	-	-	-	-	-	-	-
UNCLASSIFIED VACANT SUBTOTAL	0	-	-	-	-	-	-	-	-	-	-
TOTAL	6	306,466	-	-	8,644	315,111	112,984	4,569	62,809	623	1,164

AGENCY: 132-NELVH
1321012300 HOUSEKEEPING

NORTHEAST LOUISIANA VETERANS HOME
BR9-B
FISCAL YEAR 2025-2026

Position Number	Last name	Emp First Name	Personnel number	C/U	Job Title	Salary Object	Cost Center	Pay scale group	Cur Year Sal	CPG Annualization	CPG Year 2	MA Inc Y2	Requested Salary	Employer Retirement	Employer Medicare	Employer Medical	Employer Life	Other Pay
165936	FLEMMING	ANDY	236410	C	CUSTODIAN 2	0005110010	1321012300	WS-203	24,939	-	-	703	25,642	8,908	372	-	-	-
50366768	THOMAS	KENDRICK	364133	C	CUSTODIAN 2	0005110010	1321012300	WS-203	22,256	-	-	836	23,092	8,022	335	-	-	-
50368518	MADISON	LANILA	264915	C	CUSTODIAN 2	0005110010	1321012300	WS-203	24,939	-	-	703	25,642	8,908	372	-	-	-
50376527	COLEMAN	LUCILLE	355065	C	CUSTODIAN 2	0005110010	1321012300	WS-203	23,150	-	-	653	23,803	8,269	345	-	-	-
50376529	JONES	BREANNA	336581	C	CUSTODIAN 2	0005110010	1321012300	WS-203	24,274	-	-	684	24,958	8,670	362	-	-	-
50376530	JAMERSON	SHAMIEKA	355972	C	CUSTODIAN 2	0005110010	1321012300	WS-203	23,150	-	-	653	23,803	8,269	345	7,846	-	-
50376531	WALKER	CHARLES	316040	C	CUSTODIAN 2	0005110010	1321012300	WS-203	24,274	-	-	684	24,958	8,670	362	-	-	-
50376532	CROWE	QUINTIN	334265	C	CUSTODIAN SUPERVISOR A	0005110010	1321012300	WS-207	31,949	-	-	901	32,850	11,412	476	-	-	-
50451130	ELMORE	ALEXIS	357842	C	CUSTODIAN 2	0005110010	1321012300	WS-203	23,150	-	-	653	23,803	-	345	-	-	-
50455941	LE BAS	PIERRE	361758	C	CUSTODIAN 2	0005110010	1321012300	WS-203	23,150	-	-	653	23,803	-	345	-	-	-
50544146	FORD	JIORREN	366209	C	CUSTODIAN 2	0005110010	1321012300	WS-203	23,150	-	-	653	23,803	-	345	-	-	-
CLASSIFIED FILLED SUBTOTAL				11					268,381	-	-	7,776	276,158	71,128	4,004	7,846	-	-
CLASSIFIED VACANT SUBTOTAL				0					-	-	-	-	-	-	-	-	-	-
UNCLASSIFIED FILLED SUBTOTAL				0					-	-	-	-	-	-	-	-	-	-
UNCLASSIFIED VACANT SUBTOTAL				0					-	-	-	-	-	-	-	-	-	-
TOTAL				11					268,381	-	-	7,776	276,158	71,128	4,004	7,846	-	-

AGENCY: 132-NELVH
1321012500 PHARMACY

NORTHEAST LOUISIANA VETERANS HOME
BR9-B
FISCAL YEAR 2025-2026

Position Number	Last name	Emp First Name	Personnel number	C/U	Job Title	Salary Object	Cost Center	Pay scale group	Cur Year Sal	CPG Annualization	CPG Year 2	MA Inc Y2	Requested Salary	Employer Retirement	Employer Medicare	Employer Medical	Employer Life	Other Pay
50539957	CHAPMAN	KAREN	168783	C	PHARMACIST 5-A	0005110010	1321012500	MS-527	142,438	-	-	4,015	146,453	50,878	2,124	-	-	-
50539958	NICHOLS	HOLLY	336354	C	PHARMACY TECHNICIAN 2	0005110010	1321012500	MS-508	37,211	-	-	1,049	38,260	13,292	555	-	84	-

CLASSIFIED FILLED SUBTOTAL	2								179,649	-	-	5,064	184,714	64,170	2,679	-	84	-
CLASSIFIED VACANT SUBTOTAL	0								-	-	-	-	-	-	-	-	-	-
UNCLASSIFIED FILLED SUBTOTAL	0								-	-	-	-	-	-	-	-	-	-
UNCLASSIFIED VACANT SUBTOTAL	0								-	-	-	-	-	-	-	-	-	-
TOTAL	2								179,649	-	-	5,064	184,714	64,170	2,679	-	84	-

AGENCY: 132-NELVH
1321011300 HUMAN RESOURCES

NORTHEAST LOUISIANA VETERANS HOME
BR9-B
FISCAL YEAR 2025-2026

Position Number	Last name	Emp First Name	Personnel number	C/U	Job Title	Salary Object	Cost Center	Pay scale group	Cur Year Sal	CPG Annualization	CPG Year 2	MA Inc Y2	Requested Salary	Employer Retirement	Employer Medicare	Employer Medical	Employer Life	Other Pay
165860	BURTON	JAMAILE	336069	C	HUMAN RESOURCES ANALYST C	0005110010	1321011300	AS-615	53,248	-	-	2,001	55,249	19,194	801	7,846	60	-
50674078	BLACK	RHONDA	362010	C	HUMAN RESOURCES ANALYST A	0005110010	1321011300	AS-612	44,554	-	-	1,674	46,228	16,060	670	7,846	-	-
50674327	LEWIS	TALYAH	334129	C	HUMAN RESOURCES SUPERVISOR	0005110010	1321011300	AS-618	63,669	-	-	2,393	66,062	22,950	958	7,846	60	-

CLASSIFIED FILLED SUBTOTAL	3								161,471	-	-		6,068	167,538	58,204	2,429	23,538	120	-
CLASSIFIED VACANT SUBTOTAL	0								-	-	-		-	-	-	-	-	-	-
UNCLASSIFIED FILLED SUBTOTAL	0								-	-	-		-	-	-	-	-	-	-
UNCLASSIFIED VACANT SUBTOTAL	0								-	-	-		-	-	-	-	-	-	-
TOTAL	3								161,471	-	-		6,068	167,538	58,204	2,429	23,538	120	-

AGENCY: 132-NELVH
1321012600 NURSING ADMINISTRATION

NORTHEAST LOUISIANA VETERANS HOME
BR9-B
FISCAL YEAR 2025-2026

Position Number	Last name	Emp First Name	Personnel number	C/U	Job Title	Salary Object	Cost Center	Pay scale group	Cur Year Sal	CPG Annualization	CPG Year 2	MA Inc Y2	Requested Salary	Employer Retirement	Employer Medicare	Employer Medical	Employer Life	Other Pay
166252	RAYFORD	AUDREY	268772	C	RN DIRECTOR OF NURSING A	0005110010	1321012600	MS-524	111,883	-	-	3,154	115,037	39,964	1,668	8,994	264	-
166253	MITCHELL	NATALIE	270444	C	RN ASSISTANT DIRECTOR OF NURSIN	0005110010	1321012600	MS-522	94,557	-	-	2,665	97,222	33,775	1,410	14,332	-	-
50675056	WILLIAMS	WILLIE	207296	C	RN-PROGRAM COORDINATOR	0005110010	1321012600	MS-519	87,360	-	-	2,462	89,822	19,321	1,302	7,846	264	-

CLASSIFIED FILLED SUBTOTAL	3								293,800	-	-	8,281	302,081	93,060	4,380	31,172	528	-
CLASSIFIED VACANT SUBTOTAL	0								-	-	-	-	-	-	-	-	-	-
UNCLASSIFIED FILLED SUBTOTAL	0								-	-	-	-	-	-	-	-	-	-
UNCLASSIFIED VACANT SUBTOTAL	0								-	-	-	-	-	-	-	-	-	-
TOTAL	3								293,800	-	-	8,281	302,081	93,060	4,380	31,172	528	-

AGENCY: 132-NELVH
1321012700 AIDES AND ATTENDING PSYCH AIDES

NORTHEAST LOUISIANA VETERANS HOME
BR9-B
FISCAL YEAR 2025-2026

Position Number	Last name	Emp First Name	Personnel number	C/U	Job Title	Salary Object	Cost Center	Pay scale group	Cur Year Sal	CPG Annualization	CPG Year 2	MA Inc Y2	Requested Salary	Employer Retirement	Employer Medicare	Employer Medical	Employer Life	Other Y2
166263	COLEMAN	MARILYN	213551	C	NURSING ASST 2	0005110010	1321012700	MS-505	31,866	-	-	898	32,764	11,382	475	7,846	264	-
166264	BYRD	TIMEYSHA	339233	C	NURSING ASST 2	0005110010	1321012700	MS-505	30,576	-	-	862	31,438	12,704	456	-	-	-
166265	CAPERS	SONITA	316436	C	NURSING ASST 2	0005110010	1321012700	MS-505	31,866	-	-	898	32,764	11,382	475	7,846	-	-
166267	PONDER	CHANDALIER	353888	C	NURSING ASST 2	0005110010	1321012700	MS-505	31,803	-	-	896	32,699	11,360	474	-	-	-
166269	Winfield	Lateefaha	366213	C	NURSING ASST 2	0005110010	1321012700	MS-505	30,576	-	-	862	31,438	10,922	456	-	-	-
166270	WALKER	ONESHIA	339713	C	NURSING ASST 2	0005110010	1321012700	MS-505	31,803	-	-	896	32,699	11,360	474	-	-	-
166271	THOMAS	LAMESHIA	364713	C	NURSING ASST 2	0005110010	1321012700	MS-505	30,576	-	-	862	31,438	10,922	456	-	-	-
166272	CROSSLEY	ALEXIS	351019	C	NURSING ASST 2	0005110010	1321012700	MS-505	31,803	-	-	896	32,699	11,360	474	-	-	-
166273	MARKCOM	KACEY	365756	C	NURSING ASST 1	0005110010	1321012700	MS-504	28,579	-	-	806	29,385	10,208	426	-	-	-
166274	Harrison	Sharon	346846	C	NURSING ASST 2	0005110010	1321012700	MS-505	28,579	-	-	806	29,385	10,208	426	-	-	-
166275	BRADSHAW	SHANDA	349697	C	NURSING ASST 2	0005110010	1321012700	MS-505	31,803	-	-	896	32,699	11,360	474	-	-	-
166276	ROBINSON	VERUSKA	7475	C	NURSING ASST 2	0005110010	1321012700	MS-505	30,576	-	-	862	31,438	10,922	456	-	-	-
166277	PARKER	TAKNIA	337766	C	NURSING ASST 2	0005110010	1321012700	MS-505	30,576	-	-	862	31,438	10,922	456	-	-	-
166279	HOLMES	DOROTHY	347649	C	NURSING ASST 2	0005110010	1321012700	MS-505	31,803	-	-	896	32,699	11,360	474	-	-	-
166280	BANKS	ROSALYN	88367	C	NURSING ASST 2	0005110010	1321012700	MS-505	30,576	-	-	862	31,438	10,922	456	7,846	-	-
166281	PRICE	ROSE	286120	C	NURSING ASST 2	0005110010	1321012700	MS-505	31,866	-	-	898	32,764	11,382	475	7,846	-	-
166282	CALAHAN	SHARI	209518	C	NURSING ASST 2	0005110010	1321012700	MS-505	30,576	-	-	862	31,438	10,922	456	-	-	-
166283	ABAIR	BRIDGET	256287	C	NURSING ASST 2	0005110010	1321012700	MS-505	30,576	-	-	862	31,438	10,922	456	-	-	-
166284	COOK	BRENDA	365611	C	NURSING ASST 2	0005110010	1321012700	MS-505	30,576	-	-	862	31,438	10,922	456	-	-	-
166286	MILES	LAKEZIEA	363339	C	NURSING ASST 2	0005110010	1321012700	MS-505	30,576	-	-	862	31,438	10,922	456	-	-	-
166287	WILLIAMS	ELEANOR	122502	C	NURSING ASST 2	0005110010	1321012700	MS-505	33,155	-	-	935	34,090	11,843	494	14,269	-	-
166288	BENJAMIN	SAMANTHA	333142	C	NURSING ASST 2	0005110010	1321012700	MS-505	31,866	-	-	898	32,764	11,382	475	-	-	-
166289	RILEY	SHELIA	310837	C	NURSING ASST 2	0005110010	1321012700	MS-505	31,803	-	-	896	32,699	11,360	474	-	-	-
166290	BLUEFORD	TERRI	348030	C	NURSING ASST 2	0005110010	1321012700	MS-505	31,803	-	-	896	32,699	11,360	474	-	-	-
166291	JOHNSON	TOMISKEY	307923	C	NURSING ASST 2	0005110010	1321012700	MS-505	31,803	-	-	896	32,699	11,360	474	7,846	-	-
166341	ROBB	CAROLINA	202513	C	PSYCHIATRIC AIDE SUPV 1	0005110010	1321012700	SS-406	34,507	-	-	973	35,480	12,326	514	7,846	-	-
181884	WHITE CARR	ELIZABETH	99443	C	PSYCHIATRIC AIDE SUPV 1	0005110010	1321012700	SS-406	35,214	-	-	993	36,207	12,578	525	7,846	-	-
181885	JOHNSON	DANIELLE	317598	C	NURSING ASST 2	0005110010	1321012700	MS-505	30,576	-	-	862	31,438	10,922	456	-	-	-
184914	WHEELER	BRENDA	174344	C	NURSING ASST 2	0005110010	1321012700	MS-505	31,803	-	-	896	32,699	11,360	474	7,846	-	-
184915	WALTERS	ANDRIEKA	325262	C	NURSING ASST 2	0005110010	1321012700	MS-505	31,866	-	-	898	32,764	11,382	475	7,846	-	-
184917	DOUGLAS	LACEY	356321	C	NURSING ASST 2	0005110010	1321012700	MS-505	31,803	-	-	896	32,699	11,360	474	-	-	-
184918	WILSON	TERRIE	202793	C	NURSING ASST 2	0005110010	1321012700	MS-505	31,866	-	-	898	32,764	11,382	475	7,846	-	-
184920	GREEN	CLARA	8082	C	NURSING ASST 2	0005110010	1321012700	MS-505	36,754	-	-	-	36,754	12,768	533	7,846	-	-
189529	BROWN	BETTY	309534	C	NURSING ASST 2	0005110010	1321012700	MS-505	30,576	-	-	862	31,438	10,922	456	-	-	-
189530	AMPY	MARCUS	358356	C	NURSING ASST 2	0005110010	1321012700	MS-505	31,803	-	-	896	32,699	11,360	474	-	-	-
189864	BATTLE	ERICA	343923	C	NURSING ASST 2	0005110010	1321012700	MS-505	31,803	-	-	896	32,699	11,360	474	-	72	-
189866	WASHINGTON	DELORES	337065	C	NURSING ASST 2	0005110010	1321012700	MS-505	31,803	-	-	896	32,699	11,360	474	-	-	-
189868	MCHENRY	ANGELA	330791	C	NURSING ASST 2	0005110010	1321012700	MS-505	31,803	-	-	896	32,699	11,360	474	7,846	-	-
189871	ROBINSON	ROLANDA	160006	C	NURSING ASST 2	0005110010	1321012700	MS-505	30,576	-	-	862	31,438	10,922	456	-	-	-

AGENCY: 132-NELVH
1321012700 AIDES AND ATTENDING PSYCH AIDES

NORTHEAST LOUISIANA VETERANS HOME
BR9-B
FISCAL YEAR 2025-2026

Position Number	Last name	Emp First Name	Personnel number	C/U	Job Title	Salary Object	Cost Center	Pay scale group	Cur Year Sal	CPG Annualization	CPG Year 2	MA Inc Y2	Requested Salary	Employer Retirement	Employer Medicare	Employer Medical	Employer Life	Other Pay	
50328752	MAZE	SUWARTHA	308598	C	NURSING ASST 2	0005110010	1321012700	MS-505	30,576	-	-	-	862	31,438	10,922	456	-	-	-
50328753	LOGAN	TABATHA	349912	C	NURSING ASST 2	0005110010	1321012700	MS-505	31,803	-	-	-	896	32,699	11,360	474	-	-	-
50328755	HUNTER	BONNIE	287315	C	NURSING ASST 2	0005110010	1321012700	MS-505	31,803	-	-	-	896	32,699	11,360	474	-	-	-
50353677	RICHMOND	NICOLE	345163	C	NURSING ASST 2	0005110010	1321012700	MS-505	30,576	-	-	-	862	31,438	10,922	456	7,846	-	-
50382156	DIXON	SHARON	335518	C	PSYCHIATRIC AIDE SUPV 1	0005110010	1321012700	SS-406	34,507	-	-	-	973	35,480	12,326	514	7,846	-	-
50408382	Vacant			C	PSYCHIATRIC AIDE SUPV 1	0005110010	1321012700	SS-407	34,507	-	-	-	973	35,480	12,326	514	7,846	-	-
50455942	RHODES	TISA	318312	C	NURSING ASST 2	0005110010	1321012700	MS-505	31,866	-	-	-	898	32,764	11,382	475	-	-	-
50493607	MATHIS	TANYA	364320	C	NURSING ASST 2	0005110010	1321012700	MS-505	30,576	-	-	-	862	31,438	10,922	456	7,846	104	-
50526586	CALDWELL	PASSIONATE	345452	C	NURSING ASST 2	0005110010	1321012700	MS-505	30,576	-	-	-	862	31,438	10,922	456	7,846	104	-
50544106	RICKS	KELLY	359948	C	NURSING ASST 2	0005110010	1321012700	MS-505	30,576	-	-	-	862	31,438	10,922	456	7,846	104	-
50544107	TIMKSHELL	STEPHANIE	93784	C	NURSING ASST 2	0005110010	1321012700	MS-505	30,576	-	-	-	862	31,438	10,922	456	7,846	104	-
50544108	REED	LAKEISHA	317332	C	NURSING ASST 2	0005110010	1321012700	MS-505	30,576	-	-	-	862	31,438	10,922	456	7,846	104	-
50544109	ROBINSON	RENARTA	327155	C	NURSING ASST 2	0005120010	1321012700	MS-505	27,248	-	-	-	-	27,248	-	395	-	-	-
50549302	MCFARLAND	LATOYA	290102	C	NURSING ASST 2	0005110010	1321012700	MS-505	31,866	-	-	-	898	32,764	11,382	475	7,846	-	-
50574302	REYNOLDS	DEMITRI	7767	C	NURSING ASST 2	0005110010	1321012700	MS-505	31,866	-	-	-	898	32,764	11,382	475	7,846	-	-
50601059	DUKES	JACQUELYN	337292	C	NURSING ASST 2	0005110010	1321012700	MS-505	31,866	-	-	-	898	32,764	11,382	475	-	-	-
50601060	MASSEY	SHELINE	20775	C	NURSING ASST 2	0005110010	1321012700	MS-505	30,576	-	-	-	862	31,438	10,922	456	7,846	-	-
CLASSIFIED FILLED SUBTOTAL				55					1,728,147	-	-	-	46,904	1,775,051	608,981	25,737	186,881	856	-
CLASSIFIED VACANT SUBTOTAL				1					34,507	-	-	-	973	35,480	12,326	514	7,846	-	-
UNCLASSIFIED FILLED SUBTOTAL				0					-	-	-	-	-	-	-	-	-	-	-
UNCLASSIFIED VACANT SUBTOTAL				0					-	-	-	-	-	-	-	-	-	-	-
TOTAL				56					1,762,654	-	-	-	47,877	1,810,531	621,307	26,251	194,727	856	-

AGENCY: 132-NELVH
1321012800 NURSING AND MEDICAL RECORDS CLERICAL

NORTHEAST LOUISIANA VETERANS HOME
BR9-B
FISCAL YEAR 2025-2026

Pos Num	Last name	Emp F Name	PersNo.	C/U	Job title	Sal Object	Cost Ctr	PS group	Cur Yr Sa	CPG Annual	CPG Year 2	MA Inc Y2	Req Sal	ER Ret	ER Medi	ER Med	ER Life	Other Pay
165947	KELLUM	KAREN	359690	C	ADMIN COORDINATOR 4	0005110010	1321012800	AS-611	41,101	-	-	1,159	42,260	14,681	613	-	-	-
189865	PATRICK	RACHEL	99447	C	ADMIN COORDINATOR 4	0005110010	1321012800	AS-611	39,520	-	-	1,114	40,634	14,116	589	7,846	804	-
50625259	ROSS	KATHY	88339	C	ADMIN COORDINATOR 3	0005110010	1321012800	AS-609	35,152	-	-	991	36,143	12,556	524	-	444	-

CLASSIFIED FILLED SUBTOTAL	3								115,773	-	-	3,264	119,037	41,353	1,726	7,846	1,248	-
CLASSIFIED VACANT SUBTOTAL	0								-	-	-	-	-	-	-	-	-	-
UNCLASSIFIED FILLED SUBTOTAL	0								-	-	-	-	-	-	-	-	-	-
UNCLASSIFIED VACANT SUBTOTAL	0								-	-	-	-	-	-	-	-	-	-
TOTAL	3								115,773	-	-	3,264	119,037	41,353	1,726	7,846	1,248	-

AGENCY: 132-NELVH
1321012900 REGISTERED AND LICENSED PRACTICAL NURSES

NORTHEAST LOUISIANA VETERANS HOME
BR9-B
FISCAL YEAR 2025-2026

Position Number	Last name	Emp First Name	Personnel number	C/U	Job Title	Salary Object	Cost Center	Pay scale group	Cur Year Sal	CPG Annualization	CPG Year 2	MA Inc Y2	Requested Salary	Employer Retirement	Employer Medicare	Employer Medical	Employer Life	Other Pay	
166255	HAMBY	CHRISTY	325472	C	RN SUPERVISOR A	0005110010	1321012900	MS-519	80,954	-	-	2,282	83,236	28,916	1,207	14,332	84	-	
166257	BEEBE	CHELSEA	329983	C	PRACTICAL NURSE-LIC 3	0005110010	1321012900	MS-511	50,170	-	-	1,414	51,584	17,920	748	8,955	-	-	
166258	ALLEN	MARGO	335985	C	PRACTICAL NURSE-LIC 3	0005110010	1321012900	MS-511	50,211	-	-	1,415	51,626	17,935	749	-	-	-	
166292	SULLIVAN	LAUREN	319331	C	PRACTICAL NURSE-LIC 3	0005110010	1321012900	MS-511	50,170	-	-	1,414	51,584	17,920	748	7,846	72	-	
166293	LEWIS	SUSAN	328254	C	PRACTICAL NURSE-LIC 3	0005110010	1321012900	MS-511	46,384	-	-	1,307	47,691	16,568	692	8,994	108	-	
166294	KING	PHYLLIS	256156	C	PRACTICAL NURSE-LIC 3	0005110010	1321012900	MS-511	50,211	-	-	1,415	51,626	17,935	749	7,846	-	-	
166296	FUTCH	ELIZABETH	361569	C	PRACTICAL NURSE-LIC 3	0005110010	1321012900	MS-511	46,384	-	-	1,307	47,691	16,568	692	14,332	108	-	
166297	COOKS	SYPPRESS	355653	C	PRACTICAL NURSE-LIC 2	0005110010	1321012900	MS-510	45,273	2,956	-	1,359	49,588	17,227	719	7,846	60	-	
166298	JUNEAU	JESSICA	361228	C	PRACTICAL NURSE-LIC 3	0005110010	1321012900	MS-511	46,384	-	-	1,307	47,691	16,568	692	14,332	72	-	
166299	RANDLE	NEOMI	354407	C	PRACTICAL NURSE-LIC 3	0005110010	1321012900	MS-511	48,235	-	-	1,360	49,595	17,229	719	-	-	-	
166302	GRANT	TURKASSAL	355498	C	PRACTICAL NURSE-LIC 3	0005110010	1321012900	MS-511	46,384	-	-	1,307	47,691	16,568	692	-	-	-	
166303	GREEN	WILLIE	20503	C	PRACTICAL NURSE-LIC 3	0005110010	1321012900	MS-511	48,235	-	-	1,360	49,595	17,229	719	7,846	804	-	
166304	PERRY	ANGELA	364318	C	PRACTICAL NURSE-LIC 3	0005110010	1321012900	MS-511	46,384	-	-	1,307	47,691	16,568	692	13,726	444	-	
166335	SPRULL	CHRISTOPHER	321576	C	RN SUPERVISOR A	0005110010	1321012900	MS-519	84,531	-	-	2,383	86,914	30,194	1,260	14,332	108	-	
166336	HORTON	KYLE	362013	C	RN SUPERVISOR B	0005110010	1321012900	MS-520	75,899	-	-	2,852	78,751	27,358	1,142	14,332	84	-	
166340	MATHIS	BEVERLY	336849	C	RN SUPERVISOR B	0005110010	1321012900	MS-520	87,090	-	-	2,455	89,545	31,108	1,298	7,846	-	-	
50319105	HICKS	REGINA	353065	C	PRACTICAL NURSE-LIC 3	0005110010	1321012900	MS-510	45,074	-	-	1,270	46,344	16,100	672	7,846	180	-	
50321982	MILLER	CATHERINE	365396	C	RN SUPERVISOR A	0005110010	1321012900	MS-519	70,533	-	-	2,651	73,184	15,742	1,061	8,576	-	-	
50342695	MYERS	KAMYA	339089	C	PRACTICAL NURSE-LIC 1	0005110010	1321012900	MS-509	40,518	-	-	1,142	41,660	14,473	604	-	-	-	
50364010	MOLANO	ADRIANA	353420	C	PRACTICAL NURSE-LIC 3	0005110010	1321012900	MS-511	48,235	-	-	1,360	49,595	17,229	719	8,994	108	-	
50379068	CARR	KIMBERLY	326449	C	PRACTICAL NURSE-LIC 3	0005110010	1321012900	MS-511	50,170	-	-	1,414	51,584	17,920	748	7,846	-	-	
50396359	COUCH	VANESSA	342080	C	PRACTICAL NURSE-LIC 3	0005110010	1321012900	MS-511	50,170	-	-	1,414	51,584	17,920	748	8,994	72	-	
50409588	HARRIS	DEBORAH	297479	C	PRACTICAL NURSE-LIC 3	0005110010	1321012900	MS-511	51,563	-	-	1,453	53,016	18,418	769	7,846	-	-	
50412802	SOUTHERN	LATRICIA	344951	C	PRACTICAL NURSE-LIC 3	0005110010	1321012900	MS-511	48,235	-	-	1,360	49,595	17,229	719	8,994	180	-	
50456078	PITTMAN	TIFFANY	351701	C	PRACTICAL NURSE-LIC 3	0005110010	1321012900	MS-511	46,384	-	-	1,307	47,691	16,568	692	-	-	-	
50512143	BROADWAY	NANCY	360176	C	PRACTICAL NURSE-LIC 3	0005110010	1321012900	MS-511	46,384	-	-	1,307	47,691	16,568	692	-	-	-	
50549010	COLE	CYNDI	317565	C	RN SUPERVISOR A	0005110010	1321012900	MS-519	83,824	-	-	2,363	86,187	29,941	1,250	13,726	264	-	
50549303	WILLIAMS	MARSHELLA	348355	C	RN SUPERVISOR A	0005110010	1321012900	MS-519	70,533	-	-	2,651	73,184	25,424	1,061	7,846	444	-	
189763	Vacant			C	RN SUPERVISOR A	0005120010	1321012900	MS-519	74,880	-	-	-	74,880	-	-	1,086	-	-	-
50668963	Vacant			C	RN SUPERVISOR A	0005120010	1321012900	MS-519	74,880	-	-	-	74,880	-	-	1,086	-	-	-
166295	BRYAN	KIMBERLY	278514	C	PRACTICAL NURSE-LIC 3	0005120010	1321012900	MS-511	60,320	-	-	-	60,320	-	-	875	-	-	-
50648920	KITCHENS	MELISSA	328194	C	PRACTICAL NURSE-LIC 3	0005120010	1321012900	MS-509	56,160	-	-	-	56,160	-	-	814	-	-	-
CLASSIFIED FILLED SUBTOTAL				30					1,671,002	2,956	-	45,936	1,719,893	547,343	24,942	223,233	3,192	-	
CLASSIFIED VACANT SUBTOTAL				2					149,760	-	-	-	149,760	-	-	2,172	-	-	-
UNCLASSIFIED FILLED SUBTOTAL				0					-	-	-	-	-	-	-	-	-	-	-
UNCLASSIFIED VACANT SUBTOTAL				0					-	-	-	-	-	-	-	-	-	-	-
TOTAL				32					1,820,762	2,956	-	45,936	1,869,653	547,343	27,114	223,233	3,192	-	

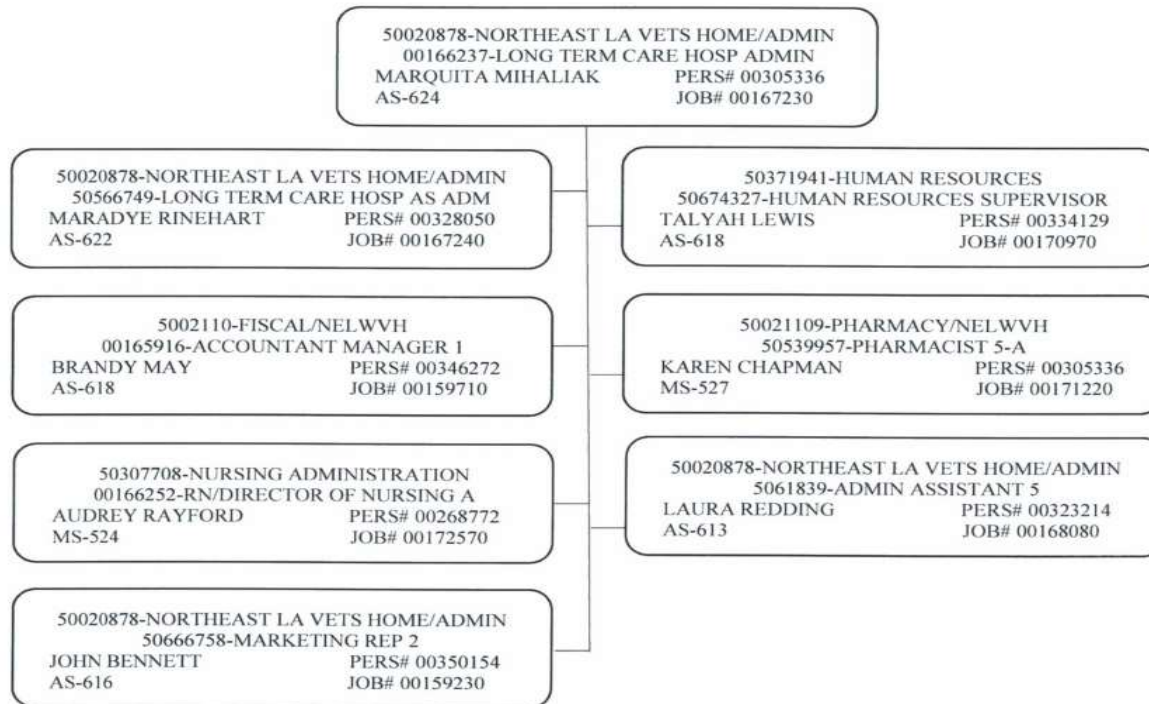
STATE OF LOUISIANA
 NORTHWEST LOUISIANA WAR VETERANS HOME
 POSITION CONTROL SYSTEM
 REQUEST FOR SALARY AND MERIT INCREASES OF FUNDED POSITIONS

NE LA VETERANS HOME

AGENCY TOTAL PAGE

	NUMBER OF POSITIONS	CURRENT BASE SALARY	TOTAL SALARY ADJUSTMENTS FOR REQ YEAR	TOTAL SALARY FOR REQ YEAR (COL 1 + COL 2)	RETIREMENT	MEDICARE	MEDICAL INSURANCE	LIFE INSURANCE	OTHER PAY
CLASSIFIED FILLED SUBTOTAL	143	6,073,892	180,927	6,254,821	2,041,206	90,697	693,222	9,352	-
CLASSIFIED VACANT SUBTOTAL	6	302,328	4,930	307,258	60,984	4,455	24,218	96	1,164
UNCLASSIFIED FILLED SUBTOTAL	0	-	-	-	-	-	-	-	-
UNCLASSIFIED VACANT SUBTOTAL	0	-	-	-	-	-	-	-	-
GFS ORG TOTALS	149	6,376,220	185,857	6,562,079	2,102,190	95,152	717,440	9,448	1,164

50020878 – NORTHEAST LA VETS HOME/ADMIN



Department: 03A - VETS Agency: 132 DVA - NORTHEAST LOUISIANA VETERANS HOME	STATE OF LOUISIANA Personnel Expenditure Planning Payroll Projection Report Detail Filled Positions by Program	PEP – FILLED DETAIL Fiscal Year 2025 - 2026 Report Date: 10/30/24
---	---	---

1321 - Northeast Louisiana Veterans Home

Funds Center	Fund	Position Number	Position Description	Employee Number	Employee Description	Job Number	Job Description	Commitment Item	Position Authorization
1321012200	1320000200	50321202	FOOD SERVICE SPEC 7	00001767	RAQUEL REEVES	10169560	FOOD SERVICE SPEC 7	5110010	TO
1321012200	1320000600	50321202	FOOD SERVICE SPEC 7	00001767	RAQUEL REEVES	10169560	FOOD SERVICE SPEC 7	5110010	TO
1321012700	1320000200	166276	NURSING ASST 2	00007475	VERUSKA ROBINSON	10100400	NURSING ASST 2	5110010	TO
1321012700	1320000600	166276	NURSING ASST 2	00007475	VERUSKA ROBINSON	10100400	NURSING ASST 2	5110010	TO
1321012700	1320000200	50574302	NURSING ASST 2	00007767	DEMITRI REYNOLDS	10100400	NURSING ASST 2	5110010	TO
1321012700	1320000600	50574302	NURSING ASST 2	00007767	DEMITRI REYNOLDS	10100400	NURSING ASST 2	5110010	TO
1321012700	1320000200	184920	NURSING ASST 2	00008082	CLARA GREEN	10100400	NURSING ASST 2	5110010	TO
1321012700	1320000600	184920	NURSING ASST 2	00008082	CLARA GREEN	10100400	NURSING ASST 2	5110010	TO
1321011000	1320000200	165914	ADMIN COORDINATOR 3	00015133	SHARON LAWSON	10168060	ADMIN COORDINATOR 3	5110010	TO
1321011000	1320000600	165914	ADMIN COORDINATOR 3	00015133	SHARON LAWSON	10168060	ADMIN COORDINATOR 3	5110010	TO
1321012900	1320000200	166303	PRACT NURSE/LICENSED, 3	00020503	WILLIE GREEN	10150020	PRACTICAL NURSE-LIC 3	5110010	TO
1321012900	1320000600	166303	PRACT NURSE/LICENSED, 3	00020503	WILLIE GREEN	10150020	PRACTICAL NURSE-LIC 3	5110010	TO
1321012700	1320000200	50601060	NURSING ASST 2	00020775	SHELINE MASSEY	10100400	NURSING ASST 2	5110010	TO
1321012800	1320000200	50625259	ADMIN COORDINATOR 3	00088339	KATHY ROSS	10168060	ADMIN COORDINATOR 3	5110010	TO
1321012800	1320000600	50625259	ADMIN COORDINATOR 3	00088339	KATHY ROSS	10168060	ADMIN COORDINATOR 3	5110010	TO
1321012700	1320000200	166280	NURSING ASST 2	00088367	ROSALYN BANKS	10100400	NURSING ASST 2	5110010	TO
1321012700	1320000600	166280	NURSING ASST 2	00088367	ROSALYN BANKS	10100400	NURSING ASST 2	5110010	TO
1321012700	1320000200	50544107	NURSING ASST 2	00093784	STEPHANIE TINKSHELL	20100400	NURSING ASST 2	5120010	NTO-WAE
1321012700	1320000600	50544107	NURSING ASST 2	00093784	STEPHANIE TINKSHELL	20100400	NURSING ASST 2	5120010	NTO-WAE
1321012700	1320000200	181884	PSYCHIATRIC AIDE SUPV 1	00099443	ELIZABETH WHITE CARR	10100500	PSYCHIATRIC AIDE SUPV 1	5110010	TO
1321012700	1320000600	181884	PSYCHIATRIC AIDE SUPV 1	00099443	ELIZABETH WHITE CARR	10100500	PSYCHIATRIC AIDE SUPV 1	5110010	TO

Department: 03A - VETS

Agency: 132 DVA - NORTHEAST LOUISIANA VETERANS HOME

STATE OF LOUISIANA
Personnel Expenditure Planning
Payroll Projection Report Detail
Filled Positions by Program

PEP – FILLED DETAIL

Fiscal Year 2025 - 2026

Report Date: 10/30/24

Position Categorization	Pay Scale Group	Employee Count	Employee Allocation	Employee FTE	Salary + Current Year CPG	Market Adjustment (PERF ADJ)	CPG	Work Week Adjustments	Total Requested Salaries	Medicare	Social Security	Medica
CLASSIFIED	WS-211	.29	29%	100%	\$12,539	\$481	\$0	\$0	\$13,020	\$193	\$0	\$2
CLASSIFIED	WS-211	.71	71%	100%	\$30,704	\$1,178	\$0	\$0	\$31,882	\$458	\$0	\$5
CLASSIFIED	MS-505	.29	29%	100%	\$8,868	\$336	\$0	\$0	\$9,204	\$133	\$0	
CLASSIFIED	MS-505	.71	71%	100%	\$21,708	\$837	\$0	\$0	\$22,545	\$327	\$0	
CLASSIFIED	MS-505	.29	29%	100%	\$9,242	\$359	\$0	\$0	\$9,601	\$144	\$0	\$2
CLASSIFIED	MS-505	.71	71%	100%	\$22,624	\$863	\$0	\$0	\$23,487	\$336	\$0	\$5
CLASSIFIED	MS-505	.29	29%	100%	\$10,656	\$312	\$0	\$0	\$10,968	\$155	\$0	\$2
CLASSIFIED	MS-505	.71	71%	100%	\$26,098	\$745	\$0	\$0	\$26,843	\$393	\$0	\$5
CLASSIFIED	AS-609	.29	29%	100%	\$11,519	\$336	\$0	\$0	\$11,855	\$169	\$0	\$2
CLASSIFIED	AS-609	.71	71%	100%	\$28,188	\$806	\$0	\$0	\$28,994	\$423	\$0	\$5
CLASSIFIED	MS-511	.29	29%	100%	\$13,990	\$540	\$0	\$0	\$14,530	\$214	\$0	\$2
CLASSIFIED	MS-511	.71	71%	100%	\$34,245	\$1,310	\$0	\$0	\$35,555	\$512	\$0	\$5
CLASSIFIED	MS-505	1	100%	100%	\$30,576	\$1,173	\$0	\$0	\$31,749	\$460	\$0	\$8
CLASSIFIED	AS-609	.29	29%	100%	\$10,190	\$386	\$0	\$0	\$10,576	\$156	\$0	
CLASSIFIED	AS-609	.71	71%	100%	\$24,962	\$962	\$0	\$0	\$25,924	\$373	\$0	
CLASSIFIED	MS-505	.29	29%	100%	\$8,868	\$336	\$0	\$0	\$9,204	\$133	\$0	\$2
CLASSIFIED	MS-505	.71	71%	100%	\$21,708	\$837	\$0	\$0	\$22,545	\$327	\$0	\$5
CLASSIFIED	MS-505	.29	29%	100%	\$8,650	\$0	\$0	\$0	\$8,650	\$120	\$540	
CLASSIFIED	MS-505	.71	71%	100%	\$21,177	\$0	\$0	\$0	\$21,177	\$312	\$1,309	
CLASSIFIED	SS-406	.29	29%	100%	\$10,210	\$394	\$0	\$0	\$10,604	\$156	\$0	\$2
CLASSIFIED	SS-406	.71	71%	100%	\$25,004	\$957	\$0	\$0	\$25,961	\$374	\$0	\$5

Department: 03A - VETS

Agency: 132 DVA - NORTHEAST LOUISIANA VETERANS HOME

STATE OF LOUISIANA
Personnel Expenditure Planning
Payroll Projection Report Detail
Filled Positions by Program

PEP – FILLED DETAIL

Fiscal Year 2025 - 2026

Report Date: 10/30/24

	RT Benefit Plan	Retirement	Life Insurance	Other Pays	Emoluments	Total Requested Benefits	Total Requested Salaries and Benefits
,425	LASE	\$4,524	\$0	\$538	\$0	\$7,680	\$20,700
,943	LASE	\$11,075	\$0	\$1,317	\$0	\$18,793	\$50,675
\$0	LAS5	\$3,204	\$0	\$0	\$0	\$3,337	\$12,541
\$0	LAS5	\$7,826	\$0	\$0	\$0	\$8,153	\$30,698
,425	LAS5	\$3,336	\$0	\$1,728	\$0	\$7,633	\$17,234
,943	LAS5	\$8,159	\$0	\$4,231	\$0	\$18,669	\$42,156
,425	LASE	\$3,814	\$0	\$1,606	\$0	\$8,000	\$18,968
,943	LASE	\$9,322	\$0	\$3,933	\$0	\$19,591	\$46,434
,425	LASE	\$4,115	\$106	\$0	\$0	\$6,815	\$18,670
,943	LASE	\$10,076	\$258	\$0	\$0	\$16,700	\$45,694
,425	LAS5	\$5,052	\$81	\$3,967	\$0	\$11,739	\$26,269
,943	LAS5	\$12,348	\$199	\$9,712	\$0	\$28,714	\$64,269
,368	LAS5	\$11,030	\$0	\$440	\$0	\$20,298	\$52,047
\$0	LAS5	\$3,682	\$87	\$0	\$0	\$3,925	\$14,501
\$0	LAS5	\$8,998	\$214	\$0	\$0	\$9,585	\$35,509
,425	LAS5	\$3,204	\$0	\$1,066	\$0	\$6,828	\$16,032
,943	LAS5	\$7,826	\$0	\$2,610	\$0	\$16,706	\$39,251
\$0	SSOC	\$0	\$0	\$1,241	\$0	\$1,901	\$10,551
\$0	SSOC	\$0	\$0	\$3,039	\$0	\$4,660	\$25,837
,425	LAS5	\$3,683	\$0	\$2,149	\$0	\$8,413	\$19,017
,943	LAS5	\$9,020	\$0	\$5,261	\$0	\$20,598	\$46,559

Department: 03A - VETS Agency: 132 DVA - NORTHEAST LOUISIANA VETERANS HOME	STATE OF LOUISIANA Personnel Expenditure Planning Payroll Projection Report Detail Filled Positions by Program	PEP – FILLED DETAIL Fiscal Year 2025 - 2026 Report Date: 10/30/24
---	---	---

Funds Center	Fund	Position Number	Position Description	Employee Number	Employee Description	Job Number	Job Description	Commitment Item	Position Authorization
1321012800	1320000200	189865	ADMIN COORDINATOR 4	00099447	RACHEL PATRICK	10168070	ADMIN COORDINATOR 4	5110010	TO
1321012800	1320000600	189865	ADMIN COORDINATOR 4	00099447	RACHEL PATRICK	10168070	ADMIN COORDINATOR 4	5110010	TO
1321012700	1320000200	166287	NURSING ASST 2	00122502	ELEANOR WILLIAMS	10100400	NURSING ASST 2	5110010	TO
1321012700	1320000600	166287	NURSING ASST 2	00122502	ELEANOR WILLIAMS	10100400	NURSING ASST 2	5110010	TO
1321012200	1320000200	165898	FOOD SERVICE SPEC 3	00127356	VICKIE JOHNSON	10160930	FOOD SERVICE SPEC 3	5110010	TO
1321012200	1320000600	165898	FOOD SERVICE SPEC 3	00127356	VICKIE JOHNSON	10160930	FOOD SERVICE SPEC 3	5110010	TO
1321012700	1320000200	50552601	NURSING ASST 1	00127639	LENA BERRY	20100360	NURSING ASST 1	5120010	NTO-WAE
1321012700	1320000600	50552601	NURSING ASST 1	00127639	LENA BERRY	20100360	NURSING ASST 1	5120010	NTO-WAE
1321012000	1320000200	50390081	SOCIAL WORKER 5-B	00131792	LISA HOWE	10167700	SOCIAL WORKER 5-B	5110010	TO
1321012000	1320000600	50390081	SOCIAL WORKER 5-B	00131792	LISA HOWE	10167700	SOCIAL WORKER 5-B	5110010	TO
1321012700	1320000200	189871	NURSING ASST 2	00160006	ROLANDA ROBINSON	10100400	NURSING ASST 2	5110010	TO
1321012700	1320000600	189871	NURSING ASST 2	00160006	ROLANDA ROBINSON	10100400	NURSING ASST 2	5110010	TO
1321012500	1320000200	50539957	PHARMACIST 5-A	00168783	KAREN CHAPMAN	10171220	PHARMACIST 5-A	5110010	TO
1321012500	1320000600	50539957	PHARMACIST 5-A	00168783	KAREN CHAPMAN	10171220	PHARMACIST 5-A	5110010	TO
1321012700	1320000200	184914	NURSING ASST 2	00174344	BRENDA WHEELER	10100400	NURSING ASST 2	5110010	TO
1321012700	1320000600	184914	NURSING ASST 2	00174344	BRENDA WHEELER	10100400	NURSING ASST 2	5110010	TO
1321011100	1320000200	165918	ACCOUNTING TECHNICIAN	00195808	CHARLES CLAMPIT	10139340	ACCOUNTING TECHNICIAN	5110010	TO
1321011100	1320000600	165918	ACCOUNTING TECHNICIAN	00195808	CHARLES CLAMPIT	10139340	ACCOUNTING TECHNICIAN	5110010	TO
1321012900	1320000200	166295	PRACT NURSE/LICENSED, 3	00196831	KIMBERLY BRYAN	10150020	PRACTICAL NURSE-LIC 3	5110010	TO
1321012900	1320000600	166295	PRACT NURSE/LICENSED, 3	00196831	KIMBERLY BRYAN	10150020	PRACTICAL NURSE-LIC 3	5110010	TO
1321012700	1320000200	166341	PSYCH AIDE SUPERVISOR 1	00202513	CAROLINA ROBB	10100500	PSYCHIATRIC AIDE SUPV 1	5110010	TO
1321012700	1320000600	166341	PSYCH AIDE SUPERVISOR 1	00202513	CAROLINA ROBB	10100500	PSYCHIATRIC AIDE SUPV 1	5110010	TO

Department: 03A - VETS		STATE OF LOUISIANA										PEP – FILLED DETAIL	
Agency: 132 DVA - NORTHEAST LOUISIANA VETERANS HOME		Personnel Expenditure Planning Payroll Projection Report Detail Filled Positions by Program										Fiscal Year 2025 - 2026 Report Date: 10/30/24	
Position Categorization	Pay Scale Group	Employee Count	Employee Allocation	Employee FTE	Salary + Current Year CPG	Market Adjustment (PERF ADJ)	CPG	Work Week Adjustments	Total Requested Salaries	Medicare	Social Security	Medica	
CLASSIFIED	AS-611	.29	29%	100%	\$11,461	\$445	\$0	\$0	\$11,906	\$178	\$0	\$2	
CLASSIFIED	AS-611	.71	71%	100%	\$28,059	\$1,071	\$0	\$0	\$29,130	\$417	\$0	\$5	
CLASSIFIED	MS-505	.29	29%	100%	\$9,612	\$372	\$0	\$0	\$9,984	\$143	\$0	\$4	
CLASSIFIED	MS-505	.71	71%	100%	\$23,543	\$900	\$0	\$0	\$24,443	\$356	\$0	\$11	
CLASSIFIED	WS-205	.29	29%	100%	\$8,219	\$311	\$0	\$0	\$8,530	\$119	\$0	\$2	
CLASSIFIED	WS-205	.71	71%	100%	\$20,111	\$776	\$0	\$0	\$20,887	\$307	\$0	\$5	
CLASSIFIED	MS-504	.29	29%	100%	\$7,668	\$0	\$0	\$0	\$7,668	\$108	\$479		
CLASSIFIED	MS-504	.71	71%	100%	\$18,790	\$0	\$0	\$0	\$18,790	\$276	\$1,161		
CLASSIFIED	SS-416	.29	29%	100%	\$21,661	\$624	\$0	\$0	\$22,285	\$323	\$0	\$2	
CLASSIFIED	SS-416	.71	71%	100%	\$53,032	\$1,525	\$0	\$0	\$54,557	\$791	\$0	\$5	
CLASSIFIED	MS-505	.29	29%	100%	\$8,868	\$336	\$0	\$0	\$9,204	\$133	\$0		
CLASSIFIED	MS-505	.71	71%	100%	\$21,708	\$837	\$0	\$0	\$22,545	\$327	\$0		
CLASSIFIED	MS-527	.29	29%	100%	\$41,304	\$1,585	\$0	\$0	\$42,889	\$623	\$0	\$2	
CLASSIFIED	MS-527	.71	71%	100%	\$101,134	\$3,879	\$0	\$0	\$105,013	\$1,522	\$0	\$5	
CLASSIFIED	MS-505	.29	29%	100%	\$9,228	\$358	\$0	\$0	\$9,586	\$143	\$0	\$2	
CLASSIFIED	MS-505	.71	71%	100%	\$22,575	\$862	\$0	\$0	\$23,437	\$336	\$0	\$5	
CLASSIFIED	AS-611	.29	15%	100%	\$11,760	\$455	\$0	\$0	\$12,215	\$180	\$0		
CLASSIFIED	AS-611	.71	36%	100%	\$28,800	\$1,101	\$0	\$0	\$29,901	\$431	\$0		
CLASSIFIED	MS-511	.29	29%	100%	\$14,377	\$550	\$0	\$0	\$14,927	\$217	\$0	\$4	
CLASSIFIED	MS-511	.71	71%	100%	\$35,210	\$1,352	\$0	\$0	\$36,562	\$530	\$0	\$10	
CLASSIFIED	SS-406	.29	29%	100%	\$10,007	\$385	\$0	\$0	\$10,392	\$146	\$0	\$2	
CLASSIFIED	SS-406	.71	71%	100%	\$24,500	\$939	\$0	\$0	\$25,439	\$374	\$0	\$5	

Department: 03A - VETS Agency: 132 DVA - NORTHEAST LOUISIANA VETERANS HOME	STATE OF LOUISIANA Personnel Expenditure Planning Payroll Projection Report Detail Filled Positions by Program	PEP – FILLED DETAIL Fiscal Year 2025 - 2026 Report Date: 10/30/24
---	---	---

	RT Benefit Plan	Retirement	Life Insurance	Other Pays	Emoluments	Total Requested Benefits	Total Requested Salaries and Benefits
,425	LASE	\$4,140	\$11	\$0	\$0	\$6,754	\$18,660
,943	LASE	\$10,116	\$26	\$0	\$0	\$16,502	\$45,632
,609	LASE	\$3,467	\$0	\$1,724	\$0	\$9,943	\$19,927
,282	LASE	\$8,493	\$0	\$4,222	\$0	\$24,353	\$48,796
,425	LASE	\$2,963	\$51	\$529	\$0	\$6,087	\$14,617
,943	LASE	\$7,256	\$125	\$1,294	\$0	\$14,925	\$35,812
\$0	SSOC	\$0	\$0	\$549	\$0	\$1,136	\$8,804
\$0	SSOC	\$0	\$0	\$1,344	\$0	\$2,781	\$21,571
,425	LAS5	\$7,739	\$93	\$0	\$0	\$10,580	\$32,865
,943	LAS5	\$18,956	\$226	\$0	\$0	\$25,916	\$80,473
\$0	LAS5	\$3,204	\$0	\$303	\$0	\$3,640	\$12,844
\$0	LAS5	\$7,826	\$0	\$742	\$0	\$8,895	\$31,440
,425	LAS5	\$14,903	\$0	\$0	\$0	\$17,951	\$60,840
,943	LAS5	\$36,478	\$0	\$0	\$0	\$43,943	\$148,956
,425	LASE	\$3,324	\$0	\$1,830	\$0	\$7,722	\$17,308
,943	LASE	\$8,148	\$0	\$4,481	\$0	\$18,908	\$42,345
\$0	LASE	\$4,248	\$21	\$0	\$0	\$4,449	\$16,664
\$0	LASE	\$10,383	\$52	\$0	\$0	\$10,866	\$40,767
,247	LASE	\$5,183	\$0	\$3,685	\$0	\$13,332	\$28,259
,391	LASE	\$12,704	\$0	\$9,023	\$0	\$32,648	\$69,210
,425	LAS5	\$3,613	\$0	\$1,773	\$0	\$7,957	\$18,349
,943	LAS5	\$8,835	\$0	\$4,342	\$0	\$19,494	\$44,933

Department: 03A - VETS Agency: 132 DVA - NORTHEAST LOUISIANA VETERANS HOME	STATE OF LOUISIANA Personnel Expenditure Planning Payroll Projection Report Detail Filled Positions by Program	PEP – FILLED DETAIL Fiscal Year 2025 - 2026 Report Date: 10/30/24
---	---	---

Funds Center	Fund	Position Number	Position Description	Employee Number	Employee Description	Job Number	Job Description	Commitment Item	Position Authorization
1321012700	1320000200	184918	NURSING ASST 2	00202793	TERRIE WILSON	10100400	NURSING ASST 2	5110010	TO
1321012700	1320000600	184918	NURSING ASST 2	00202793	TERRIE WILSON	10100400	NURSING ASST 2	5110010	TO
1321012600	1320000200	50675056	RN-PROGRAM COORDINATOR	00207296	WILLIE WILLIAMS	10146740	RN-PROGRAM COORDINATOR	5110010	TO
1321012600	1320000600	50675056	RN-PROGRAM COORDINATOR	00207296	WILLIE WILLIAMS	10146740	RN-PROGRAM COORDINATOR	5110010	TO
1321012700	1320000200	166282	NURSING ASST 2	00209518	SHARI CALAHAN	10100400	NURSING ASST 2	5110010	TO
1321012700	1320000600	166282	NURSING ASST 2	00209518	SHARI CALAHAN	10100400	NURSING ASST 2	5110010	TO
1321012700	1320000200	166263	NURSING ASST 2	00213551	MARILYN COLEMAN	10100400	NURSING ASST 2	5110010	TO
1321012700	1320000600	166263	NURSING ASST 2	00213551	MARILYN COLEMAN	10100400	NURSING ASST 2	5110010	TO
1321011100	1320000200	165917	ACCOUNTING TECHNICIAN	00215335	CHEREIS WILSON	10139340	ACCOUNTING TECHNICIAN	5110010	TO
1321012700	1320000200	184916	NURSING ASST 2	00219386	COURTNEY MAJOR	10100400	NURSING ASST 2	5110010	TO
1321012700	1320000600	184916	NURSING ASST 2	00219386	COURTNEY MAJOR	10100400	NURSING ASST 2	5110010	TO
1321012300	1320000200	165936	CUSTODIAN 2	00236410	ANDY FLEMMING	10100270	CUSTODIAN 2	5110010	TO
1321012300	1320000600	165936	CUSTODIAN 2	00236410	ANDY FLEMMING	10100270	CUSTODIAN 2	5110010	TO
1321012900	1320000200	166294	PRACT NURSE/LICENSED, 3	00256156	PHYLLIS KING	10150020	PRACTICAL NURSE-LIC 3	5110010	TO
1321012900	1320000600	166294	PRACT NURSE/LICENSED, 3	00256156	PHYLLIS KING	10150020	PRACTICAL NURSE-LIC 3	5110010	TO
1321012700	1320000200	166283	NURSING ASST 2	00256287	BRIDGET ABAIR	10100400	NURSING ASST 2	5110010	TO
1321012700	1320000600	166283	NURSING ASST 2	00256287	BRIDGET ABAIR	10100400	NURSING ASST 2	5110010	TO
1321012000	1320000200	166348	SOC WORKER	00258045	BRITTANY PRITCHARD	10167680	SOCIAL WORKER 3	5110010	TO
1321012000	1320000600	166348	SOC WORKER	00258045	BRITTANY PRITCHARD	10167680	SOCIAL WORKER 3	5110010	TO
1321012900	1320000200	50665724	PRACTICAL NURSE-LIC 1	00261642	SHERRIDA WASHINGTON	20150000	PRACTICAL NURSE-LIC 1	5120010	NTO-WAE
1321012900	1320000600	50665724	PRACTICAL NURSE-LIC 1	00261642	SHERRIDA WASHINGTON	20150000	PRACTICAL NURSE-LIC 1	5120010	NTO-WAE
1321012300	1320000200	50368518	CUSTODIAN 2	00264915	LANILA MADISON	10100270	CUSTODIAN 2	5110010	TO

Department: 03A - VETS
 Agency: 132 DVA - NORTHEAST LOUISIANA VETERANS HOME

STATE OF LOUISIANA
Personnel Expenditure Planning
Payroll Projection Report Detail
Filled Positions by Program

PEP – FILLED DETAIL
 Fiscal Year 2025 - 2026
 Report Date: 10/30/24

Position Categorization	Pay Scale Group	Employee Count	Employee Allocation	Employee FTE	Salary + Current Year CPG	Market Adjustment (PERF ADJ)	CPG	Work Week Adjustments	Total Requested Salaries	Medicare	Social Security	Medica
CLASSIFIED	MS-505	.29	29%	100%	\$9,242	\$359	\$0	\$0	\$9,601	\$144	\$0	\$2
CLASSIFIED	MS-505	.71	71%	100%	\$22,624	\$863	\$0	\$0	\$23,487	\$336	\$0	\$5
CLASSIFIED	MS-519	.29	29%	100%	\$25,332	\$973	\$0	\$0	\$26,305	\$382	\$0	\$2
CLASSIFIED	MS-519	.71	71%	100%	\$62,028	\$2,378	\$0	\$0	\$64,406	\$933	\$0	\$5
CLASSIFIED	MS-505	.29	29%	100%	\$8,868	\$336	\$0	\$0	\$9,204	\$133	\$0	
CLASSIFIED	MS-505	.71	71%	100%	\$21,708	\$837	\$0	\$0	\$22,545	\$327	\$0	
CLASSIFIED	MS-505	.29	29%	100%	\$9,242	\$359	\$0	\$0	\$9,601	\$144	\$0	\$2
CLASSIFIED	MS-505	.71	71%	100%	\$22,624	\$863	\$0	\$0	\$23,487	\$336	\$0	\$5
CLASSIFIED	AS-611	1	100%	100%	\$40,560	\$1,556	\$0	\$0	\$42,116	\$611	\$0	\$9
CLASSIFIED	MS-505	.29	29%	100%	\$9,242	\$359	\$0	\$0	\$9,601	\$144	\$0	
CLASSIFIED	MS-505	.71	71%	100%	\$22,624	\$863	\$0	\$0	\$23,487	\$336	\$0	
CLASSIFIED	WS-203	.29	29%	100%	\$7,236	\$275	\$0	\$0	\$7,511	\$109	\$0	\$2
CLASSIFIED	WS-203	.71	71%	100%	\$17,703	\$682	\$0	\$0	\$18,385	\$266	\$0	\$5
CLASSIFIED	MS-511	.29	29%	100%	\$14,557	\$562	\$0	\$0	\$15,119	\$216	\$0	\$2
CLASSIFIED	MS-511	.71	71%	100%	\$35,654	\$1,364	\$0	\$0	\$37,018	\$540	\$0	\$5
CLASSIFIED	MS-505	.29	29%	100%	\$8,868	\$336	\$0	\$0	\$9,204	\$133	\$0	
CLASSIFIED	MS-505	.71	71%	100%	\$21,708	\$837	\$0	\$0	\$22,545	\$327	\$0	
CLASSIFIED	SS-414	.29	29%	100%	\$18,358	\$527	\$0	\$0	\$18,885	\$275	\$0	\$2
CLASSIFIED	SS-414	.71	71%	100%	\$44,936	\$1,294	\$0	\$0	\$46,230	\$669	\$0	\$6
CLASSIFIED	MS-509	.29	29%	100%	\$16,284	\$0	\$0	\$0	\$16,284	\$239	\$1,009	
CLASSIFIED	MS-509	.71	71%	100%	\$39,876	\$0	\$0	\$0	\$39,876	\$575	\$2,473	
CLASSIFIED	WS-203	.29	29%	100%	\$7,236	\$275	\$0	\$0	\$7,511	\$109	\$0	

Department: 03A - VETS Agency: 132 DVA - NORTHEAST LOUISIANA VETERANS HOME	STATE OF LOUISIANA Personnel Expenditure Planning Payroll Projection Report Detail Filled Positions by Program	PEP – FILLED DETAIL Fiscal Year 2025 - 2026 Report Date: 10/30/24
---	---	---

	RT Benefit Plan	Retirement	Life Insurance	Other Pays	Emoluments	Total Requested Benefits	Total Requested Salaries and Benefits
,425	LAS6	\$3,336	\$0	\$2,369	\$0	\$8,274	\$17,875
,943	LAS6	\$8,159	\$0	\$5,799	\$0	\$20,237	\$43,724
,425	TRSL	\$5,664	\$26	\$352	\$0	\$8,849	\$35,154
,943	TRSL	\$13,848	\$62	\$863	\$0	\$21,649	\$86,055
\$0	LAS1	\$3,204	\$0	\$1,132	\$0	\$4,469	\$13,673
\$0	LAS1	\$7,826	\$0	\$2,770	\$0	\$10,923	\$33,468
,425	LAS6	\$3,336	\$55	\$1,680	\$0	\$7,640	\$17,241
,943	LAS6	\$8,159	\$135	\$4,114	\$0	\$18,687	\$42,174
,593	ORPV	\$9,308	\$28	\$0	\$0	\$19,540	\$61,656
\$0	LAS5	\$3,336	\$0	\$1,585	\$0	\$5,065	\$14,666
\$0	LAS5	\$8,159	\$0	\$3,880	\$0	\$12,375	\$35,862
,425	LAS6	\$2,614	\$0	\$536	\$0	\$5,684	\$13,195
,943	LAS6	\$6,382	\$0	\$1,312	\$0	\$13,903	\$32,288
,425	LAS1	\$5,257	\$0	\$3,824	\$0	\$11,722	\$26,841
,943	LAS1	\$12,856	\$0	\$9,363	\$0	\$28,702	\$65,720
\$0	LAS5	\$3,204	\$0	\$128	\$0	\$3,465	\$12,669
\$0	LAS5	\$7,826	\$0	\$315	\$0	\$8,468	\$31,013
,785	LAS1	\$6,564	\$0	\$0	\$0	\$9,624	\$28,509
,808	LAS1	\$16,057	\$0	\$0	\$0	\$23,534	\$69,764
\$0	SSOC	\$0	\$0	\$290	\$0	\$1,538	\$17,822
\$0	SSOC	\$0	\$0	\$710	\$0	\$3,758	\$43,634
\$0	LAS1	\$2,614	\$0	\$418	\$0	\$3,141	\$10,652

Department: 03A - VETS Agency: 132 DVA - NORTHEAST LOUISIANA VETERANS HOME	STATE OF LOUISIANA Personnel Expenditure Planning Payroll Projection Report Detail Filled Positions by Program	PEP – FILLED DETAIL Fiscal Year 2025 - 2026 Report Date: 10/30/24
---	---	---

Funds Center	Fund	Position Number	Position Description	Employee Number	Employee Description	Job Number	Job Description	Commitment Item	Position Authorization
1321012300	1320000600	50368518	CUSTODIAN 2	00264915	LANILA MADISON	10100270	CUSTODIAN 2	5110010	TO
1321012600	1320000200	166252	RN/DIRECTOR OF NURSING A	00268772	AUDREY RAYFORD	10172570	RN DIRECTOR OF NURSING A	5110010	TO
1321012600	1320000600	166252	RN/DIRECTOR OF NURSING A	00268772	AUDREY RAYFORD	10172570	RN DIRECTOR OF NURSING A	5110010	TO
1321012600	1320000200	166253	RN ASSISTANT DIRECTOR OF NURSII	00270444	NATALIE MITCHELL	10172540	RN ASSISTANT DIRECTOR OF NURSING A	5110010	TO
1321012600	1320000600	166253	RN ASSISTANT DIRECTOR OF NURSII	00270444	NATALIE MITCHELL	10172540	RN ASSISTANT DIRECTOR OF NURSING A	5110010	TO
1321012200	1320000200	165910	FOOD SERVICE SPEC 3	00276276	SHERVONDALYN BROOKS	10160930	FOOD SERVICE SPEC 3	5110010	TO
1321012200	1320000600	165910	FOOD SERVICE SPEC 3	00276276	SHERVONDALYN BROOKS	10160930	FOOD SERVICE SPEC 3	5110010	TO
1321011200	1320000200	165924	FAC MAINT MANAGER A	00277661	BRIAN WATT	10172240	FACILITY MAINTENANCE MGR A	5110010	TO
1321011200	1320000600	165924	FAC MAINT MANAGER A	00277661	BRIAN WATT	10172240	FACILITY MAINTENANCE MGR A	5110010	TO
1321012900	1320000200	50648920	PRACTICAL NURSE-LIC 3	00278514	MELISSA KITCHENS	20150020	PRACTICAL NURSE-LIC 3	5120010	NTO-WAE
1321012900	1320000600	50648920	PRACTICAL NURSE-LIC 3	00278514	MELISSA KITCHENS	20150020	PRACTICAL NURSE-LIC 3	5120010	NTO-WAE
1321012200	1320000200	165903	FOOD SERVICE SPEC 5	00278757	HENRY MYLES	10169540	FOOD SERVICE SPEC 5	5110010	TO
1321012200	1320000600	165903	FOOD SERVICE SPEC 5	00278757	HENRY MYLES	10169540	FOOD SERVICE SPEC 5	5110010	TO
1321012700	1320000200	166281	NURSING ASST 2	00286120	ROSE PRICE	10100400	NURSING ASST 2	5110010	TO
1321012700	1320000600	166281	NURSING ASST 2	00286120	ROSE PRICE	10100400	NURSING ASST 2	5110010	TO
1321012700	1320000200	50328755	NURSING ASST 2	00287315	BONNIE HUNTER	10100400	NURSING ASST 2	5110010	TO
1321012700	1320000600	50328755	NURSING ASST 2	00287315	BONNIE HUNTER	10100400	NURSING ASST 2	5110010	TO
1321011200	1320000200	165929	MAINTENANCE REPAIRER 2	00287347	LESTER WATTS	10128640	MAINTENANCE REPAIRER 2	5110010	TO
1321011200	1320000600	165929	MAINTENANCE REPAIRER 2	00287347	LESTER WATTS	10128640	MAINTENANCE REPAIRER 2	5110010	TO
1321012700	1320000200	50552603	NURSING ASST 1	00289180	SHELIA ROBINSON	20100360	NURSING ASST 1	5120010	NTO-WAE
1321012700	1320000600	50552603	NURSING ASST 1	00289180	SHELIA ROBINSON	20100360	NURSING ASST 1	5120010	NTO-WAE
1321012700	1320000200	50549302	NURSING ASST 2	00290102	LATOYA MCFARLAND	10100400	NURSING ASST 2	5110010	TO

Department: 03A - VETS Agency: 132 DVA - NORTHEAST LOUISIANA VETERANS HOME	STATE OF LOUISIANA Personnel Expenditure Planning Payroll Projection Report Detail Filled Positions by Program	PEP – FILLED DETAIL Fiscal Year 2025 - 2026 Report Date: 10/30/24
---	---	---

Position Categorization	Pay Scale Group	Employee Count	Employee Allocation	Employee FTE	Salary + Current Year CPG	Market Adjustment (PERF ADJ)	CPG	Work Week Adjustments	Total Requested Salaries	Medicare	Social Security	Medica
CLASSIFIED	WS-203	.71	71%	100%	\$17,703	\$682	\$0	\$0	\$18,385	\$266	\$0	
CLASSIFIED	MS-524	.29	29%	100%	\$32,447	\$1,247	\$0	\$0	\$33,694	\$493	\$0	\$2
CLASSIFIED	MS-524	.71	71%	100%	\$79,436	\$3,045	\$0	\$0	\$82,481	\$1,192	\$0	\$6
CLASSIFIED	MS-522	.29	29%	100%	\$27,419	\$1,056	\$0	\$0	\$28,475	\$418	\$0	\$4
CLASSIFIED	MS-522	.71	71%	100%	\$67,138	\$2,571	\$0	\$0	\$69,709	\$1,006	\$0	\$11
CLASSIFIED	WS-205	.29	29%	100%	\$7,681	\$299	\$0	\$0	\$7,980	\$120	\$0	
CLASSIFIED	WS-205	.71	71%	100%	\$18,818	\$718	\$0	\$0	\$19,536	\$279	\$0	
CLASSIFIED	WS-219	.29	29%	100%	\$23,785	\$913	\$0	\$0	\$24,698	\$360	\$0	\$2
CLASSIFIED	WS-219	.71	71%	100%	\$58,250	\$2,234	\$0	\$0	\$60,484	\$875	\$0	\$6
CLASSIFIED	MS-511	.29	29%	100%	\$17,495	\$0	\$0	\$0	\$17,495	\$252	\$1,079	
CLASSIFIED	MS-511	.71	71%	100%	\$42,825	\$0	\$0	\$0	\$42,825	\$623	\$2,661	
CLASSIFIED	WS-207	.29	29%	100%	\$9,456	\$361	\$0	\$0	\$9,817	\$144	\$0	\$2
CLASSIFIED	WS-207	.71	71%	100%	\$23,138	\$889	\$0	\$0	\$24,027	\$347	\$0	\$5
CLASSIFIED	MS-505	.29	29%	100%	\$9,242	\$359	\$0	\$0	\$9,601	\$144	\$0	\$2
CLASSIFIED	MS-505	.71	71%	100%	\$22,624	\$863	\$0	\$0	\$23,487	\$336	\$0	\$5
CLASSIFIED	MS-505	.29	29%	100%	\$9,228	\$358	\$0	\$0	\$9,586	\$143	\$0	
CLASSIFIED	MS-505	.71	71%	100%	\$22,575	\$862	\$0	\$0	\$23,437	\$336	\$0	
CLASSIFIED	WS-212	.29	29%	100%	\$12,838	\$494	\$0	\$0	\$13,332	\$191	\$0	\$4
CLASSIFIED	WS-212	.71	71%	100%	\$31,424	\$1,204	\$0	\$0	\$32,628	\$475	\$0	\$10
CLASSIFIED	MS-504	.29	29%	100%	\$7,668	\$0	\$0	\$0	\$7,668	\$108	\$479	\$2
CLASSIFIED	MS-504	.71	71%	100%	\$18,790	\$0	\$0	\$0	\$18,790	\$276	\$1,161	\$5
CLASSIFIED	MS-505	.29	29%	100%	\$9,242	\$359	\$0	\$0	\$9,601	\$144	\$0	\$2

Department: 03A - VETS Agency: 132 DVA - NORTHEAST LOUISIANA VETERANS HOME	STATE OF LOUISIANA Personnel Expenditure Planning Payroll Projection Report Detail Filled Positions by Program	PEP – FILLED DETAIL Fiscal Year 2025 - 2026 Report Date: 10/30/24
---	---	---

	RT Benefit Plan	Retirement	Life Insurance	Other Pays	Emoluments	Total Requested Benefits	Total Requested Salaries and Benefits
\$0	LAS1	\$6,382	\$0	\$1,023	\$0	\$7,671	\$26,056
,785	LASE	\$11,701	\$62	\$2,883	\$0	\$17,924	\$51,618
,808	LASE	\$28,658	\$152	\$7,060	\$0	\$43,870	\$126,351
,776	LAS1	\$9,890	\$0	\$2,019	\$0	\$17,103	\$45,578
,710	LAS1	\$24,219	\$0	\$4,943	\$0	\$41,878	\$111,587
\$0	LAS1	\$2,771	\$2	\$282	\$0	\$3,175	\$11,155
\$0	LAS1	\$6,788	\$5	\$691	\$0	\$7,763	\$27,299
,785	LAS1	\$8,580	\$39	\$93	\$0	\$11,857	\$36,555
,808	LAS1	\$21,012	\$96	\$226	\$0	\$29,017	\$89,501
\$0	SSOC	\$0	\$0	\$3,671	\$0	\$5,002	\$22,497
\$0	SSOC	\$0	\$0	\$8,987	\$0	\$12,271	\$55,096
,425	LAS1	\$3,407	\$0	\$580	\$0	\$6,556	\$16,373
,943	LAS1	\$8,350	\$0	\$1,420	\$0	\$16,060	\$40,087
,425	LAS1	\$3,336	\$0	\$1,415	\$0	\$7,320	\$16,921
,943	LAS1	\$8,159	\$0	\$3,463	\$0	\$17,901	\$41,388
\$0	LAS5	\$3,324	\$0	\$1,874	\$0	\$5,341	\$14,927
\$0	LAS5	\$8,148	\$0	\$4,587	\$0	\$13,071	\$36,508
,247	LAS1	\$4,631	\$0	\$802	\$0	\$9,871	\$23,203
,391	LAS1	\$11,336	\$0	\$1,965	\$0	\$24,167	\$56,795
,425	SSOC	\$0	\$0	\$197	\$0	\$3,209	\$10,877
,943	SSOC	\$0	\$0	\$482	\$0	\$7,862	\$26,652
,425	LAS1	\$3,336	\$0	\$3,014	\$0	\$8,919	\$18,520

Department: 03A - VETS Agency: 132 DVA - NORTHEAST LOUISIANA VETERANS HOME	STATE OF LOUISIANA Personnel Expenditure Planning Payroll Projection Report Detail Filled Positions by Program	PEP – FILLED DETAIL Fiscal Year 2025 - 2026 Report Date: 10/30/24
---	---	---

Funds Center	Fund	Position Number	Position Description	Employee Number	Employee Description	Job Number	Job Description	Commitment Item	Position Authorization
1321012700	1320000600	50549302	NURSING ASST 2	00290102	LATOYA MCFARLAND	10100400	NURSING ASST 2	5110010	TO
1321012200	1320000200	165895	FOOD SERVICE SPEC 3	00292278	DIANNE HANNIBAL	10160930	FOOD SERVICE SPEC 3	5110010	TO
1321012200	1320000600	165895	FOOD SERVICE SPEC 3	00292278	DIANNE HANNIBAL	10160930	FOOD SERVICE SPEC 3	5110010	TO
1321012200	1320000200	165899	ADMIN COORDINATOR 3	00292975	CODY GAHAGAN	10168060	ADMIN COORDINATOR 3	5110010	TO
1321012200	1320000600	165899	ADMIN COORDINATOR 3	00292975	CODY GAHAGAN	10168060	ADMIN COORDINATOR 3	5110010	TO
1321012900	1320000200	50409588	PRACT NURSE/LICENSED, 3	00297479	DEBORAH HARRIS	10150020	PRACTICAL NURSE-LIC 3	5110010	TO
1321012900	1320000600	50409588	PRACT NURSE/LICENSED, 3	00297479	DEBORAH HARRIS	10150020	PRACTICAL NURSE-LIC 3	5110010	TO
1321011000	1320000200	166237	LONG TERM CARE HOSP ADMIN	00305336	MARQUITA MIHALIAK	10167230	LONG TERM CARE HOSP ADMIN	5110010	TO
1321011000	1320000600	166237	LONG TERM CARE HOSP ADMIN	00305336	MARQUITA MIHALIAK	10167230	LONG TERM CARE HOSP ADMIN	5110010	TO
1321012700	1320000200	166291	NURSING ASST 2	00307923	TOMISKEY JOHNSON	10100400	NURSING ASST 2	5110010	TO
1321012700	1320000600	166291	NURSING ASST 2	00307923	TOMISKEY JOHNSON	10100400	NURSING ASST 2	5110010	TO
1321012700	1320000200	50328752	NURSING ASST 2	00308598	SUWARTHA MAZE	10100400	NURSING ASST 2	5110010	TO
1321012700	1320000600	50328752	NURSING ASST 2	00308598	SUWARTHA MAZE	10100400	NURSING ASST 2	5110010	TO
1321012700	1320000200	189529	NURSING ASST 2	00309534	BETTY BROWN	10100400	NURSING ASST 2	5110010	TO
1321012700	1320000600	189529	NURSING ASST 2	00309534	BETTY BROWN	10100400	NURSING ASST 2	5110010	TO
1321012700	1320000200	166289	NURSING ASST 2	00310837	SHELIA RILEY	10100400	NURSING ASST 2	5110010	TO
1321012700	1320000600	166289	NURSING ASST 2	00310837	SHELIA RILEY	10100400	NURSING ASST 2	5110010	TO
1321011200	1320000200	50657008	MAINTENANCE REPAIRER 1	00315659	OBIE GRAYSON	10128650	MAINTENANCE REPAIRER 1	5110010	TO
1321011200	1320000600	50657008	MAINTENANCE REPAIRER 1	00315659	OBIE GRAYSON	10128650	MAINTENANCE REPAIRER 1	5110010	TO
1321012300	1320000200	50376531	CUSTODIAN 2	00316040	CHARLES WALKER	10100270	CUSTODIAN 2	5110010	TO
1321012300	1320000600	50376531	CUSTODIAN 2	00316040	CHARLES WALKER	10100270	CUSTODIAN 2	5110010	TO
1321012700	1320000200	166265	NURSING ASST 2	00316436	SONITA CAPERS	10100400	NURSING ASST 2	5110010	TO

Department: 03A - VETS		STATE OF LOUISIANA										PEP – FILLED DETAIL	
Agency: 132 DVA - NORTHEAST LOUISIANA VETERANS HOME		Personnel Expenditure Planning										Fiscal Year 2025 - 2026	
		Payroll Projection Report Detail										Report Date: 10/30/24	
		Filled Positions by Program											
Position Categorization	Pay Scale Group	Employee Count	Employee Allocation	Employee FTE	Salary + Current Year CPG	Market Adjustment (PERF ADJ)	CPG	Work Week Adjustments	Total Requested Salaries	Medicare	Social Security	Medica	
CLASSIFIED	MS-505	.71	71%	100%	\$22,624	\$863	\$0	\$0	\$23,487	\$336	\$0	\$5	
CLASSIFIED	WS-205	.29	29%	100%	\$7,991	\$312	\$0	\$0	\$8,303	\$119	\$0	\$2	
CLASSIFIED	WS-205	.71	71%	100%	\$19,569	\$745	\$0	\$0	\$20,314	\$296	\$0	\$5	
CLASSIFIED	AS-609	.29	29%	100%	\$12,349	\$360	\$0	\$0	\$12,709	\$180	\$0	\$2	
CLASSIFIED	AS-609	.71	71%	100%	\$30,229	\$865	\$0	\$0	\$31,094	\$455	\$0	\$5	
CLASSIFIED	MS-511	.29	29%	100%	\$14,952	\$575	\$0	\$0	\$15,527	\$227	\$0	\$2	
CLASSIFIED	MS-511	.71	71%	100%	\$36,611	\$1,403	\$0	\$0	\$38,014	\$549	\$0	\$5	
CLASSIFIED	AS-624	.29	29%	100%	\$33,385	\$960	\$0	\$0	\$34,345	\$493	\$0	\$4	
CLASSIFIED	AS-624	.71	71%	100%	\$81,722	\$2,352	\$0	\$0	\$84,074	\$1,224	\$0	\$10	
CLASSIFIED	MS-505	.29	29%	100%	\$9,228	\$358	\$0	\$0	\$9,586	\$143	\$0	\$2	
CLASSIFIED	MS-505	.71	71%	100%	\$22,575	\$862	\$0	\$0	\$23,437	\$336	\$0	\$5	
CLASSIFIED	MS-505	.29	29%	100%	\$8,868	\$336	\$0	\$0	\$9,204	\$133	\$0		
CLASSIFIED	MS-505	.71	71%	100%	\$21,708	\$837	\$0	\$0	\$22,545	\$327	\$0		
CLASSIFIED	MS-505	.29	29%	100%	\$8,868	\$336	\$0	\$0	\$9,204	\$133	\$0		
CLASSIFIED	MS-505	.71	71%	100%	\$21,708	\$837	\$0	\$0	\$22,545	\$327	\$0		
CLASSIFIED	MS-505	.29	29%	100%	\$9,228	\$358	\$0	\$0	\$9,586	\$143	\$0	\$2	
CLASSIFIED	MS-505	.71	71%	100%	\$22,575	\$862	\$0	\$0	\$23,437	\$336	\$0	\$5	
CLASSIFIED	WS-210	.29	29%	100%	\$11,461	\$445	\$0	\$0	\$11,906	\$178	\$0	\$4	
CLASSIFIED	WS-210	.71	71%	100%	\$28,059	\$1,071	\$0	\$0	\$29,130	\$417	\$0	\$11	
CLASSIFIED	WS-203	.29	29%	100%	\$7,043	\$274	\$0	\$0	\$7,317	\$109	\$0		
CLASSIFIED	WS-203	.71	71%	100%	\$17,231	\$657	\$0	\$0	\$17,888	\$257	\$0		
CLASSIFIED	MS-505	.29	29%	100%	\$9,242	\$359	\$0	\$0	\$9,601	\$144	\$0	\$2	

Department: 03A - VETS Agency: 132 DVA - NORTHEAST LOUISIANA VETERANS HOME	STATE OF LOUISIANA Personnel Expenditure Planning Payroll Projection Report Detail Filled Positions by Program	PEP – FILLED DETAIL Fiscal Year 2025 - 2026 Report Date: 10/30/24
---	---	---

	RT Benefit Plan	Retirement	Life Insurance	Other Pays	Emoluments	Total Requested Benefits	Total Requested Salaries and Benefits
,943	LAS1	\$8,159	\$0	\$7,379	\$0	\$21,817	\$45,304
,425	LAS5	\$2,882	\$0	\$558	\$0	\$5,984	\$14,287
,943	LAS5	\$7,060	\$0	\$1,367	\$0	\$14,666	\$34,980
,425	LAS5	\$4,416	\$27	\$0	\$0	\$7,048	\$19,757
,943	LAS5	\$10,801	\$66	\$0	\$0	\$17,265	\$48,359
,425	LAS5	\$5,400	\$0	\$5,017	\$0	\$13,069	\$28,596
,943	LAS5	\$13,200	\$0	\$12,282	\$0	\$31,974	\$69,988
,247	LAS5	\$11,929	\$106	\$4,042	\$0	\$20,817	\$55,162
,391	LAS5	\$29,210	\$258	\$9,896	\$0	\$50,979	\$135,053
,425	LAS5	\$3,324	\$0	\$1,803	\$0	\$7,695	\$17,281
,943	LAS5	\$8,148	\$0	\$4,415	\$0	\$18,842	\$42,279
\$0	LAS5	\$3,204	\$0	\$0	\$0	\$3,337	\$12,541
\$0	LAS5	\$7,826	\$0	\$0	\$0	\$8,153	\$30,698
\$0	LAS5	\$3,204	\$0	\$0	\$0	\$3,337	\$12,541
\$0	LAS5	\$7,826	\$0	\$0	\$0	\$8,153	\$30,698
,425	LAS5	\$3,324	\$0	\$1,166	\$0	\$7,058	\$16,644
,943	LAS5	\$8,148	\$0	\$2,855	\$0	\$17,282	\$40,719
,609	LAS5	\$4,140	\$62	\$900	\$0	\$9,889	\$21,795
,282	LAS5	\$10,116	\$152	\$2,203	\$0	\$24,170	\$53,300
\$0	LAS5	\$2,543	\$0	\$537	\$0	\$3,189	\$10,506
\$0	LAS5	\$6,213	\$0	\$1,315	\$0	\$7,785	\$25,673
,425	LAS5	\$3,336	\$0	\$1,383	\$0	\$7,288	\$16,889

Department: 03A - VETS Agency: 132 DVA - NORTHEAST LOUISIANA VETERANS HOME	STATE OF LOUISIANA Personnel Expenditure Planning Payroll Projection Report Detail Filled Positions by Program	PEP – FILLED DETAIL Fiscal Year 2025 - 2026 Report Date: 10/30/24
---	---	---

Funds Center	Fund	Position Number	Position Description	Employee Number	Employee Description	Job Number	Job Description	Commitment Item	Position Authorization
1321012700	1320000600	166265	NURSING ASST 2	00316436	SONITA CAPERS	10100400	NURSING ASST 2	5110010	TO
1321012700	1320000200	50544108	NURSING ASST 2	00317332	LAKEISHA REED	20100400	NURSING ASST 2	5120010	NTO-WAE
1321012700	1320000600	50544108	NURSING ASST 2	00317332	LAKEISHA REED	20100400	NURSING ASST 2	5120010	NTO-WAE
1321012900	1320000200	50549010	RN SUPERVISOR A	00317565	CYNDI COLE	10172630	RN SUPERVISOR A	5110010	TO
1321012900	1320000600	50549010	RN SUPERVISOR A	00317565	CYNDI COLE	10172630	RN SUPERVISOR A	5110010	TO
1321012700	1320000200	181885	NURSING ASST 2	00317598	DANIELLE JOHNSON	10100400	NURSING ASST 2	5110010	TO
1321012700	1320000600	181885	NURSING ASST 2	00317598	DANIELLE JOHNSON	10100400	NURSING ASST 2	5110010	TO
1321012700	1320000200	50455942	NURSING ASST 2	00318312	TISA RHODES	10100400	NURSING ASST 2	5110010	TO
1321012700	1320000600	50455942	NURSING ASST 2	00318312	TISA RHODES	10100400	NURSING ASST 2	5110010	TO
1321012900	1320000200	166292	PRACT NURSE/LICENSED, 3	00319331	LAUREN SULLIVAN	10150020	PRACTICAL NURSE-LIC 3	5110010	TO
1321012900	1320000600	166292	PRACT NURSE/LICENSED, 3	00319331	LAUREN SULLIVAN	10150020	PRACTICAL NURSE-LIC 3	5110010	TO
1321012900	1320000200	166335	RN/SUPV A	00321576	CHRISTOPHER SPRUILL	10172630	RN SUPERVISOR A	5110010	TO
1321012900	1320000600	166335	RN/SUPV A	00321576	CHRISTOPHER SPRUILL	10172630	RN SUPERVISOR A	5110010	TO
1321011100	1320000200	50373601	ACCOUNTANT SUPERVISOR 2	00322738	SHAQUITA ANDERSON	10159610	ACCOUNTANT SUPERVISOR 2	5110010	TO
1321011100	1320000600	50373601	ACCOUNTANT SUPERVISOR 2	00322738	SHAQUITA ANDERSON	10159610	ACCOUNTANT SUPERVISOR 2	5110010	TO
1321011000	1320000200	50651839	ADMIN ASSISTANT 5	00323214	LAURA REDDING	10168080	ADMIN ASSISTANT 5	5110010	TO
1321011000	1320000600	50651839	ADMIN ASSISTANT 5	00323214	LAURA REDDING	10168080	ADMIN ASSISTANT 5	5110010	TO
1321012700	1320000200	184915	NURSING ASST 2	00325262	ANDRIEKA WALTERS	10100400	NURSING ASST 2	5110010	TO
1321012700	1320000600	184915	NURSING ASST 2	00325262	ANDRIEKA WALTERS	10100400	NURSING ASST 2	5110010	TO
1321012900	1320000200	166255	RN-SUPERVISOR A	00325472	CHRISTY HAMBY	10172630	RN SUPERVISOR A	5110010	TO
1321012900	1320000600	166255	RN-SUPERVISOR A	00325472	CHRISTY HAMBY	10172630	RN SUPERVISOR A	5110010	TO
1321012900	1320000200	50379068	PRACT NURSE/LICENSED, 3	00326449	KIMBERLY CARR	10150020	PRACTICAL NURSE-LIC 3	5110010	TO

Department: 03A - VETS		STATE OF LOUISIANA										PEP – FILLED DETAIL	
Agency: 132 DVA - NORTHEAST LOUISIANA VETERANS HOME		Personnel Expenditure Planning Payroll Projection Report Detail Filled Positions by Program										Fiscal Year 2025 - 2026 Report Date: 10/30/24	
Position Categorization	Pay Scale Group	Employee Count	Employee Allocation	Employee FTE	Salary + Current Year CPG	Market Adjustment (PERF ADJ)	CPG	Work Week Adjustments	Total Requested Salaries	Medicare	Social Security	Medica	
CLASSIFIED	MS-505	.71	71%	100%	\$22,624	\$863	\$0	\$0	\$23,487	\$336	\$0	\$5	
CLASSIFIED	MS-505	.29	29%	100%	\$8,137	\$0	\$0	\$0	\$8,137	\$120	\$504		
CLASSIFIED	MS-505	.71	71%	100%	\$19,922	\$0	\$0	\$0	\$19,922	\$287	\$1,236		
CLASSIFIED	MS-519	.21	21%	100%	\$17,605	\$672	\$0	\$0	\$18,277	\$264	\$0	\$3	
CLASSIFIED	MS-519	.79	79%	100%	\$66,219	\$2,544	\$0	\$0	\$68,763	\$998	\$0	\$11	
CLASSIFIED	MS-505	.29	29%	100%	\$8,868	\$336	\$0	\$0	\$9,204	\$133	\$0		
CLASSIFIED	MS-505	.71	71%	100%	\$21,708	\$837	\$0	\$0	\$22,545	\$327	\$0		
CLASSIFIED	MS-505	.29	29%	100%	\$9,242	\$359	\$0	\$0	\$9,601	\$144	\$0		
CLASSIFIED	MS-505	.71	71%	100%	\$22,624	\$863	\$0	\$0	\$23,487	\$336	\$0		
CLASSIFIED	MS-511	.29	29%	100%	\$14,544	\$554	\$0	\$0	\$15,098	\$216	\$0	\$2	
CLASSIFIED	MS-511	.71	71%	100%	\$35,626	\$1,371	\$0	\$0	\$36,997	\$539	\$0	\$5	
CLASSIFIED	MS-519	.29	29%	100%	\$24,517	\$937	\$0	\$0	\$25,454	\$372	\$0	\$4	
CLASSIFIED	MS-519	.71	71%	100%	\$60,014	\$2,306	\$0	\$0	\$62,320	\$901	\$0	\$11	
CLASSIFIED	AS-617	.29	29%	100%	\$19,609	\$756	\$0	\$0	\$20,365	\$299	\$0		
CLASSIFIED	AS-617	.71	71%	100%	\$47,991	\$1,837	\$0	\$0	\$49,828	\$719	\$0		
CLASSIFIED	AS-613	.29	29%	100%	\$14,353	\$553	\$0	\$0	\$14,906	\$216	\$0	\$2	
CLASSIFIED	AS-613	.71	71%	100%	\$35,151	\$1,346	\$0	\$0	\$36,497	\$529	\$0	\$6	
CLASSIFIED	MS-505	.29	29%	100%	\$9,242	\$359	\$0	\$0	\$9,601	\$144	\$0	\$2	
CLASSIFIED	MS-505	.71	71%	100%	\$22,624	\$863	\$0	\$0	\$23,487	\$336	\$0	\$5	
CLASSIFIED	MS-519	.29	29%	100%	\$23,473	\$899	\$0	\$0	\$24,372	\$358	\$0	\$4	
CLASSIFIED	MS-519	.71	71%	100%	\$57,481	\$2,206	\$0	\$0	\$59,687	\$861	\$0	\$11	
CLASSIFIED	MS-511	.29	29%	100%	\$14,544	\$554	\$0	\$0	\$15,098	\$216	\$0	\$2	

Department: 03A - VETS Agency: 132 DVA - NORTHEAST LOUISIANA VETERANS HOME	STATE OF LOUISIANA Personnel Expenditure Planning Payroll Projection Report Detail Filled Positions by Program	PEP – FILLED DETAIL Fiscal Year 2025 - 2026 Report Date: 10/30/24
---	---	---

	RT Benefit Plan	Retirement	Life Insurance	Other Pays	Emoluments	Total Requested Benefits	Total Requested Salaries and Benefits
,943	LAS5	\$8,159	\$0	\$3,386	\$0	\$17,824	\$41,311
\$0	SSOC	\$0	\$0	\$478	\$0	\$1,102	\$9,239
\$0	SSOC	\$0	\$0	\$1,170	\$0	\$2,693	\$22,615
,072	LAS5	\$6,348	\$45	\$1,355	\$0	\$11,084	\$29,361
,566	LAS5	\$23,889	\$169	\$5,096	\$0	\$41,718	\$110,481
\$0	LAS5	\$3,204	\$0	\$0	\$0	\$3,337	\$12,541
\$0	LAS5	\$7,826	\$0	\$0	\$0	\$8,153	\$30,698
\$0	LAS5	\$3,336	\$0	\$1,545	\$0	\$5,025	\$14,626
\$0	LAS5	\$8,159	\$0	\$3,782	\$0	\$12,277	\$35,764
,425	LAS5	\$5,245	\$18	\$4,074	\$0	\$11,978	\$27,076
,943	LAS5	\$12,853	\$44	\$9,974	\$0	\$29,353	\$66,350
,776	LAS5	\$8,844	\$27	\$1,902	\$0	\$15,921	\$41,375
,710	LAS5	\$21,649	\$66	\$4,656	\$0	\$38,982	\$101,302
\$0	LAS5	\$7,069	\$0	\$0	\$0	\$7,368	\$27,733
\$0	LAS5	\$17,316	\$0	\$0	\$0	\$18,035	\$67,863
,785	LAS5	\$5,184	\$0	\$0	\$0	\$8,185	\$23,091
,808	LAS5	\$12,673	\$0	\$0	\$0	\$20,010	\$56,507
,425	LAS5	\$3,336	\$0	\$1,450	\$0	\$7,355	\$16,956
,943	LAS5	\$8,159	\$0	\$3,549	\$0	\$17,987	\$41,474
,776	LAS5	\$8,470	\$21	\$2,264	\$0	\$15,889	\$40,261
,710	LAS5	\$20,732	\$53	\$5,543	\$0	\$38,899	\$98,586
,425	LAS5	\$5,245	\$0	\$4,895	\$0	\$12,781	\$27,879

Department: 03A - VETS Agency: 132 DVA - NORTHEAST LOUISIANA VETERANS HOME	STATE OF LOUISIANA Personnel Expenditure Planning Payroll Projection Report Detail Filled Positions by Program	PEP – FILLED DETAIL Fiscal Year 2025 - 2026 Report Date: 10/30/24
---	---	---

Funds Center	Fund	Position Number	Position Description	Employee Number	Employee Description	Job Number	Job Description	Commitment Item	Position Authorization
1321012900	1320000600	50379068	PRACT NURSE/LICENSED, 3	00326449	KIMBERLY CARR	10150020	PRACTICAL NURSE-LIC 3	5110010	TO
1321012900	1320000200	50526581	RN SUPERVISOR A	00327154	MERCEDE WHITE	20172630	RN SUPERVISOR A	5120010	NTO-WAE
1321012900	1320000600	50526581	RN SUPERVISOR A	00327154	MERCEDE WHITE	20172630	RN SUPERVISOR A	5120010	NTO-WAE
1321012700	1320000200	50544109	NURSING ASST 2	00327155	RENARTA ROBINSON	20100400	NURSING ASST 2	5120010	NTO-WAE
1321012700	1320000600	50544109	NURSING ASST 2	00327155	RENARTA ROBINSON	20100400	NURSING ASST 2	5120010	NTO-WAE
1321011000	1320000200	50566749	LONG TERM CARE HOS AS ADM	00328050	MARADYE RINEHART	10167240	LONG TERM CARE HOS AS ADM	5110010	TO
1321011000	1320000600	50566749	LONG TERM CARE HOS AS ADM	00328050	MARADYE RINEHART	10167240	LONG TERM CARE HOS AS ADM	5110010	TO
1321012900	1320000200	50648918	PRACTICAL NURSE-LIC 3	00328194	SHARONDA BRYANT	20150020	PRACTICAL NURSE-LIC 3	5120010	NTO-WAE
1321012900	1320000600	50648918	PRACTICAL NURSE-LIC 3	00328194	SHARONDA BRYANT	20150020	PRACTICAL NURSE-LIC 3	5120010	NTO-WAE
1321012900	1320000200	166293	PRACT NURSE/LICENSED, 3	00328254	SUSAN LEWIS	10150020	PRACTICAL NURSE-LIC 3	5110010	TO
1321012900	1320000600	166293	PRACT NURSE/LICENSED, 3	00328254	SUSAN LEWIS	10150020	PRACTICAL NURSE-LIC 3	5110010	TO
1321012900	1320000200	166257	PRACT NURSE/LICENSED, 3	00329983	CHELSEA BEEBE	10150020	PRACTICAL NURSE-LIC 3	5110010	TO
1321012900	1320000600	166257	PRACT NURSE/LICENSED, 3	00329983	CHELSEA BEEBE	10150020	PRACTICAL NURSE-LIC 3	5110010	TO
1321012700	1320000200	189868	NURSING ASST 2	00330791	ANGELA MCHENRY	10100400	NURSING ASST 2	5110010	TO
1321012700	1320000600	189868	NURSING ASST 2	00330791	ANGELA MCHENRY	10100400	NURSING ASST 2	5110010	TO
1321012100	1320000200	166244	THERAPEUTIC REC SPEC 3-A	00331723	REBECCA CATES	10168830	THERAPEUTIC REC SPEC 3-A	5110010	TO
1321012100	1320000600	166244	THERAPEUTIC REC SPEC 3-A	00331723	REBECCA CATES	10168830	THERAPEUTIC REC SPEC 3-A	5110010	TO
1321012700	1320000200	50526588	NURSING ASST 2	00332835	JAQUETTE AVANCE	20100400	NURSING ASST 2	5120010	NTO-WAE
1321012700	1320000600	50526588	NURSING ASST 2	00332835	JAQUETTE AVANCE	20100400	NURSING ASST 2	5120010	NTO-WAE
1321012700	1320000200	166288	NURSING ASST 2	00333142	SAMANTHA BENJAMIN	10100400	NURSING ASST 2	5110010	TO
1321012700	1320000600	166288	NURSING ASST 2	00333142	SAMANTHA BENJAMIN	10100400	NURSING ASST 2	5110010	TO
1321011300	1320000200	50674327	HUMAN RESOURCES SUPERVISOR	00334129	TALYAH LEWIS	10170970	HUMAN RESOURCES SUPERVISOR	5110010	TO

Department: 03A - VETS
 Agency: 132 DVA - NORTHEAST LOUISIANA VETERANS HOME

STATE OF LOUISIANA
Personnel Expenditure Planning
Payroll Projection Report Detail
Filled Positions by Program

PEP – FILLED DETAIL
 Fiscal Year 2025 - 2026
 Report Date: 10/30/24

Position Categorization	Pay Scale Group	Employee Count	Employee Allocation	Employee FTE	Salary + Current Year CPG	Market Adjustment (PERF ADJ)	CPG	Work Week Adjustments	Total Requested Salaries	Medicare	Social Security	Medica
CLASSIFIED	MS-511	.71	71%	100%	\$35,626	\$1,371	\$0	\$0	\$36,997	\$539	\$0	\$5
CLASSIFIED	MS-519	.29	29%	50%	\$10,860	\$0	\$0	\$0	\$10,860	\$157	\$673	\$2
CLASSIFIED	MS-519	.71	71%	50%	\$26,580	\$0	\$0	\$0	\$26,580	\$386	\$1,648	\$5
CLASSIFIED	MS-505	.29	29%	100%	\$7,906	\$0	\$0	\$0	\$7,906	\$119	\$491	
CLASSIFIED	MS-505	.71	71%	100%	\$19,342	\$0	\$0	\$0	\$19,342	\$276	\$1,198	
CLASSIFIED	AS-622	.29	29%	100%	\$28,524	\$816	\$0	\$0	\$29,340	\$421	\$0	\$2
CLASSIFIED	AS-622	.71	71%	100%	\$69,818	\$2,013	\$0	\$0	\$71,831	\$1,046	\$0	\$5
CLASSIFIED	MS-511	.29	29%	100%	\$17,495	\$0	\$0	\$0	\$17,495	\$252	\$1,079	\$2
CLASSIFIED	MS-511	.71	71%	100%	\$42,825	\$0	\$0	\$0	\$42,825	\$623	\$2,661	\$5
CLASSIFIED	MS-511	.29	29%	100%	\$13,453	\$517	\$0	\$0	\$13,970	\$204	\$0	\$2
CLASSIFIED	MS-511	.71	71%	100%	\$32,931	\$1,262	\$0	\$0	\$34,193	\$494	\$0	\$6
CLASSIFIED	MS-511	.29	29%	100%	\$14,544	\$554	\$0	\$0	\$15,098	\$216	\$0	\$2
CLASSIFIED	MS-511	.71	71%	100%	\$35,626	\$1,371	\$0	\$0	\$36,997	\$539	\$0	\$6
CLASSIFIED	MS-505	.29	29%	100%	\$9,228	\$358	\$0	\$0	\$9,586	\$143	\$0	\$2
CLASSIFIED	MS-505	.71	71%	100%	\$22,575	\$862	\$0	\$0	\$23,437	\$336	\$0	\$5
CLASSIFIED	SS-412	.29	29%	100%	\$14,677	\$563	\$0	\$0	\$15,240	\$218	\$0	\$2
CLASSIFIED	SS-412	.71	71%	100%	\$35,929	\$1,378	\$0	\$0	\$37,307	\$544	\$0	\$5
CLASSIFIED	MS-505	.29	29%	100%	\$9,242	\$0	\$0	\$0	\$9,242	\$134	\$575	\$2
CLASSIFIED	MS-505	.71	71%	100%	\$22,624	\$0	\$0	\$0	\$22,624	\$328	\$1,401	\$5
CLASSIFIED	MS-505	.29	29%	100%	\$9,242	\$359	\$0	\$0	\$9,601	\$144	\$0	
CLASSIFIED	MS-505	.71	71%	100%	\$22,624	\$863	\$0	\$0	\$23,487	\$336	\$0	
CLASSIFIED	AS-618	.29	29%	100%	\$18,467	\$706	\$0	\$0	\$19,173	\$276	\$0	\$2

Department: 03A - VETS Agency: 132 DVA - NORTHEAST LOUISIANA VETERANS HOME	STATE OF LOUISIANA Personnel Expenditure Planning Payroll Projection Report Detail Filled Positions by Program	PEP – FILLED DETAIL Fiscal Year 2025 - 2026 Report Date: 10/30/24
---	---	---

	RT Benefit Plan	Retirement	Life Insurance	Other Pays	Emoluments	Total Requested Benefits	Total Requested Salaries and Benefits
,943	LAS5	\$12,853	\$0	\$11,983	\$0	\$31,318	\$68,315
,425	SSOC	\$0	\$18	\$451	\$0	\$3,724	\$14,584
,943	SSOC	\$0	\$44	\$1,105	\$0	\$9,126	\$35,706
\$0	SSOC	\$0	\$0	\$798	\$0	\$1,408	\$9,314
\$0	SSOC	\$0	\$0	\$1,953	\$0	\$3,427	\$22,769
,425	LAS5	\$10,188	\$27	\$0	\$0	\$13,061	\$42,401
,943	LAS5	\$24,959	\$66	\$0	\$0	\$32,014	\$103,845
,425	SSOC	\$0	\$0	\$829	\$0	\$4,585	\$22,080
,943	SSOC	\$0	\$0	\$2,028	\$0	\$11,255	\$54,080
,785	LAS5	\$4,849	\$27	\$557	\$0	\$8,422	\$22,392
,808	LAS5	\$11,883	\$66	\$1,363	\$0	\$20,614	\$54,807
,771	LAS5	\$5,245	\$0	\$3,119	\$0	\$11,351	\$26,449
,779	LAS5	\$12,853	\$0	\$7,637	\$0	\$27,808	\$64,805
,425	LAS5	\$3,324	\$0	\$3,865	\$0	\$9,757	\$19,343
,943	LAS5	\$8,148	\$0	\$9,463	\$0	\$23,890	\$47,327
,425	LAS5	\$5,293	\$0	\$0	\$0	\$7,936	\$23,176
,943	LAS5	\$12,962	\$0	\$0	\$0	\$19,449	\$56,756
,425	SSOC	\$0	\$0	\$2,226	\$0	\$5,360	\$14,602
,943	SSOC	\$0	\$0	\$5,451	\$0	\$13,123	\$35,747
\$0	LAS5	\$3,336	\$0	\$2,035	\$0	\$5,515	\$15,116
\$0	LAS5	\$8,159	\$0	\$4,983	\$0	\$13,478	\$36,965
,425	LAS5	\$6,660	\$15	\$0	\$0	\$9,376	\$28,549

Department: 03A - VETS Agency: 132 DVA - NORTHEAST LOUISIANA VETERANS HOME	STATE OF LOUISIANA Personnel Expenditure Planning Payroll Projection Report Detail Filled Positions by Program	PEP – FILLED DETAIL Fiscal Year 2025 - 2026 Report Date: 10/30/24
---	---	---

Funds Center	Fund	Position Number	Position Description	Employee Number	Employee Description	Job Number	Job Description	Commitment Item	Position Authorization
1321011300	1320000600	50674327	HUMAN RESOURCES SUPERVISOR	00334129	TALYAH LEWIS	10170970	HUMAN RESOURCES SUPERVISOR	5110010	TO
1321012300	1320000200	50376532	CUSTODIAN SUPERVISOR A	00334265	QUINTIN CROWE	10175920	CUSTODIAN SUPERVISOR A	5110010	TO
1321012300	1320000600	50376532	CUSTODIAN SUPERVISOR A	00334265	QUINTIN CROWE	10175920	CUSTODIAN SUPERVISOR A	5110010	TO
1321011200	1320000200	165928	MAINTENANCE REPAIR 2	00334572	CORY HOWE	10128640	MAINTENANCE REPAIRER 2	5110010	TO
1321011200	1320000600	165928	MAINTENANCE REPAIR 2	00334572	CORY HOWE	10128640	MAINTENANCE REPAIRER 2	5110010	TO
1321012200	1320000200	165891	FOOD SERVICE SPEC 3	00334722	LATEISHA CALLOWAY	10160930	FOOD SERVICE SPEC 3	5110010	TO
1321012200	1320000600	165891	FOOD SERVICE SPEC 3	00334722	LATEISHA CALLOWAY	10160930	FOOD SERVICE SPEC 3	5110010	TO
1321012700	1320000200	50382156	PSYCH AIDE SUPERVISOR 1	00335518	SHARON DIXON	10100500	PSYCHIATRIC AIDE SUPV 1	5110010	TO
1321012700	1320000600	50382156	PSYCH AIDE SUPERVISOR 1	00335518	SHARON DIXON	10100500	PSYCHIATRIC AIDE SUPV 1	5110010	TO
1321012900	1320000200	50625596	RN 2	00335780	PORSCHÉ HENDERSON	20112240	RN 2	5120010	NTO-WAE
1321012900	1320000600	50625596	RN 2	00335780	PORSCHÉ HENDERSON	20112240	RN 2	5120010	NTO-WAE
1321012900	1320000200	166258	PRACT NURSE/LICENSED, 3	00335985	MARGO ALLEN	10150020	PRACTICAL NURSE-LIC 3	5110010	TO
1321012900	1320000600	166258	PRACT NURSE/LICENSED, 3	00335985	MARGO ALLEN	10150020	PRACTICAL NURSE-LIC 3	5110010	TO
1321011300	1320000200	165860	HUMAN RES ANALYST C	00336069	JAMAILE BURTON	10170820	HUMAN RESOURCES ANALYST C	5110010	TO
1321011300	1320000600	165860	HUMAN RES ANALYST C	00336069	JAMAILE BURTON	10170820	HUMAN RESOURCES ANALYST C	5110010	TO
1321012500	1320000200	50539958	PHARMACY TECHNICIAN 2	00336354	HOLLY NICHOLS	10159350	PHARMACY TECHNICIAN 2	5110010	TO
1321012500	1320000600	50539958	PHARMACY TECHNICIAN 2	00336354	HOLLY NICHOLS	10159350	PHARMACY TECHNICIAN 2	5110010	TO
1321012300	1320000200	50376529	CUSTODIAN 2	00336581	BREANNA JONES	10100270	CUSTODIAN 2	5110010	TO
1321012300	1320000600	50376529	CUSTODIAN 2	00336581	BREANNA JONES	10100270	CUSTODIAN 2	5110010	TO
1321012900	1320000200	166340	RN SUPERVISOR B	00336849	BEVERLY MATHIS	10172640	RN SUPERVISOR B	5110010	TO
1321012900	1320000600	166340	RN SUPERVISOR B	00336849	BEVERLY MATHIS	10172640	RN SUPERVISOR B	5110010	TO
1321012700	1320000200	189866	NURSING ASST 2	00337065	DELORES WASHINGTON	10100400	NURSING ASST 2	5110010	TO

Department: 03A - VETS Agency: 132 DVA - NORTHEAST LOUISIANA VETERANS HOME	STATE OF LOUISIANA Personnel Expenditure Planning Payroll Projection Report Detail Filled Positions by Program	PEP – FILLED DETAIL Fiscal Year 2025 - 2026 Report Date: 10/30/24
---	---	---

Position Categorization	Pay Scale Group	Employee Count	Employee Allocation	Employee FTE	Salary + Current Year CPG	Market Adjustment (PERF ADJ)	CPG	Work Week Adjustments	Total Requested Salaries	Medicare	Social Security	Medica
CLASSIFIED	AS-618	.71	71%	100%	\$45,202	\$1,736	\$0	\$0	\$46,938	\$683	\$0	\$5
CLASSIFIED	WS-207	.29	29%	100%	\$9,265	\$360	\$0	\$0	\$9,625	\$144	\$0	
CLASSIFIED	WS-207	.71	71%	100%	\$22,684	\$866	\$0	\$0	\$23,550	\$337	\$0	
CLASSIFIED	WS-212	.29	29%	100%	\$12,838	\$494	\$0	\$0	\$13,332	\$191	\$0	\$2
CLASSIFIED	WS-212	.71	71%	100%	\$31,424	\$1,204	\$0	\$0	\$32,628	\$475	\$0	\$5
CLASSIFIED	WS-205	.29	29%	100%	\$7,991	\$312	\$0	\$0	\$8,303	\$119	\$0	
CLASSIFIED	WS-205	.71	71%	100%	\$19,569	\$745	\$0	\$0	\$20,314	\$296	\$0	
CLASSIFIED	SS-406	.29	29%	100%	\$10,007	\$385	\$0	\$0	\$10,392	\$146	\$0	\$2
CLASSIFIED	SS-406	.71	71%	100%	\$24,500	\$939	\$0	\$0	\$25,439	\$374	\$0	\$5
CLASSIFIED	MS-516	.29	29%	50%	\$12,590	\$0	\$0	\$0	\$12,590	\$182	\$781	\$2
CLASSIFIED	MS-516	.71	71%	50%	\$30,820	\$0	\$0	\$0	\$30,820	\$447	\$1,910	\$7
CLASSIFIED	MS-511	.29	29%	100%	\$14,557	\$562	\$0	\$0	\$15,119	\$216	\$0	
CLASSIFIED	MS-511	.71	71%	100%	\$35,654	\$1,364	\$0	\$0	\$37,018	\$540	\$0	
CLASSIFIED	AS-615	.29	29%	100%	\$15,445	\$589	\$0	\$0	\$16,034	\$228	\$0	\$2
CLASSIFIED	AS-615	.71	71%	100%	\$37,803	\$1,454	\$0	\$0	\$39,257	\$574	\$0	\$5
CLASSIFIED	MS-508	.29	29%	100%	\$10,788	\$419	\$0	\$0	\$11,207	\$166	\$0	
CLASSIFIED	MS-508	.71	71%	100%	\$26,423	\$1,008	\$0	\$0	\$27,431	\$394	\$0	
CLASSIFIED	WS-203	.29	29%	100%	\$7,043	\$274	\$0	\$0	\$7,317	\$109	\$0	
CLASSIFIED	WS-203	.71	71%	100%	\$17,231	\$657	\$0	\$0	\$17,888	\$257	\$0	
CLASSIFIED	MS-520	.29	29%	100%	\$25,261	\$973	\$0	\$0	\$26,234	\$384	\$0	\$2
CLASSIFIED	MS-520	.71	71%	100%	\$61,829	\$2,368	\$0	\$0	\$64,197	\$927	\$0	\$5
CLASSIFIED	MS-505	.29	29%	100%	\$9,228	\$358	\$0	\$0	\$9,586	\$143	\$0	

Department: 03A - VETS Agency: 132 DVA - NORTHEAST LOUISIANA VETERANS HOME	STATE OF LOUISIANA Personnel Expenditure Planning Payroll Projection Report Detail Filled Positions by Program	PEP – FILLED DETAIL Fiscal Year 2025 - 2026 Report Date: 10/30/24
---	---	---

	RT Benefit Plan	Retirement	Life Insurance	Other Pays	Emoluments	Total Requested Benefits	Total Requested Salaries and Benefits
,943	LAS5	\$16,307	\$36	\$0	\$0	\$22,969	\$69,907
\$0	LAS5	\$3,338	\$0	\$1,055	\$0	\$4,537	\$14,162
\$0	LAS5	\$8,187	\$0	\$2,584	\$0	\$11,108	\$34,658
,425	LAS5	\$4,631	\$18	\$625	\$0	\$7,890	\$21,222
,943	LAS5	\$11,336	\$44	\$1,531	\$0	\$19,329	\$51,957
\$0	LAS5	\$2,882	\$0	\$571	\$0	\$3,572	\$11,875
\$0	LAS5	\$7,060	\$0	\$1,398	\$0	\$8,754	\$29,068
,425	LAS5	\$3,613	\$0	\$2,807	\$0	\$8,991	\$19,383
,943	LAS5	\$8,835	\$0	\$6,873	\$0	\$22,025	\$47,464
,892	SSOC	\$0	\$0	\$435	\$0	\$4,290	\$16,880
,081	SSOC	\$0	\$0	\$1,066	\$0	\$10,504	\$41,324
\$0	LAS5	\$5,257	\$0	\$2,890	\$0	\$8,363	\$23,482
\$0	LAS5	\$12,856	\$0	\$7,075	\$0	\$20,471	\$57,489
,425	LAS5	\$5,567	\$16	\$0	\$0	\$8,236	\$24,270
,943	LAS5	\$13,641	\$39	\$0	\$0	\$20,197	\$59,454
\$0	LAS5	\$3,898	\$21	\$0	\$0	\$4,085	\$15,292
\$0	LAS5	\$9,525	\$53	\$0	\$0	\$9,972	\$37,403
\$0	LAS5	\$2,543	\$0	\$464	\$0	\$3,116	\$10,433
\$0	LAS5	\$6,213	\$0	\$1,136	\$0	\$7,606	\$25,494
,425	LAS5	\$9,108	\$0	\$3,208	\$0	\$15,125	\$41,359
,943	LAS5	\$22,308	\$0	\$7,855	\$0	\$37,033	\$101,230
\$0	LAS5	\$3,324	\$0	\$1,787	\$0	\$5,254	\$14,840

Department: 03A - VETS Agency: 132 DVA - NORTHEAST LOUISIANA VETERANS HOME	STATE OF LOUISIANA Personnel Expenditure Planning Payroll Projection Report Detail Filled Positions by Program	PEP – FILLED DETAIL Fiscal Year 2025 - 2026 Report Date: 10/30/24
---	---	---

Funds Center	Fund	Position Number	Position Description	Employee Number	Employee Description	Job Number	Job Description	Commitment Item	Position Authorization
1321012700	1320000600	189866	NURSING ASST 2	00337065	DELORES WASHINGTON	10100400	NURSING ASST 2	5110010	TO
1321012700	1320000200	50601059	NURSING ASST 2	00337292	JACQUELYN DUKES	10100400	NURSING ASST 2	5110010	TO
1321012100	1320000200	189867	NURSING ASST 2	00337421	AMANDA GOODWIN	10100400	NURSING ASST 2	5110010	TO
1321012100	1320000600	189867	NURSING ASST 2	00337421	AMANDA GOODWIN	10100400	NURSING ASST 2	5110010	TO
1321011200	1320000200	50481633	MAINTENANCE REPAIRER 2	00337516	PHILLIP BURCH	10128640	MAINTENANCE REPAIRER 2	5110010	TO
1321011200	1320000600	50481633	MAINTENANCE REPAIRER 2	00337516	PHILLIP BURCH	10128640	MAINTENANCE REPAIRER 2	5110010	TO
1321012700	1320000200	166277	NURSING ASST 2	00337766	TAKNIA PARKER	10100400	NURSING ASST 2	5110010	TO
1321012700	1320000600	166277	NURSING ASST 2	00337766	TAKNIA PARKER	10100400	NURSING ASST 2	5110010	TO
1321012300	1320000200	165944	CUSTODIAN 2	00338078	GREGORY STREAM	10100270	CUSTODIAN 2	5110010	TO
1321012300	1320000600	165944	CUSTODIAN 2	00338078	GREGORY STREAM	10100270	CUSTODIAN 2	5110010	TO
1321012200	1320000200	165907	FOOD SERVICE SPEC 3	00338848	SHARON HILLARD	10160930	FOOD SERVICE SPEC 3	5110010	TO
1321012200	1320000600	165907	FOOD SERVICE SPEC 3	00338848	SHARON HILLARD	10160930	FOOD SERVICE SPEC 3	5110010	TO
1321012900	1320000200	50342695	PRACT NURSE/LICENSED 1	00339089	KAMYA MYERS	10150000	PRACTICAL NURSE-LIC 1	5110010	TO
1321012900	1320000600	50342695	PRACT NURSE/LICENSED 1	00339089	KAMYA MYERS	10150000	PRACTICAL NURSE-LIC 1	5110010	TO
1321012700	1320000200	166264	NURSING ASST 2	00339233	TIMEYSHA BYRD	10100400	NURSING ASST 2	5110010	TO
1321012700	1320000600	166264	NURSING ASST 2	00339233	TIMEYSHA BYRD	10100400	NURSING ASST 2	5110010	TO
1321012700	1320000200	166270	NURSING ASST 2	00339713	ONESHIA WALKER	10100400	NURSING ASST 2	5110010	TO
1321012700	1320000600	166270	NURSING ASST 2	00339713	ONESHIA WALKER	10100400	NURSING ASST 2	5110010	TO
1321012900	1320000200	50396359	PRACT NURSE/LICENSED 3	00342080	VANESSA COUCH	10150020	PRACTICAL NURSE-LIC 3	5110010	TO
1321012900	1320000600	50396359	PRACT NURSE/LICENSED 3	00342080	VANESSA COUCH	10150020	PRACTICAL NURSE-LIC 3	5110010	TO
1321012900	1320000200	50531430	RN SUPERVISOR A	00342834	SARAH RUSSELL	20172630	RN SUPERVISOR A	5120010	NTO-WAE
1321012900	1320000600	50531430	RN SUPERVISOR A	00342834	SARAH RUSSELL	20172630	RN SUPERVISOR A	5120010	NTO-WAE

Department: 03A - VETS		STATE OF LOUISIANA										PEP – FILLED DETAIL	
Agency: 132 DVA - NORTHEAST LOUISIANA VETERANS HOME		Personnel Expenditure Planning Payroll Projection Report Detail Filled Positions by Program										Fiscal Year 2025 - 2026 Report Date: 10/30/24	
Position Categorization	Pay Scale Group	Employee Count	Employee Allocation	Employee FTE	Salary + Current Year CPG	Market Adjustment (PERF ADJ)	CPG	Work Week Adjustments	Total Requested Salaries	Medicare	Social Security	Medica	
CLASSIFIED	MS-505	.71	71%	100%	\$22,575	\$862	\$0	\$0	\$23,437	\$336	\$0		
CLASSIFIED	MS-505	1	100%	100%	\$31,866	\$1,222	\$0	\$0	\$33,088	\$480	\$0		
CLASSIFIED	MS-505	.29	29%	100%	\$9,242	\$359	\$0	\$0	\$9,601	\$144	\$0	\$2	
CLASSIFIED	MS-505	.71	71%	100%	\$22,624	\$863	\$0	\$0	\$23,487	\$336	\$0	\$5	
CLASSIFIED	WS-212	.29	29%	100%	\$12,838	\$494	\$0	\$0	\$13,332	\$191	\$0	\$2	
CLASSIFIED	WS-212	.71	71%	100%	\$31,424	\$1,204	\$0	\$0	\$32,628	\$475	\$0	\$6	
CLASSIFIED	MS-505	.29	29%	100%	\$8,868	\$336	\$0	\$0	\$9,204	\$133	\$0		
CLASSIFIED	MS-505	.71	71%	100%	\$21,708	\$837	\$0	\$0	\$22,545	\$327	\$0		
CLASSIFIED	WS-203	.29	29%	100%	\$7,043	\$274	\$0	\$0	\$7,317	\$109	\$0	\$2	
CLASSIFIED	WS-203	.71	71%	100%	\$17,231	\$657	\$0	\$0	\$17,888	\$257	\$0	\$5	
CLASSIFIED	WS-205	.29	29%	100%	\$7,991	\$312	\$0	\$0	\$8,303	\$119	\$0		
CLASSIFIED	WS-205	.71	71%	100%	\$19,569	\$745	\$0	\$0	\$20,314	\$296	\$0		
CLASSIFIED	MS-509	.29	29%	100%	\$11,747	\$454	\$0	\$0	\$12,201	\$179	\$0		
CLASSIFIED	MS-509	.71	71%	100%	\$28,771	\$1,100	\$0	\$0	\$29,871	\$431	\$0		
CLASSIFIED	MS-505	.29	29%	100%	\$8,868	\$336	\$0	\$0	\$9,204	\$133	\$0		
CLASSIFIED	MS-505	.71	71%	100%	\$21,708	\$837	\$0	\$0	\$22,545	\$327	\$0		
CLASSIFIED	MS-505	.29	29%	100%	\$9,228	\$358	\$0	\$0	\$9,586	\$143	\$0		
CLASSIFIED	MS-505	.71	71%	100%	\$22,575	\$862	\$0	\$0	\$23,437	\$336	\$0		
CLASSIFIED	MS-511	.29	29%	100%	\$14,544	\$554	\$0	\$0	\$15,098	\$216	\$0	\$2	
CLASSIFIED	MS-511	.71	71%	100%	\$35,626	\$1,371	\$0	\$0	\$36,997	\$539	\$0	\$6	
CLASSIFIED	MS-519	.29	29%	100%	\$21,720	\$0	\$0	\$0	\$21,720	\$314	\$1,344		
CLASSIFIED	MS-519	.71	71%	100%	\$53,160	\$0	\$0	\$0	\$53,160	\$772	\$3,299		

Department: 03A - VETS Agency: 132 DVA - NORTHEAST LOUISIANA VETERANS HOME	STATE OF LOUISIANA Personnel Expenditure Planning Payroll Projection Report Detail Filled Positions by Program	PEP – FILLED DETAIL Fiscal Year 2025 - 2026 Report Date: 10/30/24
---	---	---

	RT Benefit Plan	Retirement	Life Insurance	Other Pays	Emoluments	Total Requested Benefits	Total Requested Salaries and Benefits
\$0	LAS5	\$8,148	\$0	\$4,375	\$0	\$12,859	\$36,296
\$0	LAS5	\$11,495	\$0	\$6,734	\$0	\$18,709	\$51,797
,425	LAS5	\$3,336	\$0	\$1,602	\$0	\$7,507	\$17,108
,943	LAS5	\$8,159	\$0	\$3,923	\$0	\$18,361	\$41,848
,785	LAS5	\$4,631	\$2	\$1,121	\$0	\$8,730	\$22,062
,808	LAS5	\$11,336	\$5	\$2,744	\$0	\$21,368	\$53,996
\$0	LAS5	\$3,204	\$0	\$208	\$0	\$3,545	\$12,749
\$0	LAS5	\$7,826	\$0	\$510	\$0	\$8,663	\$31,208
,425	LAS5	\$2,543	\$0	\$580	\$0	\$5,657	\$12,974
,943	LAS5	\$6,213	\$0	\$1,420	\$0	\$13,833	\$31,721
\$0	LAS5	\$2,882	\$0	\$562	\$0	\$3,563	\$11,866
\$0	LAS5	\$7,060	\$0	\$1,377	\$0	\$8,733	\$29,047
\$0	LAS5	\$4,236	\$0	\$350	\$0	\$4,765	\$16,966
\$0	LAS5	\$10,380	\$0	\$856	\$0	\$11,667	\$41,538
\$0	LAHD	\$3,721	\$0	\$0	\$0	\$3,854	\$13,058
\$0	LAHD	\$9,109	\$0	\$0	\$0	\$9,436	\$31,981
\$0	LAS5	\$3,324	\$0	\$1,958	\$0	\$5,425	\$15,011
\$0	LAS5	\$8,148	\$0	\$4,793	\$0	\$13,277	\$36,714
,785	LAS5	\$5,245	\$18	\$4,524	\$0	\$12,788	\$27,886
,808	LAS5	\$12,853	\$44	\$11,075	\$0	\$31,319	\$68,316
\$0	SSOC	\$0	\$0	\$2,601	\$0	\$4,259	\$25,979
\$0	SSOC	\$0	\$0	\$6,368	\$0	\$10,439	\$63,599

Department: 03A - VETS Agency: 132 DVA - NORTHEAST LOUISIANA VETERANS HOME	STATE OF LOUISIANA Personnel Expenditure Planning Payroll Projection Report Detail Filled Positions by Program	PEP – FILLED DETAIL Fiscal Year 2025 - 2026 Report Date: 10/30/24
---	---	---

Funds Center	Fund	Position Number	Position Description	Employee Number	Employee Description	Job Number	Job Description	Commitment Item	Position Authorization
1321012700	1320000200	189864	NURSING ASST 2	00343923	ERICA BATTLE	10100400	NURSING ASST 2	5110010	TO
1321012700	1320000600	189864	NURSING ASST 2	00343923	ERICA BATTLE	10100400	NURSING ASST 2	5110010	TO
1321012900	1320000200	50526582	RN SUPERVISOR A	00343985	SHANNON BONNER	20172630	RN SUPERVISOR A	5120010	NTO-WAE
1321012900	1320000600	50526582	RN SUPERVISOR A	00343985	SHANNON BONNER	20172630	RN SUPERVISOR A	5120010	NTO-WAE
1321012900	1320000200	50412802	PRACTICAL NURSE/LIC3	00344951	LATRICIA SOUTHERN	10150020	PRACTICAL NURSE-LIC 3	5110010	TO
1321012900	1320000600	50412802	PRACTICAL NURSE/LIC3	00344951	LATRICIA SOUTHERN	10150020	PRACTICAL NURSE-LIC 3	5110010	TO
1321012700	1320000200	50353677	NURSING ASST 2	00345163	NICOLE RICHMOND	10100400	NURSING ASST 2	5110010	TO
1321012700	1320000600	50353677	NURSING ASST 2	00345163	NICOLE RICHMOND	10100400	NURSING ASST 2	5110010	TO
1321012700	1320000200	50526586	NURSING ASST 2	00345452	PASSIONATE CALDWELL	20100400	NURSING ASST 2	5120010	NTO-WAE
1321012700	1320000600	50526586	NURSING ASST 2	00345452	PASSIONATE CALDWELL	20100400	NURSING ASST 2	5120010	NTO-WAE
1321011100	1320000200	165916	ACCOUNTANT MANAGER 1	00346272	BRANDY MAY	10159710	ACCOUNTANT MANAGER 1	5110010	TO
1321011100	1320000600	165916	ACCOUNTANT MANAGER 1	00346272	BRANDY MAY	10159710	ACCOUNTANT MANAGER 1	5110010	TO
1321012200	1320000200	165911	FOOD SERVICE SPEC 3	00347648	SHEQUITA ROBINSON	10160930	FOOD SERVICE SPEC 3	5110010	TO
1321012200	1320000600	165911	FOOD SERVICE SPEC 3	00347648	SHEQUITA ROBINSON	10160930	FOOD SERVICE SPEC 3	5110010	TO
1321012700	1320000200	166279	NURSING ASST 2	00347649	DOROTHY HOLMES	10100400	NURSING ASST 2	5110010	TO
1321012700	1320000600	166279	NURSING ASST 2	00347649	DOROTHY HOLMES	10100400	NURSING ASST 2	5110010	TO
1321012200	1320000200	165902	FOOD SERVICE SPEC 5	00347669	TRACEY SIAS	10169540	FOOD SERVICE SPEC 5	5110010	TO
1321012200	1320000600	165902	FOOD SERVICE SPEC 5	00347669	TRACEY SIAS	10169540	FOOD SERVICE SPEC 5	5110010	TO
1321012700	1320000200	166290	NURSING ASST 2	00348030	TERRI BLUEFORD	10100400	NURSING ASST 2	5110010	TO
1321012700	1320000600	166290	NURSING ASST 2	00348030	TERRI BLUEFORD	10100400	NURSING ASST 2	5110010	TO
1321012900	1320000200	50549303	RN SUPERVISOR A	00348355	MARSELLA WILLIAMS	10172630	RN SUPERVISOR A	5110010	TO
1321012900	1320000600	50549303	RN SUPERVISOR A	00348355	MARSELLA WILLIAMS	10172630	RN SUPERVISOR A	5110010	TO

Department: 03A - VETS Agency: 132 DVA - NORTHEAST LOUISIANA VETERANS HOME	STATE OF LOUISIANA Personnel Expenditure Planning Payroll Projection Report Detail Filled Positions by Program	PEP – FILLED DETAIL Fiscal Year 2025 - 2026 Report Date: 10/30/24
---	---	---

Position Categorization	Pay Scale Group	Employee Count	Employee Allocation	Employee FTE	Salary + Current Year CPG	Market Adjustment (PERF ADJ)	CPG	Work Week Adjustments	Total Requested Salaries	Medicare	Social Security	Medica
CLASSIFIED	MS-505	.29	29%	100%	\$9,228	\$358	\$0	\$0	\$9,586	\$143	\$0	
CLASSIFIED	MS-505	.71	71%	100%	\$22,575	\$862	\$0	\$0	\$23,437	\$336	\$0	
CLASSIFIED	MS-519	.29	29%	50%	\$10,860	\$0	\$0	\$0	\$10,860	\$157	\$673	
CLASSIFIED	MS-519	.71	71%	50%	\$26,580	\$0	\$0	\$0	\$26,580	\$386	\$1,648	
CLASSIFIED	MS-511	.29	29%	100%	\$13,990	\$540	\$0	\$0	\$14,530	\$214	\$0	\$2
CLASSIFIED	MS-511	.71	71%	100%	\$34,245	\$1,310	\$0	\$0	\$35,555	\$512	\$0	\$6
CLASSIFIED	MS-505	.29	29%	100%	\$8,868	\$336	\$0	\$0	\$9,204	\$133	\$0	\$2
CLASSIFIED	MS-505	.71	71%	100%	\$21,708	\$837	\$0	\$0	\$22,545	\$327	\$0	\$5
CLASSIFIED	MS-505	.29	29%	100%	\$9,228	\$0	\$0	\$0	\$9,228	\$133	\$577	
CLASSIFIED	MS-505	.71	71%	100%	\$22,575	\$0	\$0	\$0	\$22,575	\$328	\$1,395	
CLASSIFIED	AS-618	.29	29%	100%	\$21,529	\$624	\$0	\$0	\$22,153	\$325	\$0	\$2
CLASSIFIED	AS-618	.71	71%	100%	\$52,706	\$1,512	\$0	\$0	\$54,218	\$782	\$0	\$6
CLASSIFIED	WS-205	.29	29%	100%	\$7,991	\$312	\$0	\$0	\$8,303	\$119	\$0	
CLASSIFIED	WS-205	.71	71%	100%	\$19,569	\$745	\$0	\$0	\$20,314	\$296	\$0	
CLASSIFIED	MS-505	.29	29%	100%	\$9,228	\$358	\$0	\$0	\$9,586	\$143	\$0	
CLASSIFIED	MS-505	.71	71%	100%	\$22,575	\$862	\$0	\$0	\$23,437	\$336	\$0	
CLASSIFIED	WS-207	.29	29%	100%	\$9,146	\$348	\$0	\$0	\$9,494	\$142	\$0	
CLASSIFIED	WS-207	.71	71%	100%	\$22,408	\$862	\$0	\$0	\$23,270	\$333	\$0	
CLASSIFIED	MS-505	.29	29%	100%	\$9,228	\$358	\$0	\$0	\$9,586	\$143	\$0	
CLASSIFIED	MS-505	.71	71%	100%	\$22,575	\$862	\$0	\$0	\$23,437	\$336	\$0	
CLASSIFIED	MS-519	.29	29%	100%	\$20,459	\$782	\$0	\$0	\$21,241	\$313	\$0	\$2
CLASSIFIED	MS-519	.71	71%	100%	\$50,074	\$1,924	\$0	\$0	\$51,998	\$749	\$0	\$5

Department: 03A - VETS Agency: 132 DVA - NORTHEAST LOUISIANA VETERANS HOME	STATE OF LOUISIANA Personnel Expenditure Planning Payroll Projection Report Detail Filled Positions by Program	PEP – FILLED DETAIL Fiscal Year 2025 - 2026 Report Date: 10/30/24
---	---	---

	RT Benefit Plan	Retirement	Life Insurance	Other Pays	Emoluments	Total Requested Benefits	Total Requested Salaries and Benefits
\$0	LAS5	\$3,324	\$15	\$1,447	\$0	\$4,929	\$14,515
\$0	LAS5	\$8,148	\$36	\$3,542	\$0	\$12,062	\$35,499
\$0	SSOC	\$0	\$0	\$508	\$0	\$1,338	\$12,198
\$0	SSOC	\$0	\$0	\$1,244	\$0	\$3,278	\$29,858
,785	LAS5	\$5,052	\$40	\$3,693	\$0	\$11,784	\$26,314
,808	LAS5	\$12,348	\$99	\$9,041	\$0	\$28,808	\$64,363
,425	LAS5	\$3,204	\$0	\$386	\$0	\$6,148	\$15,352
,943	LAS5	\$7,826	\$0	\$945	\$0	\$15,041	\$37,586
\$0	SSOC	\$0	\$0	\$1,266	\$0	\$1,976	\$11,204
\$0	SSOC	\$0	\$0	\$3,100	\$0	\$4,823	\$27,398
,785	TRSL	\$4,764	\$39	\$0	\$0	\$7,913	\$30,066
,808	TRSL	\$11,663	\$96	\$0	\$0	\$19,349	\$73,567
\$0	LAS5	\$2,882	\$0	\$511	\$0	\$3,512	\$11,815
\$0	LAS5	\$7,060	\$0	\$1,252	\$0	\$8,608	\$28,922
\$0	LAS5	\$3,324	\$0	\$1,472	\$0	\$4,939	\$14,525
\$0	LAS5	\$8,148	\$0	\$3,603	\$0	\$12,087	\$35,524
\$0	LAS5	\$3,298	\$0	\$571	\$0	\$4,011	\$13,505
\$0	LAS5	\$8,084	\$0	\$1,397	\$0	\$9,814	\$33,084
\$0	LAS5	\$3,324	\$0	\$1,170	\$0	\$4,637	\$14,223
\$0	LAS5	\$8,148	\$0	\$2,864	\$0	\$11,348	\$34,785
,425	LAS5	\$7,381	\$11	\$1,959	\$0	\$12,089	\$33,330
,943	LAS5	\$18,062	\$26	\$4,797	\$0	\$29,577	\$81,575

Department: 03A - VETS Agency: 132 DVA - NORTHEAST LOUISIANA VETERANS HOME	STATE OF LOUISIANA Personnel Expenditure Planning Payroll Projection Report Detail Filled Positions by Program	PEP – FILLED DETAIL Fiscal Year 2025 - 2026 Report Date: 10/30/24
---	---	---

Funds Center	Fund	Position Number	Position Description	Employee Number	Employee Description	Job Number	Job Description	Commitment Item	Position Authorization
1321012700	1320000200	166275	NURSING ASST 2	00349697	SHANDA BRADSHAW	10100400	NURSING ASST 2	5110010	TO
1321012700	1320000600	166275	NURSING ASST 2	00349697	SHANDA BRADSHAW	10100400	NURSING ASST 2	5110010	TO
1321012700	1320000200	50328753	NURSING ASST 2	00349912	TABATHA LOGAN	10100400	NURSING ASST 2	5110010	TO
1321012700	1320000600	50328753	NURSING ASST 2	00349912	TABATHA LOGAN	10100400	NURSING ASST 2	5110010	TO
1321011000	1320000200	50666758	MARKETING REP 2	00350154	JOHN BENNETT	10159230	MARKETING REP 2	5110010	TO
1321011000	1320000600	50666758	MARKETING REP 2	00350154	JOHN BENNETT	10159230	MARKETING REP 2	5110010	TO
1321012700	1320000200	166272	NURSING ASST 2	00351019	ALEXIS CROSSLEY	10100400	NURSING ASST 2	5110010	TO
1321012700	1320000600	166272	NURSING ASST 2	00351019	ALEXIS CROSSLEY	10100400	NURSING ASST 2	5110010	TO
1321012900	1320000200	50456078	PRACTICAL NURSE/LIC3	00351701	TIFFANY PITTMAN	10150020	PRACTICAL NURSE-LIC 3	5110010	TO
1321012900	1320000600	50456078	PRACTICAL NURSE/LIC3	00351701	TIFFANY PITTMAN	10150020	PRACTICAL NURSE-LIC 3	5110010	TO
1321012000	1320000200	166249	SOCIAL WORKER 2	00352138	ERICA DAVIES	10167670	SOCIAL WORKER 2	5110010	TO
1321012000	1320000600	166249	SOCIAL WORKER 2	00352138	ERICA DAVIES	10167670	SOCIAL WORKER 2	5110010	TO
1321012900	1320000200	50364010	PRACTICAL NURSE-LIC 3	00353420	ADRIANA MOLANO	10150020	PRACTICAL NURSE-LIC 3	5110010	TO
1321012900	1320000600	50364010	PRACTICAL NURSE-LIC 3	00353420	ADRIANA MOLANO	10150020	PRACTICAL NURSE-LIC 3	5110010	TO
1321012700	1320000200	166267	NURSING ASST 2	00353888	CHANDALIER PONDER	10100400	NURSING ASST 2	5110010	TO
1321012700	1320000600	166267	NURSING ASST 2	00353888	CHANDALIER PONDER	10100400	NURSING ASST 2	5110010	TO
1321012900	1320000200	166299	PRACT NURSE/LICENSED, 3	00354407	NEOMI RANDLE	10150020	PRACTICAL NURSE-LIC 3	5110010	TO
1321012900	1320000600	166299	PRACT NURSE/LICENSED, 3	00354407	NEOMI RANDLE	10150020	PRACTICAL NURSE-LIC 3	5110010	TO
1321012900	1320000200	50526585	PRACTICAL NURSE-LIC 3	00354774	GRACE MCLAIN	20150020	PRACTICAL NURSE-LIC 3	5120010	NTO-WAE
1321012900	1320000600	50526585	PRACTICAL NURSE-LIC 3	00354774	GRACE MCLAIN	20150020	PRACTICAL NURSE-LIC 3	5120010	NTO-WAE
1321012300	1320000200	50376527	CUSTODIAN 2	00355065	LUCILLE COLEMAN	10100270	CUSTODIAN 2	5110010	TO
1321012300	1320000600	50376527	CUSTODIAN 2	00355065	LUCILLE COLEMAN	10100270	CUSTODIAN 2	5110010	TO

Department: 03A - VETS		STATE OF LOUISIANA										PEP – FILLED DETAIL	
Agency: 132 DVA - NORTHEAST LOUISIANA VETERANS HOME		Personnel Expenditure Planning Payroll Projection Report Detail Filled Positions by Program										Fiscal Year 2025 - 2026 Report Date: 10/30/24	
Position Categorization	Pay Scale Group	Employee Count	Employee Allocation	Employee FTE	Salary + Current Year CPG	Market Adjustment (PERF ADJ)	CPG	Work Week Adjustments	Total Requested Salaries	Medicare	Social Security	Medica	
CLASSIFIED	MS-505	.29	29%	100%	\$9,228	\$358	\$0	\$0	\$9,586	\$143	\$0		
CLASSIFIED	MS-505	.71	71%	100%	\$22,575	\$862	\$0	\$0	\$23,437	\$336	\$0		
CLASSIFIED	MS-505	.29	29%	100%	\$9,228	\$358	\$0	\$0	\$9,586	\$143	\$0		
CLASSIFIED	MS-505	.71	71%	100%	\$22,575	\$862	\$0	\$0	\$23,437	\$336	\$0		
CLASSIFIED	AS-616	.29	29%	100%	\$17,569	\$671	\$0	\$0	\$18,240	\$264	\$1,128		
CLASSIFIED	AS-616	.71	71%	100%	\$43,001	\$1,652	\$0	\$0	\$44,653	\$648	\$2,771		
CLASSIFIED	MS-505	.29	29%	100%	\$9,228	\$358	\$0	\$0	\$9,586	\$143	\$0		
CLASSIFIED	MS-505	.71	71%	100%	\$22,575	\$862	\$0	\$0	\$23,437	\$336	\$0		
CLASSIFIED	MS-511	.29	29%	100%	\$13,453	\$517	\$0	\$0	\$13,970	\$204	\$0		
CLASSIFIED	MS-511	.71	71%	100%	\$32,931	\$1,262	\$0	\$0	\$34,193	\$494	\$0		
CLASSIFIED	SS-413	.29	29%	100%	\$16,102	\$614	\$0	\$0	\$16,716	\$239	\$0	\$2	
CLASSIFIED	SS-413	.71	71%	100%	\$39,404	\$1,515	\$0	\$0	\$40,919	\$597	\$0	\$7	
CLASSIFIED	MS-511	.29	29%	100%	\$13,990	\$540	\$0	\$0	\$14,530	\$214	\$0	\$2	
CLASSIFIED	MS-511	.71	71%	100%	\$34,245	\$1,310	\$0	\$0	\$35,555	\$512	\$0	\$6	
CLASSIFIED	MS-505	.29	29%	100%	\$9,228	\$358	\$0	\$0	\$9,586	\$143	\$0		
CLASSIFIED	MS-505	.71	71%	100%	\$22,575	\$862	\$0	\$0	\$23,437	\$336	\$0		
CLASSIFIED	MS-511	.29	29%	100%	\$13,990	\$540	\$0	\$0	\$14,530	\$214	\$0		
CLASSIFIED	MS-511	.71	71%	100%	\$34,245	\$1,310	\$0	\$0	\$35,555	\$512	\$0		
CLASSIFIED	MS-511	.29	29%	100%	\$17,495	\$0	\$0	\$0	\$17,495	\$252	\$1,079		
CLASSIFIED	MS-511	.71	71%	100%	\$42,825	\$0	\$0	\$0	\$42,825	\$623	\$2,661		
CLASSIFIED	WS-203	.29	29%	100%	\$6,709	\$252	\$0	\$0	\$6,961	\$97	\$0	\$2	
CLASSIFIED	WS-203	.71	71%	100%	\$16,441	\$636	\$0	\$0	\$17,077	\$252	\$0	\$5	

Department: 03A - VETS Agency: 132 DVA - NORTHEAST LOUISIANA VETERANS HOME	STATE OF LOUISIANA Personnel Expenditure Planning Payroll Projection Report Detail Filled Positions by Program	PEP – FILLED DETAIL Fiscal Year 2025 - 2026 Report Date: 10/30/24
---	---	---

	RT Benefit Plan	Retirement	Life Insurance	Other Pays	Emoluments	Total Requested Benefits	Total Requested Salaries and Benefits
\$0	LAS5	\$3,324	\$0	\$1,497	\$0	\$4,964	\$14,550
\$0	LAS5	\$8,148	\$0	\$3,665	\$0	\$12,149	\$35,586
\$0	LAS5	\$3,324	\$0	\$2,412	\$0	\$5,879	\$15,465
\$0	LAS5	\$8,148	\$0	\$5,905	\$0	\$14,389	\$37,826
\$0	SSOC	\$0	\$0	\$166	\$0	\$1,558	\$19,798
\$0	SSOC	\$0	\$0	\$406	\$0	\$3,825	\$48,478
\$0	LAS5	\$3,324	\$0	\$1,157	\$0	\$4,624	\$14,210
\$0	LAS5	\$8,148	\$0	\$2,832	\$0	\$11,316	\$34,753
\$0	LAS5	\$4,849	\$0	\$796	\$0	\$5,849	\$19,819
\$0	LAS5	\$11,883	\$0	\$1,948	\$0	\$14,325	\$48,518
,892	LAS5	\$5,807	\$2	\$0	\$0	\$8,940	\$25,656
,081	LAS5	\$14,216	\$5	\$0	\$0	\$21,899	\$62,818
,785	LAS5	\$5,052	\$21	\$4,217	\$0	\$12,289	\$26,819
,808	LAS5	\$12,348	\$53	\$10,323	\$0	\$30,044	\$65,599
\$0	LAS5	\$3,324	\$0	\$1,515	\$0	\$4,982	\$14,568
\$0	LAS5	\$8,148	\$0	\$3,710	\$0	\$12,194	\$35,631
\$0	LAS5	\$5,052	\$0	\$4,122	\$0	\$9,388	\$23,918
\$0	LAS5	\$12,348	\$0	\$10,091	\$0	\$22,951	\$58,506
\$0	SSOC	\$0	\$0	\$1,938	\$0	\$3,269	\$20,764
\$0	SSOC	\$0	\$0	\$4,745	\$0	\$8,029	\$50,854
,425	LASE	\$2,424	\$0	\$583	\$0	\$5,529	\$12,490
,943	LASE	\$5,927	\$0	\$1,429	\$0	\$13,551	\$30,628

Department: 03A - VETS Agency: 132 DVA - NORTHEAST LOUISIANA VETERANS HOME	STATE OF LOUISIANA Personnel Expenditure Planning Payroll Projection Report Detail Filled Positions by Program	PEP – FILLED DETAIL Fiscal Year 2025 - 2026 Report Date: 10/30/24
---	---	---

Funds Center	Fund	Position Number	Position Description	Employee Number	Employee Description	Job Number	Job Description	Commitment Item	Position Authorization
1321012900	1320000200	166302	PRACT NURSE/LICENSED, 3	00355498	TURKASSAL GRANT	10150020	PRACTICAL NURSE-LIC 3	5110010	TO
1321012900	1320000600	166302	PRACT NURSE/LICENSED, 3	00355498	TURKASSAL GRANT	10150020	PRACTICAL NURSE-LIC 3	5110010	TO
1321012900	1320000200	166297	PRACTICAL NURSE/LIC2	00355653	SYPPRESS COOKS	10150010	PRACTICAL NURSE-LIC 2	5110010	TO
1321012900	1320000600	166297	PRACTICAL NURSE/LIC2	00355653	SYPPRESS COOKS	10150010	PRACTICAL NURSE-LIC 2	5110010	TO
1321012300	1320000200	50376530	CUSTODIAN 2	00355972	SHAMIEKA JAMERSON	10100270	CUSTODIAN 2	5110010	TO
1321012300	1320000600	50376530	CUSTODIAN 2	00355972	SHAMIEKA JAMERSON	10100270	CUSTODIAN 2	5110010	TO
1321012700	1320000200	184917	NURSING ASST 2	00356321	LACEY DOUGLAS	10100400	NURSING ASST 2	5110010	TO
1321012700	1320000600	184917	NURSING ASST 2	00356321	LACEY DOUGLAS	10100400	NURSING ASST 2	5110010	TO
1321012300	1320000200	50451130	CUSTODIAN 2	00357842	ALEXIS ELMORE	10100270	CUSTODIAN 2	5110010	TO
1321012300	1320000600	50451130	CUSTODIAN 2	00357842	ALEXIS ELMORE	10100270	CUSTODIAN 2	5110010	TO
1321012200	1320000200	50345209	FOOD SERVICE SPEC 3	00357946	FELICIA JACKSON	10160930	FOOD SERVICE SPEC 3	5110010	TO
1321012200	1320000600	50345209	FOOD SERVICE SPEC 3	00357946	FELICIA JACKSON	10160930	FOOD SERVICE SPEC 3	5110010	TO
1321012700	1320000200	189530	NURSING ASST 2	00358356	MARCUS AMPY	10100400	NURSING ASST 2	5110010	TO
1321012700	1320000600	189530	NURSING ASST 2	00358356	MARCUS AMPY	10100400	NURSING ASST 2	5110010	TO
1321011100	1320000200	50557077	ACCOUNTANT 1	00359000	TERESA SMITH	10160180	ACCOUNTANT 1	5110010	TO
1321011100	1320000600	50557077	ACCOUNTANT 1	00359000	TERESA SMITH	10160180	ACCOUNTANT 1	5110010	TO
1321012800	1320000200	165947	ADMIN COORDINATOR 4	00359690	KAREN KELLUM	10168070	ADMIN COORDINATOR 4	5110010	TO
1321012800	1320000600	165947	ADMIN COORDINATOR 4	00359690	KAREN KELLUM	10168070	ADMIN COORDINATOR 4	5110010	TO
1321012700	1320000200	50544106	NURSING ASST 2	00359948	KELLY RICKS	20100400	NURSING ASST 2	5120010	NTO-WAE
1321012700	1320000600	50544106	NURSING ASST 2	00359948	KELLY RICKS	20100400	NURSING ASST 2	5120010	NTO-WAE
1321012900	1320000200	50319105	PRACT NURSE/LICENSED, 2	00359952	REGINA HICKS	10150010	PRACTICAL NURSE-LIC 2	5110010	TO
1321012900	1320000600	50319105	PRACT NURSE/LICENSED, 2	00359952	REGINA HICKS	10150010	PRACTICAL NURSE-LIC 2	5110010	TO

Department: 03A - VETS
 Agency: 132 DVA - NORTHEAST LOUISIANA VETERANS HOME

STATE OF LOUISIANA
Personnel Expenditure Planning
Payroll Projection Report Detail
Filled Positions by Program

PEP – FILLED DETAIL
 Fiscal Year 2025 - 2026
 Report Date: 10/30/24

Position Categorization	Pay Scale Group	Employee Count	Employee Allocation	Employee FTE	Salary + Current Year CPG	Market Adjustment (PERF ADJ)	CPG	Work Week Adjustments	Total Requested Salaries	Medicare	Social Security	Medica
CLASSIFIED	MS-511	.29	29%	100%	\$13,453	\$517	\$0	\$0	\$13,970	\$204	\$0	
CLASSIFIED	MS-511	.71	71%	100%	\$32,931	\$1,262	\$0	\$0	\$34,193	\$494	\$0	
CLASSIFIED	MS-510	.29	29%	100%	\$13,992	\$540	\$0	\$0	\$14,532	\$214	\$0	\$2
CLASSIFIED	MS-510	.71	71%	100%	\$34,237	\$1,310	\$0	\$0	\$35,547	\$512	\$0	\$5
CLASSIFIED	WS-203	.29	29%	100%	\$6,709	\$252	\$0	\$0	\$6,961	\$97	\$0	\$2
CLASSIFIED	WS-203	.71	71%	100%	\$16,441	\$636	\$0	\$0	\$17,077	\$252	\$0	\$5
CLASSIFIED	MS-505	.29	29%	100%	\$9,228	\$358	\$0	\$0	\$9,586	\$143	\$0	
CLASSIFIED	MS-505	.71	71%	100%	\$22,575	\$862	\$0	\$0	\$23,437	\$336	\$0	
CLASSIFIED	WS-203	.29	29%	100%	\$6,709	\$252	\$0	\$0	\$6,961	\$97	\$433	
CLASSIFIED	WS-203	.71	71%	100%	\$16,441	\$636	\$0	\$0	\$17,077	\$252	\$1,057	
CLASSIFIED	WS-205	.29	29%	100%	\$7,681	\$299	\$0	\$0	\$7,980	\$120	\$0	\$2
CLASSIFIED	WS-205	.71	71%	100%	\$18,818	\$718	\$0	\$0	\$19,536	\$279	\$0	\$5
CLASSIFIED	MS-505	.29	29%	100%	\$9,228	\$358	\$0	\$0	\$9,586	\$143	\$0	
CLASSIFIED	MS-505	.71	71%	100%	\$22,575	\$862	\$0	\$0	\$23,437	\$336	\$0	
CLASSIFIED	AS-612	.29	29%	100%	\$14,914	\$433	\$0	\$0	\$15,347	\$227	\$0	\$2
CLASSIFIED	AS-612	.71	71%	100%	\$36,524	\$1,047	\$0	\$0	\$37,571	\$540	\$0	\$5
CLASSIFIED	AS-611	.29	29%	100%	\$11,917	\$457	\$0	\$0	\$12,374	\$179	\$0	
CLASSIFIED	AS-611	.71	71%	100%	\$29,184	\$1,120	\$0	\$0	\$30,304	\$440	\$0	
CLASSIFIED	MS-505	.29	29%	100%	\$7,668	\$0	\$0	\$0	\$7,668	\$108	\$479	
CLASSIFIED	MS-505	.71	71%	100%	\$18,790	\$0	\$0	\$0	\$18,790	\$276	\$1,161	
CLASSIFIED	MS-510	.29	29%	100%	\$13,069	\$504	\$0	\$0	\$13,573	\$202	\$0	\$2
CLASSIFIED	MS-510	.71	71%	100%	\$32,005	\$1,225	\$0	\$0	\$33,230	\$477	\$0	\$5

Department: 03A - VETS Agency: 132 DVA - NORTHEAST LOUISIANA VETERANS HOME	STATE OF LOUISIANA Personnel Expenditure Planning Payroll Projection Report Detail Filled Positions by Program	PEP – FILLED DETAIL Fiscal Year 2025 - 2026 Report Date: 10/30/24
---	---	---

	RT Benefit Plan	Retirement	Life Insurance	Other Pays	Emoluments	Total Requested Benefits	Total Requested Salaries and Benefits
\$0	LAS5	\$4,849	\$0	\$4,284	\$0	\$9,337	\$23,307
\$0	LAS5	\$11,883	\$0	\$10,489	\$0	\$22,866	\$57,059
,425	LAS5	\$5,051	\$18	\$3,998	\$0	\$11,706	\$26,238
,943	LAS5	\$12,346	\$44	\$9,787	\$0	\$28,632	\$64,179
,425	LAS5	\$2,424	\$0	\$563	\$0	\$5,509	\$12,470
,943	LAS5	\$5,927	\$0	\$1,378	\$0	\$13,500	\$30,577
\$0	LAS5	\$3,324	\$0	\$2,142	\$0	\$5,609	\$15,195
\$0	LAS5	\$8,148	\$0	\$5,244	\$0	\$13,728	\$37,165
\$0	SSOC	\$0	\$0	\$308	\$0	\$838	\$7,799
\$0	SSOC	\$0	\$0	\$754	\$0	\$2,063	\$19,140
,425	LAS5	\$2,771	\$0	\$478	\$0	\$5,794	\$13,774
,943	LAS5	\$6,788	\$0	\$1,169	\$0	\$14,179	\$33,715
\$0	LAS5	\$3,324	\$0	\$1,119	\$0	\$4,586	\$14,172
\$0	LAS5	\$8,148	\$0	\$2,739	\$0	\$11,223	\$34,660
,425	LAS5	\$5,328	\$79	\$0	\$0	\$8,059	\$23,406
,943	LAS5	\$13,056	\$192	\$0	\$0	\$19,731	\$57,302
\$0	LAS5	\$4,295	\$0	\$0	\$0	\$4,474	\$16,848
\$0	LAS5	\$10,531	\$0	\$0	\$0	\$10,971	\$41,275
\$0	SSOC	\$0	\$0	\$392	\$0	\$979	\$8,647
\$0	SSOC	\$0	\$0	\$959	\$0	\$2,396	\$21,186
,425	LAS5	\$4,716	\$26	\$2,515	\$0	\$9,884	\$23,457
,943	LAS5	\$11,543	\$64	\$6,157	\$0	\$24,184	\$57,414

Department: 03A - VETS Agency: 132 DVA - NORTHEAST LOUISIANA VETERANS HOME	STATE OF LOUISIANA Personnel Expenditure Planning Payroll Projection Report Detail Filled Positions by Program	PEP – FILLED DETAIL Fiscal Year 2025 - 2026 Report Date: 10/30/24
---	---	---

Funds Center	Fund	Position Number	Position Description	Employee Number	Employee Description	Job Number	Job Description	Commitment Item	Position Authorization
1321012900	1320000200	50512143	PRACTICAL NURSE-LIC 3	00360176	NANCY BROADWAY	10150020	PRACTICAL NURSE-LIC 3	5110010	TO
1321012900	1320000600	50512143	PRACTICAL NURSE-LIC 3	00360176	NANCY BROADWAY	10150020	PRACTICAL NURSE-LIC 3	5110010	TO
1321011100	1320000200	165919	ACCOUNTING TECHNICIAN	00361151	CALEB HAMM	10139340	ACCOUNTING TECHNICIAN	5110010	TO
1321011100	1320000600	165919	ACCOUNTING TECHNICIAN	00361151	CALEB HAMM	10139340	ACCOUNTING TECHNICIAN	5110010	TO
1321012900	1320000200	166298	PRACT NURSE/LICENSED, 3	00361228	JESSICA JUNEAU	10150020	PRACTICAL NURSE-LIC 3	5110010	TO
1321012900	1320000600	166298	PRACT NURSE/LICENSED, 3	00361228	JESSICA JUNEAU	10150020	PRACTICAL NURSE-LIC 3	5110010	TO
1321012900	1320000200	166296	PRACT NURSE/LICENSED, 3	00361569	ELIZABETH FUTCH	10150020	PRACTICAL NURSE-LIC 3	5110010	TO
1321012900	1320000600	166296	PRACT NURSE/LICENSED, 3	00361569	ELIZABETH FUTCH	10150020	PRACTICAL NURSE-LIC 3	5110010	TO
1321012300	1320000200	50455941	CUSTODIAN 2	00361758	PIERRE LE BAS	10100270	CUSTODIAN 2	5110010	TO
1321012300	1320000600	50455941	CUSTODIAN 2	00361758	PIERRE LE BAS	10100270	CUSTODIAN 2	5110010	TO
1321011000	1320000200	165913	VETERANS ASSN COUNS 1	00361878	CHRISTOPHER VILLARREAL	10157540	VETERANS ASSN COUNS 1	5110010	TO
1321011000	1320000600	165913	VETERANS ASSN COUNS 1	00361878	CHRISTOPHER VILLARREAL	10157540	VETERANS ASSN COUNS 1	5110010	TO
1321011300	1320000200	50674078	HUMAN RESOURCES ANALYST A	00362010	RHONDA BLACK	10170800	HUMAN RESOURCES ANALYST A	5110010	TO
1321011300	1320000600	50674078	HUMAN RESOURCES ANALYST A	00362010	RHONDA BLACK	10170800	HUMAN RESOURCES ANALYST A	5110010	TO
1321012900	1320000200	166336	RN SUPERVISOR B	00362013	KYLE HORTON	10172640	RN SUPERVISOR B	5110010	TO
1321012900	1320000600	166336	RN SUPERVISOR B	00362013	KYLE HORTON	10172640	RN SUPERVISOR B	5110010	TO
1321012200	1320000200	165897	FOOD SERVICE SPEC 3	00362745	ASHLEY PEOPLES	10160930	FOOD SERVICE SPEC 3	5110010	TO
1321012200	1320000600	165897	FOOD SERVICE SPEC 3	00362745	ASHLEY PEOPLES	10160930	FOOD SERVICE SPEC 3	5110010	TO
1321012900	1320000200	50531429	RN SUPERVISOR A	00362886	JEREMY MCLELAND	20172630	RN SUPERVISOR A	5120010	NTO-WAE
1321012900	1320000600	50531429	RN SUPERVISOR A	00362886	JEREMY MCLELAND	20172630	RN SUPERVISOR A	5120010	NTO-WAE
1321012900	1320000200	50672462	PRACTICAL NURSE-LIC 3	00363185	BRENDA WILLIAMS	20150020	PRACTICAL NURSE-LIC 3	5120010	NTO-WAE
1321012900	1320000600	50672462	PRACTICAL NURSE-LIC 3	00363185	BRENDA WILLIAMS	20150020	PRACTICAL NURSE-LIC 3	5120010	NTO-WAE

Department: 03A - VETS
 Agency: 132 DVA - NORTHEAST LOUISIANA VETERANS HOME

STATE OF LOUISIANA
Personnel Expenditure Planning
Payroll Projection Report Detail
Filled Positions by Program

PEP – FILLED DETAIL
 Fiscal Year 2025 - 2026
 Report Date: 10/30/24

Position Categorization	Pay Scale Group	Employee Count	Employee Allocation	Employee FTE	Salary + Current Year CPG	Market Adjustment (PERF ADJ)	CPG	Work Week Adjustments	Total Requested Salaries	Medicare	Social Security	Medica
CLASSIFIED	MS-511	.29	29%	100%	\$13,453	\$517	\$0	\$0	\$13,970	\$204	\$0	
CLASSIFIED	MS-511	.71	71%	100%	\$32,931	\$1,262	\$0	\$0	\$34,193	\$494	\$0	
CLASSIFIED	AS-611	.29	29%	100%	\$11,461	\$445	\$0	\$0	\$11,906	\$178	\$0	\$
CLASSIFIED	AS-611	.71	71%	100%	\$28,059	\$1,071	\$0	\$0	\$29,130	\$417	\$0	\$2
CLASSIFIED	MS-511	.29	29%	100%	\$13,453	\$517	\$0	\$0	\$13,970	\$204	\$0	\$4
CLASSIFIED	MS-511	.71	71%	100%	\$32,931	\$1,262	\$0	\$0	\$34,193	\$494	\$0	\$11
CLASSIFIED	MS-511	.29	29%	100%	\$13,453	\$517	\$0	\$0	\$13,970	\$204	\$0	\$4
CLASSIFIED	MS-511	.71	71%	100%	\$32,931	\$1,262	\$0	\$0	\$34,193	\$494	\$0	\$11
CLASSIFIED	WS-203	.29	29%	100%	\$6,455	\$252	\$0	\$0	\$6,707	\$96	\$0	\$2
CLASSIFIED	WS-203	.71	71%	100%	\$15,801	\$602	\$0	\$0	\$16,403	\$239	\$0	\$5
CLASSIFIED	SS-410	.29	29%	100%	\$10,596	\$407	\$0	\$0	\$11,003	\$156	\$0	
CLASSIFIED	SS-410	.71	71%	100%	\$25,932	\$994	\$0	\$0	\$26,926	\$394	\$0	
CLASSIFIED	AS-612	.29	29%	100%	\$12,923	\$494	\$0	\$0	\$13,417	\$192	\$0	\$2
CLASSIFIED	AS-612	.71	71%	100%	\$31,631	\$1,215	\$0	\$0	\$32,846	\$479	\$0	\$5
CLASSIFIED	MS-520	.29	29%	100%	\$22,008	\$839	\$0	\$0	\$22,847	\$336	\$0	\$4
CLASSIFIED	MS-520	.71	71%	100%	\$53,891	\$2,072	\$0	\$0	\$55,963	\$807	\$0	\$11
CLASSIFIED	WS-205	.29	29%	100%	\$7,393	\$278	\$0	\$0	\$7,671	\$108	\$0	
CLASSIFIED	WS-205	.71	71%	100%	\$18,087	\$699	\$0	\$0	\$18,786	\$276	\$0	
CLASSIFIED	MS-519	.29	29%	100%	\$21,720	\$0	\$0	\$0	\$21,720	\$314	\$1,344	
CLASSIFIED	MS-519	.71	71%	100%	\$53,160	\$0	\$0	\$0	\$53,160	\$772	\$3,299	
CLASSIFIED	MS-511	.29	29%	100%	\$17,495	\$0	\$0	\$0	\$17,495	\$252	\$1,079	
CLASSIFIED	MS-511	.71	71%	100%	\$42,825	\$0	\$0	\$0	\$42,825	\$623	\$2,661	

Department: 03A - VETS Agency: 132 DVA - NORTHEAST LOUISIANA VETERANS HOME	STATE OF LOUISIANA Personnel Expenditure Planning Payroll Projection Report Detail Filled Positions by Program	PEP – FILLED DETAIL Fiscal Year 2025 - 2026 Report Date: 10/30/24
---	---	---

	RT Benefit Plan	Retirement	Life Insurance	Other Pays	Emoluments	Total Requested Benefits	Total Requested Salaries and Benefits
\$0	LAS5	\$4,849	\$0	\$2,450	\$0	\$7,503	\$21,473
\$0	LAS5	\$11,883	\$0	\$5,998	\$0	\$18,375	\$52,568
876	LAS5	\$4,140	\$6	\$0	\$0	\$5,200	\$17,106
,148	LAS5	\$10,116	\$14	\$0	\$0	\$12,695	\$41,825
,776	LAS5	\$4,849	\$7	\$1,961	\$0	\$11,797	\$25,767
,710	LAS5	\$11,883	\$17	\$4,801	\$0	\$28,905	\$63,098
,776	LAS5	\$4,849	\$10	\$1,718	\$0	\$11,557	\$25,527
,710	LAS5	\$11,883	\$26	\$4,206	\$0	\$28,319	\$62,512
,425	LAS5	\$2,328	\$0	\$177	\$0	\$5,026	\$11,733
,943	LAS5	\$5,700	\$0	\$435	\$0	\$12,317	\$28,720
\$0	LAS5	\$3,816	\$0	\$0	\$0	\$3,972	\$14,975
\$0	LAS5	\$9,360	\$0	\$0	\$0	\$9,754	\$36,680
,425	LAS5	\$4,657	\$0	\$0	\$0	\$7,274	\$20,691
,943	LAS5	\$11,415	\$0	\$0	\$0	\$17,837	\$50,683
,776	LAS5	\$7,942	\$6	\$951	\$0	\$14,011	\$36,858
,710	LAS5	\$19,437	\$15	\$2,329	\$0	\$34,298	\$90,261
\$0	LAS5	\$2,664	\$0	\$94	\$0	\$2,866	\$10,537
\$0	LAS5	\$6,527	\$0	\$231	\$0	\$7,034	\$25,820
\$0	SSOC	\$0	\$0	\$129	\$0	\$1,787	\$23,507
\$0	SSOC	\$0	\$0	\$315	\$0	\$4,386	\$57,546
\$0	SSOC	\$0	\$0	\$357	\$0	\$1,688	\$19,183
\$0	SSOC	\$0	\$0	\$875	\$0	\$4,159	\$46,984

Department: 03A - VETS Agency: 132 DVA - NORTHEAST LOUISIANA VETERANS HOME	STATE OF LOUISIANA Personnel Expenditure Planning Payroll Projection Report Detail Filled Positions by Program	PEP – FILLED DETAIL Fiscal Year 2025 - 2026 Report Date: 10/30/24
---	---	---

Funds Center	Fund	Position Number	Position Description	Employee Number	Employee Description	Job Number	Job Description	Commitment Item	Position Authorization
1321012700	1320000200	166286	NURSING ASST 2	00363339	LAKEZIEA MILES	10100400	NURSING ASST 2	5110010	TO
1321012700	1320000600	166286	NURSING ASST 2	00363339	LAKEZIEA MILES	10100400	NURSING ASST 2	5110010	TO
1321012200	1320000200	165905	FOOD SERVICE SPEC 3	00364014	SULLITA WILLIAMS	10160930	FOOD SERVICE SPEC 3	5110010	TO
1321012200	1320000600	165905	FOOD SERVICE SPEC 3	00364014	SULLITA WILLIAMS	10160930	FOOD SERVICE SPEC 3	5110010	TO
1321012300	1320000200	50366768	CUSTODIAN 2	00364133	KENDRICK THOMAS	10100270	CUSTODIAN 2	5110010	TO
1321012300	1320000600	50366768	CUSTODIAN 2	00364133	KENDRICK THOMAS	10100270	CUSTODIAN 2	5110010	TO
1321012900	1320000200	166304	PRACTICAL NURSE-LIC 3	00364318	ANGELA PERRY	10150020	PRACTICAL NURSE-LIC 3	5110010	TO
1321012900	1320000600	166304	PRACTICAL NURSE-LIC 3	00364318	ANGELA PERRY	10150020	PRACTICAL NURSE-LIC 3	5110010	TO
1321012700	1320000200	50493607	NURSING ASST 2	00364320	TANYA MATHIS	10100400	NURSING ASST 2	5110010	TO
1321012700	1320000600	50493607	NURSING ASST 2	00364320	TANYA MATHIS	10100400	NURSING ASST 2	5110010	TO
1321012700	1320000200	50601061	NURSING ASST 2	00364549	KISHA WHITTY	10100400	NURSING ASST 2	5110010	TO
1321012700	1320000600	50601061	NURSING ASST 2	00364549	KISHA WHITTY	10100400	NURSING ASST 2	5110010	TO
1321012200	1320000200	50361514	FOOD SERVICE SPEC 3	00364558	JA'KEITHA BISHOP	10160930	FOOD SERVICE SPEC 3	5110010	TO
1321012200	1320000600	50361514	FOOD SERVICE SPEC 3	00364558	JA'KEITHA BISHOP	10160930	FOOD SERVICE SPEC 3	5110010	TO
1321012900	1320000200	50625600	RN 2	00364710	REGINA POSTELL HICKS	20112240	RN 2	5120010	NTO-WAE
1321012900	1320000600	50625600	RN 2	00364710	REGINA POSTELL HICKS	20112240	RN 2	5120010	NTO-WAE
1321012700	1320000200	166271	NURSING ASST 2	00364713	LAMESHIA THOMAS	10100400	NURSING ASST 2	5110010	TO
1321012700	1320000600	166271	NURSING ASST 2	00364713	LAMESHIA THOMAS	10100400	NURSING ASST 2	5110010	TO
1321012900	1320000200	50321982	RN/SUPV A	00365396	CATHERINE MILLER	10172630	RN SUPERVISOR A	5110010	TO
1321012900	1320000600	50321982	RN/SUPV A	00365396	CATHERINE MILLER	10172630	RN SUPERVISOR A	5110010	TO
1321012900	1320000200	50665751	PRACTICAL NURSE-LIC 1	00365425	CAYLI CHRISTMAS	20150000	PRACTICAL NURSE-LIC 1	5120010	NTO-WAE
1321012900	1320000600	50665751	PRACTICAL NURSE-LIC 1	00365425	CAYLI CHRISTMAS	20150000	PRACTICAL NURSE-LIC 1	5120010	NTO-WAE

Department: 03A - VETS Agency: 132 DVA - NORTHEAST LOUISIANA VETERANS HOME	STATE OF LOUISIANA Personnel Expenditure Planning Payroll Projection Report Detail Filled Positions by Program	PEP – FILLED DETAIL Fiscal Year 2025 - 2026 Report Date: 10/30/24
---	---	---

Position Categorization	Pay Scale Group	Employee Count	Employee Allocation	Employee FTE	Salary + Current Year CPG	Market Adjustment (PERF ADJ)	CPG	Work Week Adjustments	Total Requested Salaries	Medicare	Social Security	Medica
CLASSIFIED	MS-505	.29	29%	100%	\$8,868	\$336	\$0	\$0	\$9,204	\$133	\$0	
CLASSIFIED	MS-505	.71	71%	100%	\$21,708	\$837	\$0	\$0	\$22,545	\$327	\$0	
CLASSIFIED	WS-205	.29	29%	100%	\$7,393	\$278	\$0	\$0	\$7,671	\$108	\$0	
CLASSIFIED	WS-205	.71	71%	100%	\$18,087	\$699	\$0	\$0	\$18,786	\$276	\$0	
CLASSIFIED	WS-203	.29	29%	100%	\$6,455	\$252	\$0	\$0	\$6,707	\$96	\$0	
CLASSIFIED	WS-203	.71	71%	100%	\$15,801	\$602	\$0	\$0	\$16,403	\$239	\$0	
CLASSIFIED	MS-511	.29	29%	100%	\$13,453	\$517	\$0	\$0	\$13,970	\$204	\$0	\$4
CLASSIFIED	MS-511	.71	71%	100%	\$32,931	\$1,262	\$0	\$0	\$34,193	\$494	\$0	\$10
CLASSIFIED	MS-505	.29	29%	100%	\$8,868	\$336	\$0	\$0	\$9,204	\$133	\$0	\$2
CLASSIFIED	MS-505	.71	71%	100%	\$21,708	\$837	\$0	\$0	\$22,545	\$327	\$0	\$5
CLASSIFIED	MS-505	.21	21%	100%	\$6,420	\$251	\$0	\$0	\$6,671	\$97	\$0	
CLASSIFIED	MS-505	.79	79%	100%	\$24,156	\$922	\$0	\$0	\$25,078	\$363	\$0	
CLASSIFIED	WS-205	.29	29%	100%	\$7,393	\$278	\$0	\$0	\$7,671	\$108	\$0	
CLASSIFIED	WS-205	.71	71%	100%	\$18,087	\$699	\$0	\$0	\$18,786	\$276	\$0	
CLASSIFIED	MS-516	.29	29%	100%	\$24,133	\$0	\$0	\$0	\$24,133	\$347	\$1,499	
CLASSIFIED	MS-516	.71	71%	100%	\$59,067	\$0	\$0	\$0	\$59,067	\$859	\$3,659	
CLASSIFIED	MS-505	.29	29%	100%	\$8,868	\$336	\$0	\$0	\$9,204	\$133	\$0	
CLASSIFIED	MS-505	.71	71%	100%	\$21,708	\$837	\$0	\$0	\$22,545	\$327	\$0	
CLASSIFIED	MS-519	.29	29%	100%	\$20,459	\$782	\$0	\$0	\$21,241	\$313	\$0	\$2
CLASSIFIED	MS-519	.71	71%	100%	\$50,074	\$1,924	\$0	\$0	\$51,998	\$749	\$0	\$6
CLASSIFIED	MS-509	.29	29%	100%	\$13,871	\$0	\$0	\$0	\$13,871	\$203	\$864	
CLASSIFIED	MS-509	.71	71%	100%	\$33,969	\$0	\$0	\$0	\$33,969	\$491	\$2,102	

Department: 03A - VETS Agency: 132 DVA - NORTHEAST LOUISIANA VETERANS HOME	STATE OF LOUISIANA Personnel Expenditure Planning Payroll Projection Report Detail Filled Positions by Program	PEP – FILLED DETAIL Fiscal Year 2025 - 2026 Report Date: 10/30/24
---	---	---

	RT Benefit Plan	Retirement	Life Insurance	Other Pays	Emoluments	Total Requested Benefits	Total Requested Salaries and Benefits
\$0	LAS5	\$3,204	\$0	\$353	\$0	\$3,690	\$12,894
\$0	LAS5	\$7,826	\$0	\$865	\$0	\$9,018	\$31,563
\$0	LAS5	\$2,664	\$0	\$2	\$0	\$2,774	\$10,445
\$0	LAS5	\$6,527	\$0	\$6	\$0	\$6,809	\$25,595
\$0	LAS5	\$2,328	\$0	\$0	\$0	\$2,424	\$9,131
\$0	LAS5	\$5,700	\$0	\$0	\$0	\$5,939	\$22,342
,247	LAS5	\$4,849	\$0	\$0	\$0	\$9,300	\$23,270
,391	LAS5	\$11,883	\$0	\$0	\$0	\$22,768	\$56,961
,425	LAS5	\$3,204	\$0	\$0	\$0	\$5,762	\$14,966
,943	LAS5	\$7,826	\$0	\$0	\$0	\$14,096	\$36,641
\$0	LAS5	\$2,316	\$0	\$0	\$0	\$2,413	\$9,084
\$0	LAS5	\$8,714	\$0	\$0	\$0	\$9,077	\$34,155
\$0	LAS5	\$2,664	\$0	\$0	\$0	\$2,772	\$10,443
\$0	LAS5	\$6,527	\$0	\$0	\$0	\$6,803	\$25,589
\$0	SSOC	\$0	\$0	\$0	\$0	\$1,846	\$25,979
\$0	SSOC	\$0	\$0	\$0	\$0	\$4,518	\$63,585
\$0	LAS5	\$3,204	\$0	\$0	\$0	\$3,337	\$12,541
\$0	LAS5	\$7,826	\$0	\$0	\$0	\$8,153	\$30,698
,653	TRSL	\$4,571	\$0	\$0	\$0	\$7,537	\$28,778
,493	TRSL	\$11,183	\$0	\$0	\$0	\$18,425	\$70,423
\$0	SSOC	\$0	\$0	\$0	\$0	\$1,067	\$14,938
\$0	SSOC	\$0	\$0	\$0	\$0	\$2,593	\$36,562

Department: 03A - VETS
 Agency: 132 DVA - NORTHEAST LOUISIANA VETERANS HOME

STATE OF LOUISIANA
Personnel Expenditure Planning
Payroll Projection Report Detail
Filled Positions by Program

PEP – FILLED DETAIL
 Fiscal Year 2025 - 2026
 Report Date: 10/30/24

Funds Center	Fund	Position Number	Position Description	Employee Number	Employee Description	Job Number	Job Description	Commitment Item	Position Authorization
1321012700	1320000200	50526587	NURSING ASST 2	00365609	KASEY JONES	20100400	NURSING ASST 2	5120010	NTO-WAE
1321012700	1320000600	50526587	NURSING ASST 2	00365609	KASEY JONES	20100400	NURSING ASST 2	5120010	NTO-WAE
1321012700	1320000200	166284	NURSING ASST 2	00365611	BRENDA COOK	10100400	NURSING ASST 2	5110010	TO
1321012700	1320000600	166284	NURSING ASST 2	00365611	BRENDA COOK	10100400	NURSING ASST 2	5110010	TO
1321011100	1320000200	165918	ACCOUNTING TECHNICIAN	00365614	JOHNNY WELLS III	10139340	ACCOUNTING TECHNICIAN	5110010	TO
1321011100	1320000600	165918	ACCOUNTING TECHNICIAN	00365614	JOHNNY WELLS III	10139340	ACCOUNTING TECHNICIAN	5110010	TO
1321012700	1320000200	166273	NURSING ASST 1	00365756	KACEY MARKCOM	10100360	NURSING ASST 1	5110010	TO
1321012700	1320000600	166273	NURSING ASST 1	00365756	KACEY MARKCOM	10100360	NURSING ASST 1	5110010	TO

Department: 03A - VETS		STATE OF LOUISIANA										PEP – FILLED DETAIL		
Agency: 132 DVA - NORTHEAST LOUISIANA VETERANS HOME		Personnel Expenditure Planning Payroll Projection Report Detail Filled Positions by Program										Fiscal Year 2025 - 2026		
													Report Date: 10/30/24	
Position Categorization	Pay Scale Group	Employee Count	Employee Allocation	Employee FTE	Salary + Current Year CPG	Market Adjustment (PERF ADJ)	CPG	Work Week Adjustments	Total Requested Salaries	Medicare	Social Security	Medica		
CLASSIFIED	MS-505	.29	29%	100%	\$8,868	\$0	\$0	\$0	\$8,868	\$131	\$552			
CLASSIFIED	MS-505	.71	71%	100%	\$21,708	\$0	\$0	\$0	\$21,708	\$312	\$1,344			
CLASSIFIED	MS-505	.29	29%	100%	\$8,868	\$336	\$0	\$0	\$9,204	\$133	\$0			
CLASSIFIED	MS-505	.71	71%	100%	\$21,708	\$837	\$0	\$0	\$22,545	\$327	\$0			
CLASSIFIED	AS-611	.29	14%	100%	\$11,461	\$445	\$0	\$0	\$11,906	\$178	\$0			
CLASSIFIED	AS-611	.71	35%	100%	\$28,059	\$1,071	\$0	\$0	\$29,130	\$417	\$0			
CLASSIFIED	MS-504	.29	29%	100%	\$8,290	\$314	\$0	\$0	\$8,604	\$120	\$0			
CLASSIFIED	MS-504	.71	71%	100%	\$20,289	\$782	\$0	\$0	\$21,071	\$310	\$0			
1321 Total:		159			\$6,865,008	\$220,976	\$0	\$0	\$7,085,984	\$102,745	\$64,616	\$819		

Department: 03A - VETS Agency: 132 DVA - NORTHEAST LOUISIANA VETERANS HOME	STATE OF LOUISIANA Personnel Expenditure Planning Payroll Projection Report Detail Filled Positions by Program	PEP – FILLED DETAIL Fiscal Year 2025 - 2026 Report Date: 10/30/24
---	---	---

	RT Benefit Plan	Retirement	Life Insurance	Other Pays	Emoluments	Total Requested Benefits	Total Requested Salaries and Benefits
\$0	SSOC	\$0	\$0	\$0	\$0	\$683	\$9,551
\$0	SSOC	\$0	\$0	\$0	\$0	\$1,656	\$23,364
\$0	LAS5	\$3,204	\$0	\$0	\$0	\$3,337	\$12,541
\$0	LAS5	\$7,826	\$0	\$0	\$0	\$8,153	\$30,698
\$0	LAS5	\$4,140	\$0	\$0	\$0	\$4,318	\$16,224
\$0	LAS5	\$10,116	\$0	\$0	\$0	\$10,533	\$39,663
\$0	LAS5	\$2,988	\$0	\$0	\$0	\$3,108	\$11,712
\$0	LAS5	\$7,321	\$0	\$0	\$0	\$7,631	\$28,702
685		\$2,064,300	\$4,852	\$635,873	\$0	\$3,692,071	\$10,778,055

Department: 03A - VETS Agency: 132 DVA - NORTHEAST LOUISIANA VETERANS HOME	STATE OF LOUISIANA Personnel Expenditure Planning Payroll Projection Report Detail Vacant Positions by Program	PEP – VACANT DETAIL Fiscal Year 2025 - 2026 Report Date: 10/30/24
---	---	---

1321 - Northeast Louisiana Veterans Home

Funds Center	Fund	Position Number	Position Description	Employee Number	Job Number	Job Description	Commitment Item	Position Authorization	Position Categorization	
1321011000	1320000200	50649486	ADMIN COORDINATOR 2	Vacant	10168050	ADMIN COORDINATOR 2	5110010	TO	CLASSIFIED	AS-
1321011000	1320000600	50649486	ADMIN COORDINATOR 2	Vacant	10168050	ADMIN COORDINATOR 2	5110010	TO	CLASSIFIED	AS-
1321011200	1320000200	165926	MAINTENANCE FOREMAN	Vacant	10129230	MAINTENANCE FOREMAN	5110010	TO	CLASSIFIED	WS-
1321011200	1320000600	165926	MAINTENANCE FOREMAN	Vacant	10129230	MAINTENANCE FOREMAN	5110010	TO	CLASSIFIED	WS-
1321011300	1320000200	165859	HUMAN RESOURCES SPECIALIST	Vacant	10170960	HUMAN RESOURCES SPECIALIST	5110010	TO	CLASSIFIED	AS-
1321011300	1320000600	165859	HUMAN RESOURCES SPECIALIST	Vacant	10170960	HUMAN RESOURCES SPECIALIST	5110010	TO	CLASSIFIED	AS-
1321012100	1320000200	166245	THERAPEUTIC REC SPEC2	Vacant	10153270	THERAPEUTIC REC SPEC 2	5110010	TO	CLASSIFIED	SS-
1321012100	1320000600	166245	THERAPEUTIC REC SPEC2	Vacant	10153270	THERAPEUTIC REC SPEC 2	5110010	TO	CLASSIFIED	SS-
1321012200	1320000200	165890	REGIST DIET/NUTR SVCS DIR	Vacant	10123290	REG DIETITIAN-NUTR SVC DR	5110010	TO	CLASSIFIED	MS-
1321012200	1320000200	165894	FOOD SERVICE SPEC 3	Vacant	10160930	FOOD SERVICE SPEC 3	5110010	TO	CLASSIFIED	WS-
1321012200	1320000600	165890	REGIST DIET/NUTR SVCS DIR	Vacant	10123290	REG DIETITIAN-NUTR SVC DR	5110010	TO	CLASSIFIED	MS-
1321012200	1320000600	165894	FOOD SERVICE SPEC 3	Vacant	10160930	FOOD SERVICE SPEC 3	5110010	TO	CLASSIFIED	WS-
1321012700	1320000200	166268	NURSING ASST 2	Vacant	10100400	NURSING ASST 2	5110010	TO	CLASSIFIED	MS-
1321012700	1320000200	166269	NURSING ASST 2	Vacant	10100400	NURSING ASST 2	5110010	TO	CLASSIFIED	MS-
1321012700	1320000200	166274	NURSING ASST 2	Vacant	10100400	NURSING ASST 2	5110010	TO	CLASSIFIED	MS-
1321012700	1320000200	166278	NURSING ASST 2	Vacant	10100400	NURSING ASST 2	5110010	TO	CLASSIFIED	MS-
1321012700	1320000200	166285	PSYCHIATRIC AIDE SUPV 2	Vacant	10100480	PSYCHIATRIC AIDE SUPV 2	5110010	TO	CLASSIFIED	SS-
1321012700	1320000200	166344	PSYCH AIDE SUPERVISOR 2	Vacant	10100480	PSYCHIATRIC AIDE SUPV 2	5110010	TO	CLASSIFIED	SS-
1321012700	1320000200	189528	NURSING ASST 2	Vacant	10100400	NURSING ASST 2	5110010	TO	CLASSIFIED	MS-
1321012700	1320000200	50385878	NURSING ASST 2	Vacant	10100400	NURSING ASST 2	5110010	TO	CLASSIFIED	MS-
1321012700	1320000200	50408382	PSYCH AIDE SUPERVISOR 1	Vacant	10100500	PSYCHIATRIC AIDE SUPV 1	5110010	TO	CLASSIFIED	SS-

Department: 03A - VETS

Agency: 132 DVA - NORTHEAST LOUISIANA VETERANS HOME

STATE OF LOUISIANA
Personnel Expenditure Planning
Payroll Projection Report Detail
Vacant Positions by Program

PEP – VACANT DETAIL

Fiscal Year 2025 - 2026

Report Date: 10/30/24

Pay Scale Group	Employee Count	Employee Allocation	Salary	Total Requested Salaries	Medicare	Life Insurance	Medical	RT Benefit Plan	Retirement	Total Requested Benefits	Total Requested Salaries and Benefits
307	.29	29%	\$9,670	\$9,670	\$144	\$84	\$4,247	LAS5	\$3,361	\$7,836	\$17,506
307	.71	71%	\$23,672	\$23,672	\$339	\$216	\$10,391	LAS5	\$8,222	\$19,168	\$42,840
215	.29	29%	\$20,353	\$20,353	\$299	\$84	\$4,247	LAS5	\$7,069	\$11,699	\$32,052
215	.71	71%	\$49,816	\$49,816	\$718	\$216	\$10,391	LAS5	\$17,308	\$28,633	\$78,449
317	.29	29%	\$20,111	\$20,111	\$288	\$84	\$4,247	LAS5	\$6,985	\$11,604	\$31,715
317	.71	71%	\$49,257	\$49,257	\$718	\$216	\$10,391	LAS5	\$17,113	\$28,438	\$77,695
410	.29	29%	\$13,558	\$13,558	\$194	\$84	\$4,247	LAS5	\$4,715	\$9,240	\$22,798
410	.71	71%	\$33,200	\$33,200	\$484	\$216	\$10,391	LAS5	\$11,529	\$22,620	\$55,820
517	.29	29%	\$23,304	\$23,304	\$336	\$84	\$4,247	LAS5	\$8,100	\$12,767	\$36,071
205	.29	29%	\$10,343	\$10,343	\$145	\$84	\$4,247	LAS5	\$3,599	\$8,075	\$18,418
517	.71	71%	\$57,047	\$57,047	\$829	\$216	\$10,391	LAS5	\$19,814	\$31,250	\$88,297
205	.71	71%	\$25,329	\$25,329	\$372	\$216	\$10,391	LAS5	\$8,794	\$19,773	\$45,102
505	.29	29%	\$10,343	\$10,343	\$145	\$84	\$4,247	LAS5	\$3,599	\$8,075	\$18,418
505	.29	29%	\$10,343	\$10,343	\$145	\$84	\$4,247	LAS5	\$3,599	\$8,075	\$18,418
505	.29	29%	\$10,343	\$10,343	\$145	\$84	\$4,247	LAS5	\$3,599	\$8,075	\$18,418
505	.29	29%	\$10,343	\$10,343	\$145	\$84	\$4,247	LAS5	\$3,599	\$8,075	\$18,418
408	.29	29%	\$11,845	\$11,845	\$169	\$84	\$4,247	LAS5	\$4,117	\$8,617	\$20,462
408	.29	29%	\$11,845	\$11,845	\$169	\$84	\$4,247	LAS5	\$4,117	\$8,617	\$20,462
505	.29	29%	\$10,343	\$10,343	\$145	\$84	\$4,247	LAS5	\$3,599	\$8,075	\$18,418
505	.29	29%	\$10,343	\$10,343	\$145	\$84	\$4,247	LAS5	\$3,599	\$8,075	\$18,418
406	.29	29%	\$10,343	\$10,343	\$145	\$84	\$4,247	LAS5	\$3,599	\$8,075	\$18,418

Department: 03A - VETS Agency: 132 DVA - NORTHEAST LOUISIANA VETERANS HOME	STATE OF LOUISIANA Personnel Expenditure Planning Payroll Projection Report Detail Vacant Positions by Program	PEP – VACANT DETAIL Fiscal Year 2025 - 2026 Report Date: 10/30/24
---	---	---

Funds Center	Fund	Position Number	Position Description	Employee Number	Job Number	Job Description	Commitment Item	Position Authorization	Position Categorization	
1321012700	1320000600	166268	NURSING ASST 2	Vacant	10100400	NURSING ASST 2	5110010	TO	CLASSIFIED	MS-
1321012700	1320000600	166269	NURSING ASST 2	Vacant	10100400	NURSING ASST 2	5110010	TO	CLASSIFIED	MS-
1321012700	1320000600	166274	NURSING ASST 2	Vacant	10100400	NURSING ASST 2	5110010	TO	CLASSIFIED	MS-
1321012700	1320000600	166278	NURSING ASST 2	Vacant	10100400	NURSING ASST 2	5110010	TO	CLASSIFIED	MS-
1321012700	1320000600	189528	NURSING ASST 2	Vacant	10100400	NURSING ASST 2	5110010	TO	CLASSIFIED	MS-
1321012700	1320000600	50385878	NURSING ASST 2	Vacant	10100400	NURSING ASST 2	5110010	TO	CLASSIFIED	MS-
1321012700	1320000600	50408382	PSYCH AIDE SUPERVISOR 1	Vacant	10100500	PSYCHIATRIC AIDE SUPV 1	5110010	TO	CLASSIFIED	SS-
1321012700	F100000000	166285	PSYCHIATRIC AIDE SUPV 2	Vacant	10100480	PSYCHIATRIC AIDE SUPV 2	5110010	TO	CLASSIFIED	SS-
1321012700	F100000000	166344	PSYCH AIDE SUPERVISOR 2	Vacant	10100480	PSYCHIATRIC AIDE SUPV 2	5110010	TO	CLASSIFIED	SS-
1321012900	1320000200	166256	PRACT NURSE/LICENSED, 3	Vacant	10150020	PRACTICAL NURSE-LIC 3	5110010	TO	CLASSIFIED	MS-
1321012900	1320000200	166300	PRACT NURSE/LICENSED, 1	Vacant	10150000	PRACTICAL NURSE-LIC 1	5110010	TO	CLASSIFIED	MS-
1321012900	1320000200	189763	RN/SUPV A	Vacant	10172630	RN SUPERVISOR A	5110010	TO	CLASSIFIED	MS-
1321012900	1320000200	50370586	PR NURSE LIC 3	Vacant	10150020	PRACTICAL NURSE-LIC 3	5110010	TO	CLASSIFIED	MS-
1321012900	1320000200	50668963	RN 1	Vacant	10112220	RN 1	5110010	TO	CLASSIFIED	MS-
1321012900	1320000600	166256	PRACT NURSE/LICENSED, 3	Vacant	10150020	PRACTICAL NURSE-LIC 3	5110010	TO	CLASSIFIED	MS-
1321012900	1320000600	166300	PRACT NURSE/LICENSED, 1	Vacant	10150000	PRACTICAL NURSE-LIC 1	5110010	TO	CLASSIFIED	MS-
1321012900	1320000600	189763	RN/SUPV A	Vacant	10172630	RN SUPERVISOR A	5110010	TO	CLASSIFIED	MS-
1321012900	1320000600	50370586	PR NURSE LIC 3	Vacant	10150020	PRACTICAL NURSE-LIC 3	5110010	TO	CLASSIFIED	MS-
1321012900	1320000600	50668963	RN 1	Vacant	10112220	RN 1	5110010	TO	CLASSIFIED	MS-
										132

Department: 03A - VETS Agency: 132 DVA - NORTHEAST LOUISIANA VETERANS HOME	STATE OF LOUISIANA Personnel Expenditure Planning Payroll Projection Report Detail Vacant Positions by Program	PEP – VACANT DETAIL Fiscal Year 2025 - 2026 Report Date: 10/30/24
---	---	---

Pay Scale Group	Employee Count	Employee Allocation	Salary	Total Requested Salaries	Medicare	Life Insurance	Medical	RT Benefit Plan	Retirement	Total Requested Benefits	Total Requested Salaries and Benefits
505	.71	71%	\$25,329	\$25,329	\$372	\$216	\$10,391	LAS5	\$8,794	\$19,773	\$45,102
505	.71	71%	\$25,329	\$25,329	\$372	\$216	\$10,391	LAS5	\$8,794	\$19,773	\$45,102
505	.71	71%	\$25,329	\$25,329	\$372	\$216	\$10,391	LAS5	\$8,794	\$19,773	\$45,102
505	.71	71%	\$25,329	\$25,329	\$372	\$216	\$10,391	LAS5	\$8,794	\$19,773	\$45,102
505	.71	71%	\$25,329	\$25,329	\$372	\$216	\$10,391	LAS5	\$8,794	\$19,773	\$45,102
505	.71	71%	\$25,329	\$25,329	\$372	\$216	\$10,391	LAS5	\$8,794	\$19,773	\$45,102
406	.71	71%	\$25,329	\$25,329	\$372	\$216	\$10,391	LAS5	\$8,794	\$19,773	\$45,102
408	.71	71%	\$28,996	\$28,996	\$423	\$216	\$10,391	LAS5	\$10,071	\$21,101	\$50,097
408	.71	71%	\$28,996	\$28,996	\$423	\$216	\$10,391	LAS5	\$10,071	\$21,101	\$50,097
511	.29	29%	\$15,516	\$15,516	\$227	\$84	\$4,247	LAS5	\$5,389	\$9,947	\$25,463
509	.21	21%	\$9,815	\$9,815	\$145	\$60	\$3,072	LAS5	\$3,408	\$6,685	\$16,500
519	.21	21%	\$19,319	\$19,319	\$277	\$60	\$3,072	LAS5	\$6,709	\$10,118	\$29,437
511	.29	29%	\$15,516	\$15,516	\$227	\$84	\$4,247	LAS5	\$5,389	\$9,947	\$25,463
515	.29	29%	\$20,353	\$20,353	\$299	\$84	\$4,247	LAS5	\$7,069	\$11,699	\$32,052
511	.71	71%	\$38,002	\$38,002	\$549	\$216	\$10,391	LAS5	\$13,203	\$24,359	\$62,361
509	.79	79%	\$36,943	\$36,943	\$533	\$240	\$11,566	LAS5	\$12,836	\$25,175	\$62,118
519	.79	79%	\$72,679	\$72,679	\$1,057	\$240	\$11,566	LAS5	\$25,251	\$38,114	\$110,793
511	.71	71%	\$38,002	\$38,002	\$549	\$216	\$10,391	LAS5	\$13,203	\$24,359	\$62,361
515	.71	71%	\$49,816	\$49,816	\$718	\$216	\$10,391	LAS5	\$17,308	\$28,633	\$78,449
I Total:	20		\$983,007	\$983,007	\$14,250	\$6,000	\$292,760		\$341,501	\$654,511	\$1,637,518

Department: 03A - VETS Agency: 132 DVA - NORTHEAST LOUISIANA VETERANS HOME	STATE OF LOUISIANA Personnel Expenditure Planning Payroll Projection Report Detail Filled Positions by Program and Authorization	PEP – FILLED AUTH Fiscal Year 2025 - 2026 Report Date: 10/30/24
---	---	---

1321 - Northeast Louisiana Veterans Home

Funds Center	Fund	Position Number	Position Description	Employee Number	Employee Description	Job Number	Job Description	Commitment Item	A
1321012200	1320000200	50321202	FOOD SERVICE SPEC 7	00001767	RAQUEL REEVES	10169560	FOOD SERVICE SPEC 7	5110010	TO
1321012200	1320000600	50321202	FOOD SERVICE SPEC 7	00001767	RAQUEL REEVES	10169560	FOOD SERVICE SPEC 7	5110010	TO
1321012700	1320000200	166276	NURSING ASST 2	00007475	VERUSKA ROBINSON	10100400	NURSING ASST 2	5110010	TO
1321012700	1320000600	166276	NURSING ASST 2	00007475	VERUSKA ROBINSON	10100400	NURSING ASST 2	5110010	TO
1321012700	1320000200	50574302	NURSING ASST 2	00007767	DEMITRI REYNOLDS	10100400	NURSING ASST 2	5110010	TO
1321012700	1320000600	50574302	NURSING ASST 2	00007767	DEMITRI REYNOLDS	10100400	NURSING ASST 2	5110010	TO
1321012700	1320000200	184920	NURSING ASST 2	00008082	CLARA GREEN	10100400	NURSING ASST 2	5110010	TO
1321012700	1320000600	184920	NURSING ASST 2	00008082	CLARA GREEN	10100400	NURSING ASST 2	5110010	TO
1321011000	1320000200	165914	ADMIN COORDINATOR 3	00015133	SHARON LAWSON	10168060	ADMIN COORDINATOR 3	5110010	TO
1321011000	1320000600	165914	ADMIN COORDINATOR 3	00015133	SHARON LAWSON	10168060	ADMIN COORDINATOR 3	5110010	TO
1321012900	1320000200	166303	PRACT NURSE/LICENSED, 3	00020503	WILLIE GREEN	10150020	PRACTICAL NURSE-LIC 3	5110010	TO
1321012900	1320000600	166303	PRACT NURSE/LICENSED, 3	00020503	WILLIE GREEN	10150020	PRACTICAL NURSE-LIC 3	5110010	TO
1321012700	1320000200	50601060	NURSING ASST 2	00020775	SHELINE MASSEY	10100400	NURSING ASST 2	5110010	TO
1321012800	1320000200	50625259	ADMIN COORDINATOR 3	00088339	KATHY ROSS	10168060	ADMIN COORDINATOR 3	5110010	TO
1321012800	1320000600	50625259	ADMIN COORDINATOR 3	00088339	KATHY ROSS	10168060	ADMIN COORDINATOR 3	5110010	TO
1321012700	1320000200	166280	NURSING ASST 2	00088367	ROSALYN BANKS	10100400	NURSING ASST 2	5110010	TO
1321012700	1320000600	166280	NURSING ASST 2	00088367	ROSALYN BANKS	10100400	NURSING ASST 2	5110010	TO
1321012700	1320000200	181884	PSYCHIATRIC AIDE SUPV 1	00099443	ELIZABETH WHITE CARR	10100500	PSYCHIATRIC AIDE SUPV 1	5110010	TO
1321012700	1320000600	181884	PSYCHIATRIC AIDE SUPV 1	00099443	ELIZABETH WHITE CARR	10100500	PSYCHIATRIC AIDE SUPV 1	5110010	TO
1321012800	1320000200	189865	ADMIN COORDINATOR 4	00099447	RACHEL PATRICK	10168070	ADMIN COORDINATOR 4	5110010	TO
1321012800	1320000600	189865	ADMIN COORDINATOR 4	00099447	RACHEL PATRICK	10168070	ADMIN COORDINATOR 4	5110010	TO

Department: 03A - VETS

Agency: 132 DVA - NORTHEAST LOUISIANA VETERANS HOME

STATE OF LOUISIANA
Personnel Expenditure Planning
Payroll Projection Report Detail
Filled Positions by Program and Authorization

PEP – FILLED AUTH

Fiscal Year 2025 - 2026

Report Date: 10/30/24

Position Authorization	Position Categorization	Pay Scale Group	Employee Count	Employee Allocation	Employee FTE	Salary + Current Year CPG	Market Adjustment (PERF ADJ)	CPG	Work Week Adjustments	Total Requested Salaries	Medicare	Social Security	M
	CLASSIFIED	WS-211	.29	29%	100%	\$12,539	\$481	\$0	\$0	\$13,020	\$193	\$0	
	CLASSIFIED	WS-211	.71	71%	100%	\$30,704	\$1,178	\$0	\$0	\$31,882	\$458	\$0	
	CLASSIFIED	MS-505	.29	29%	100%	\$8,868	\$336	\$0	\$0	\$9,204	\$133	\$0	
	CLASSIFIED	MS-505	.71	71%	100%	\$21,708	\$837	\$0	\$0	\$22,545	\$327	\$0	
	CLASSIFIED	MS-505	.29	29%	100%	\$9,242	\$359	\$0	\$0	\$9,601	\$144	\$0	
	CLASSIFIED	MS-505	.71	71%	100%	\$22,624	\$863	\$0	\$0	\$23,487	\$336	\$0	
	CLASSIFIED	MS-505	.29	29%	100%	\$10,656	\$312	\$0	\$0	\$10,968	\$155	\$0	
	CLASSIFIED	MS-505	.71	71%	100%	\$26,098	\$745	\$0	\$0	\$26,843	\$393	\$0	
	CLASSIFIED	AS-609	.29	29%	100%	\$11,519	\$336	\$0	\$0	\$11,855	\$169	\$0	
	CLASSIFIED	AS-609	.71	71%	100%	\$28,188	\$806	\$0	\$0	\$28,994	\$423	\$0	
	CLASSIFIED	MS-511	.29	29%	100%	\$13,990	\$540	\$0	\$0	\$14,530	\$214	\$0	
	CLASSIFIED	MS-511	.71	71%	100%	\$34,245	\$1,310	\$0	\$0	\$35,555	\$512	\$0	
	CLASSIFIED	MS-505	1	100%	100%	\$30,576	\$1,173	\$0	\$0	\$31,749	\$460	\$0	
	CLASSIFIED	AS-609	.29	29%	100%	\$10,190	\$386	\$0	\$0	\$10,576	\$156	\$0	
	CLASSIFIED	AS-609	.71	71%	100%	\$24,962	\$962	\$0	\$0	\$25,924	\$373	\$0	
	CLASSIFIED	MS-505	.29	29%	100%	\$8,868	\$336	\$0	\$0	\$9,204	\$133	\$0	
	CLASSIFIED	MS-505	.71	71%	100%	\$21,708	\$837	\$0	\$0	\$22,545	\$327	\$0	
	CLASSIFIED	SS-406	.29	29%	100%	\$10,210	\$394	\$0	\$0	\$10,604	\$156	\$0	
	CLASSIFIED	SS-406	.71	71%	100%	\$25,004	\$957	\$0	\$0	\$25,961	\$374	\$0	
	CLASSIFIED	AS-611	.29	29%	100%	\$11,461	\$445	\$0	\$0	\$11,906	\$178	\$0	
	CLASSIFIED	AS-611	.71	71%	100%	\$28,059	\$1,071	\$0	\$0	\$29,130	\$417	\$0	

Department: 03A - VETS

Agency: 132 DVA - NORTHEAST LOUISIANA VETERANS HOME

STATE OF LOUISIANA
Personnel Expenditure Planning
Payroll Projection Report Detail
Filled Positions by Program and Authorization

PEP – FILLED AUTH

Fiscal Year 2025 - 2026

Report Date: 10/30/24

Medical	RT Benefit Plan	Retirement	Life Insurance	Other Pays	Emoluments	Total Requested Benefits	Total Requested Salaries and Benefits
\$2,425	LASE	\$4,524	\$0	\$538	\$0	\$7,680	\$20,700
\$5,943	LASE	\$11,075	\$0	\$1,317	\$0	\$18,793	\$50,675
\$0	LAS5	\$3,204	\$0	\$0	\$0	\$3,337	\$12,541
\$0	LAS5	\$7,826	\$0	\$0	\$0	\$8,153	\$30,698
\$2,425	LAS5	\$3,336	\$0	\$1,728	\$0	\$7,633	\$17,234
\$5,943	LAS5	\$8,159	\$0	\$4,231	\$0	\$18,669	\$42,156
\$2,425	LASE	\$3,814	\$0	\$1,606	\$0	\$8,000	\$18,968
\$5,943	LASE	\$9,322	\$0	\$3,933	\$0	\$19,591	\$46,434
\$2,425	LASE	\$4,115	\$106	\$0	\$0	\$6,815	\$18,670
\$5,943	LASE	\$10,076	\$258	\$0	\$0	\$16,700	\$45,694
\$2,425	LAS5	\$5,052	\$81	\$3,967	\$0	\$11,739	\$26,269
\$5,943	LAS5	\$12,348	\$199	\$9,712	\$0	\$28,714	\$64,269
\$8,368	LAS5	\$11,030	\$0	\$440	\$0	\$20,298	\$52,047
\$0	LAS5	\$3,682	\$87	\$0	\$0	\$3,925	\$14,501
\$0	LAS5	\$8,998	\$214	\$0	\$0	\$9,585	\$35,509
\$2,425	LAS5	\$3,204	\$0	\$1,066	\$0	\$6,828	\$16,032
\$5,943	LAS5	\$7,826	\$0	\$2,610	\$0	\$16,706	\$39,251
\$2,425	LAS5	\$3,683	\$0	\$2,149	\$0	\$8,413	\$19,017
\$5,943	LAS5	\$9,020	\$0	\$5,261	\$0	\$20,598	\$46,559
\$2,425	LASE	\$4,140	\$11	\$0	\$0	\$6,754	\$18,660
\$5,943	LASE	\$10,116	\$26	\$0	\$0	\$16,502	\$45,632

Department: 03A - VETS Agency: 132 DVA - NORTHEAST LOUISIANA VETERANS HOME	STATE OF LOUISIANA Personnel Expenditure Planning Payroll Projection Report Detail Filled Positions by Program and Authorization	PEP – FILLED AUTH Fiscal Year 2025 - 2026 Report Date: 10/30/24
---	---	---

Funds Center	Fund	Position Number	Position Description	Employee Number	Employee Description	Job Number	Job Description	Commitment Item	A
1321012700	1320000200	166287	NURSING ASST 2	00122502	ELEANOR WILLIAMS	10100400	NURSING ASST 2	5110010	TO
1321012700	1320000600	166287	NURSING ASST 2	00122502	ELEANOR WILLIAMS	10100400	NURSING ASST 2	5110010	TO
1321012200	1320000200	165898	FOOD SERVICE SPEC 3	00127356	VICKIE JOHNSON	10160930	FOOD SERVICE SPEC 3	5110010	TO
1321012200	1320000600	165898	FOOD SERVICE SPEC 3	00127356	VICKIE JOHNSON	10160930	FOOD SERVICE SPEC 3	5110010	TO
1321012000	1320000200	50390081	SOCIAL WORKER 5-B	00131792	LISA HOWE	10167700	SOCIAL WORKER 5-B	5110010	TO
1321012000	1320000600	50390081	SOCIAL WORKER 5-B	00131792	LISA HOWE	10167700	SOCIAL WORKER 5-B	5110010	TO
1321012700	1320000200	189871	NURSING ASST 2	00160006	ROLANDA ROBINSON	10100400	NURSING ASST 2	5110010	TO
1321012700	1320000600	189871	NURSING ASST 2	00160006	ROLANDA ROBINSON	10100400	NURSING ASST 2	5110010	TO
1321012500	1320000200	50539957	PHARMACIST 5-A	00168783	KAREN CHAPMAN	10171220	PHARMACIST 5-A	5110010	TO
1321012500	1320000600	50539957	PHARMACIST 5-A	00168783	KAREN CHAPMAN	10171220	PHARMACIST 5-A	5110010	TO
1321012700	1320000200	184914	NURSING ASST 2	00174344	BRENDA WHEELER	10100400	NURSING ASST 2	5110010	TO
1321012700	1320000600	184914	NURSING ASST 2	00174344	BRENDA WHEELER	10100400	NURSING ASST 2	5110010	TO
1321011100	1320000200	165918	ACCOUNTING TECHNICIAN	00195808	CHARLES CLAMPIT	10139340	ACCOUNTING TECHNICIAN	5110010	TO
1321011100	1320000600	165918	ACCOUNTING TECHNICIAN	00195808	CHARLES CLAMPIT	10139340	ACCOUNTING TECHNICIAN	5110010	TO
1321012900	1320000200	166295	PRACT NURSE/LICENSED, 3	00196831	KIMBERLY BRYAN	10150020	PRACTICAL NURSE-LIC 3	5110010	TO
1321012900	1320000600	166295	PRACT NURSE/LICENSED, 3	00196831	KIMBERLY BRYAN	10150020	PRACTICAL NURSE-LIC 3	5110010	TO
1321012700	1320000200	166341	PSYCH AIDE SUPERVISOR 1	00202513	CAROLINA ROBB	10100500	PSYCHIATRIC AIDE SUPV 1	5110010	TO
1321012700	1320000600	166341	PSYCH AIDE SUPERVISOR 1	00202513	CAROLINA ROBB	10100500	PSYCHIATRIC AIDE SUPV 1	5110010	TO
1321012700	1320000200	184918	NURSING ASST 2	00202793	TERRIE WILSON	10100400	NURSING ASST 2	5110010	TO
1321012700	1320000600	184918	NURSING ASST 2	00202793	TERRIE WILSON	10100400	NURSING ASST 2	5110010	TO
1321012600	1320000200	50675056	RN-PROGRAM COORDINATOR	00207296	WILLIE WILLIAMS	10146740	RN-PROGRAM COORDINATOR	5110010	TO
1321012600	1320000600	50675056	RN-PROGRAM COORDINATOR	00207296	WILLIE WILLIAMS	10146740	RN-PROGRAM COORDINATOR	5110010	TO

Department: 03A - VETS
 Agency: 132 DVA - NORTHEAST LOUISIANA VETERANS HOME

STATE OF LOUISIANA
Personnel Expenditure Planning
Payroll Projection Report Detail
Filled Positions by Program and Authorization

PEP – FILLED AUTH
 Fiscal Year 2025 - 2026
 Report Date: 10/30/24

Position Authorization	Position Categorization	Pay Scale Group	Employee Count	Employee Allocation	Employee FTE	Salary + Current Year CPG	Market Adjustment (PERF ADJ)	CPG	Work Week Adjustments	Total Requested Salaries	Medicare	Social Security	M
	CLASSIFIED	MS-505	.29	29%	100%	\$9,612	\$372	\$0	\$0	\$9,984	\$143	\$0	
	CLASSIFIED	MS-505	.71	71%	100%	\$23,543	\$900	\$0	\$0	\$24,443	\$356	\$0	
	CLASSIFIED	WS-205	.29	29%	100%	\$8,219	\$311	\$0	\$0	\$8,530	\$119	\$0	
	CLASSIFIED	WS-205	.71	71%	100%	\$20,111	\$776	\$0	\$0	\$20,887	\$307	\$0	
	CLASSIFIED	SS-416	.29	29%	100%	\$21,661	\$624	\$0	\$0	\$22,285	\$323	\$0	
	CLASSIFIED	SS-416	.71	71%	100%	\$53,032	\$1,525	\$0	\$0	\$54,557	\$791	\$0	
	CLASSIFIED	MS-505	.29	29%	100%	\$8,868	\$336	\$0	\$0	\$9,204	\$133	\$0	
	CLASSIFIED	MS-505	.71	71%	100%	\$21,708	\$837	\$0	\$0	\$22,545	\$327	\$0	
	CLASSIFIED	MS-527	.29	29%	100%	\$41,304	\$1,585	\$0	\$0	\$42,889	\$623	\$0	
	CLASSIFIED	MS-527	.71	71%	100%	\$101,134	\$3,879	\$0	\$0	\$105,013	\$1,522	\$0	
	CLASSIFIED	MS-505	.29	29%	100%	\$9,228	\$358	\$0	\$0	\$9,586	\$143	\$0	
	CLASSIFIED	MS-505	.71	71%	100%	\$22,575	\$862	\$0	\$0	\$23,437	\$336	\$0	
	CLASSIFIED	AS-611	.29	15%	100%	\$11,760	\$455	\$0	\$0	\$12,215	\$180	\$0	
	CLASSIFIED	AS-611	.71	36%	100%	\$28,800	\$1,101	\$0	\$0	\$29,901	\$431	\$0	
	CLASSIFIED	MS-511	.29	29%	100%	\$14,377	\$550	\$0	\$0	\$14,927	\$217	\$0	
	CLASSIFIED	MS-511	.71	71%	100%	\$35,210	\$1,352	\$0	\$0	\$36,562	\$530	\$0	
	CLASSIFIED	SS-406	.29	29%	100%	\$10,007	\$385	\$0	\$0	\$10,392	\$146	\$0	
	CLASSIFIED	SS-406	.71	71%	100%	\$24,500	\$939	\$0	\$0	\$25,439	\$374	\$0	
	CLASSIFIED	MS-505	.29	29%	100%	\$9,242	\$359	\$0	\$0	\$9,601	\$144	\$0	
	CLASSIFIED	MS-505	.71	71%	100%	\$22,624	\$863	\$0	\$0	\$23,487	\$336	\$0	
	CLASSIFIED	MS-519	.29	29%	100%	\$25,332	\$973	\$0	\$0	\$26,305	\$382	\$0	
	CLASSIFIED	MS-519	.71	71%	100%	\$62,028	\$2,378	\$0	\$0	\$64,406	\$933	\$0	

Department: 03A - VETS

Agency: 132 DVA - NORTHEAST LOUISIANA VETERANS HOME

STATE OF LOUISIANA
Personnel Expenditure Planning
Payroll Projection Report Detail
Filled Positions by Program and Authorization

PEP – FILLED AUTH
 Fiscal Year 2025 - 2026
 Report Date: 10/30/24

Medical	RT Benefit Plan	Retirement	Life Insurance	Other Pays	Emoluments	Total Requested Benefits	Total Requested Salaries and Benefits
\$4,609	LASE	\$3,467	\$0	\$1,724	\$0	\$9,943	\$19,927
\$11,282	LASE	\$8,493	\$0	\$4,222	\$0	\$24,353	\$48,796
\$2,425	LASE	\$2,963	\$51	\$529	\$0	\$6,087	\$14,617
\$5,943	LASE	\$7,256	\$125	\$1,294	\$0	\$14,925	\$35,812
\$2,425	LAS5	\$7,739	\$93	\$0	\$0	\$10,580	\$32,865
\$5,943	LAS5	\$18,956	\$226	\$0	\$0	\$25,916	\$80,473
\$0	LAS5	\$3,204	\$0	\$303	\$0	\$3,640	\$12,844
\$0	LAS5	\$7,826	\$0	\$742	\$0	\$8,895	\$31,440
\$2,425	LAS5	\$14,903	\$0	\$0	\$0	\$17,951	\$60,840
\$5,943	LAS5	\$36,478	\$0	\$0	\$0	\$43,943	\$148,956
\$2,425	LASE	\$3,324	\$0	\$1,830	\$0	\$7,722	\$17,308
\$5,943	LASE	\$8,148	\$0	\$4,481	\$0	\$18,908	\$42,345
\$0	LASE	\$4,248	\$21	\$0	\$0	\$4,449	\$16,664
\$0	LASE	\$10,383	\$52	\$0	\$0	\$10,866	\$40,767
\$4,247	LASE	\$5,183	\$0	\$3,685	\$0	\$13,332	\$28,259
\$10,391	LASE	\$12,704	\$0	\$9,023	\$0	\$32,648	\$69,210
\$2,425	LAS5	\$3,613	\$0	\$1,773	\$0	\$7,957	\$18,349
\$5,943	LAS5	\$8,835	\$0	\$4,342	\$0	\$19,494	\$44,933
\$2,425	LAS6	\$3,336	\$0	\$2,369	\$0	\$8,274	\$17,875
\$5,943	LAS6	\$8,159	\$0	\$5,799	\$0	\$20,237	\$43,724
\$2,425	TRSL	\$5,664	\$26	\$352	\$0	\$8,849	\$35,154
\$5,943	TRSL	\$13,848	\$62	\$863	\$0	\$21,649	\$86,055

Department: 03A - VETS Agency: 132 DVA - NORTHEAST LOUISIANA VETERANS HOME	STATE OF LOUISIANA Personnel Expenditure Planning Payroll Projection Report Detail Filled Positions by Program and Authorization	PEP – FILLED AUTH Fiscal Year 2025 - 2026 Report Date: 10/30/24
---	---	---

Funds Center	Fund	Position Number	Position Description	Employee Number	Employee Description	Job Number	Job Description	Commitment Item	A
1321012700	1320000200	166282	NURSING ASST 2	00209518	SHARI CALAHAN	10100400	NURSING ASST 2	5110010	TO
1321012700	1320000600	166282	NURSING ASST 2	00209518	SHARI CALAHAN	10100400	NURSING ASST 2	5110010	TO
1321012700	1320000200	166263	NURSING ASST 2	00213551	MARILYN COLEMAN	10100400	NURSING ASST 2	5110010	TO
1321012700	1320000600	166263	NURSING ASST 2	00213551	MARILYN COLEMAN	10100400	NURSING ASST 2	5110010	TO
1321011100	1320000200	165917	ACCOUNTING TECHNICIAN	00215335	CHEREIS WILSON	10139340	ACCOUNTING TECHNICIAN	5110010	TO
1321012700	1320000200	184916	NURSING ASST 2	00219386	COURTNEY MAJOR	10100400	NURSING ASST 2	5110010	TO
1321012700	1320000600	184916	NURSING ASST 2	00219386	COURTNEY MAJOR	10100400	NURSING ASST 2	5110010	TO
1321012300	1320000200	165936	CUSTODIAN 2	00236410	ANDY FLEMMING	10100270	CUSTODIAN 2	5110010	TO
1321012300	1320000600	165936	CUSTODIAN 2	00236410	ANDY FLEMMING	10100270	CUSTODIAN 2	5110010	TO
1321012900	1320000200	166294	PRACT NURSE/LICENSED, 3	00256156	PHYLLIS KING	10150020	PRACTICAL NURSE-LIC 3	5110010	TO
1321012900	1320000600	166294	PRACT NURSE/LICENSED, 3	00256156	PHYLLIS KING	10150020	PRACTICAL NURSE-LIC 3	5110010	TO
1321012700	1320000200	166283	NURSING ASST 2	00256287	BRIDGET ABAIR	10100400	NURSING ASST 2	5110010	TO
1321012700	1320000600	166283	NURSING ASST 2	00256287	BRIDGET ABAIR	10100400	NURSING ASST 2	5110010	TO
1321012000	1320000200	166348	SOC WORKER	00258045	BRITTANY PRITCHARD	10167680	SOCIAL WORKER 3	5110010	TO
1321012000	1320000600	166348	SOC WORKER	00258045	BRITTANY PRITCHARD	10167680	SOCIAL WORKER 3	5110010	TO
1321012300	1320000200	50368518	CUSTODIAN 2	00264915	LANILA MADISON	10100270	CUSTODIAN 2	5110010	TO
1321012300	1320000600	50368518	CUSTODIAN 2	00264915	LANILA MADISON	10100270	CUSTODIAN 2	5110010	TO
1321012600	1320000200	166252	RN/DIRECTOR OF NURSING A	00268772	AUDREY RAYFORD	10172570	RN DIRECTOR OF NURSING A	5110010	TO
1321012600	1320000600	166252	RN/DIRECTOR OF NURSING A	00268772	AUDREY RAYFORD	10172570	RN DIRECTOR OF NURSING A	5110010	TO
1321012600	1320000200	166253	RN ASSISTANT DIRECTOR OF NURSING	00270444	NATALIE MITCHELL	10172540	RN ASSISTANT DIRECTOR OF NURSING	5110010	TO
1321012600	1320000600	166253	RN ASSISTANT DIRECTOR OF NURSING	00270444	NATALIE MITCHELL	10172540	RN ASSISTANT DIRECTOR OF NURSING	5110010	TO
1321012200	1320000200	165910	FOOD SERVICE SPEC 3	00276276	SHERVONDALYN BROOKS	10160930	FOOD SERVICE SPEC 3	5110010	TO

Department: 03A - VETS
 Agency: 132 DVA - NORTHEAST LOUISIANA VETERANS HOME

STATE OF LOUISIANA
Personnel Expenditure Planning
Payroll Projection Report Detail
Filled Positions by Program and Authorization

PEP – FILLED AUTH
 Fiscal Year 2025 - 2026
 Report Date: 10/30/24

Position Authorization	Position Categorization	Pay Scale Group	Employee Count	Employee Allocation	Employee FTE	Salary + Current Year CPG	Market Adjustment (PERF ADJ)	CPG	Work Week Adjustments	Total Requested Salaries	Medicare	Social Security	M
	CLASSIFIED	MS-505	.29	29%	100%	\$8,868	\$336	\$0	\$0	\$9,204	\$133	\$0	
	CLASSIFIED	MS-505	.71	71%	100%	\$21,708	\$837	\$0	\$0	\$22,545	\$327	\$0	
	CLASSIFIED	MS-505	.29	29%	100%	\$9,242	\$359	\$0	\$0	\$9,601	\$144	\$0	
	CLASSIFIED	MS-505	.71	71%	100%	\$22,624	\$863	\$0	\$0	\$23,487	\$336	\$0	
	CLASSIFIED	AS-611	1	100%	100%	\$40,560	\$1,556	\$0	\$0	\$42,116	\$611	\$0	
	CLASSIFIED	MS-505	.29	29%	100%	\$9,242	\$359	\$0	\$0	\$9,601	\$144	\$0	
	CLASSIFIED	MS-505	.71	71%	100%	\$22,624	\$863	\$0	\$0	\$23,487	\$336	\$0	
	CLASSIFIED	WS-203	.29	29%	100%	\$7,236	\$275	\$0	\$0	\$7,511	\$109	\$0	
	CLASSIFIED	WS-203	.71	71%	100%	\$17,703	\$682	\$0	\$0	\$18,385	\$266	\$0	
	CLASSIFIED	MS-511	.29	29%	100%	\$14,557	\$562	\$0	\$0	\$15,119	\$216	\$0	
	CLASSIFIED	MS-511	.71	71%	100%	\$35,654	\$1,364	\$0	\$0	\$37,018	\$540	\$0	
	CLASSIFIED	MS-505	.29	29%	100%	\$8,868	\$336	\$0	\$0	\$9,204	\$133	\$0	
	CLASSIFIED	MS-505	.71	71%	100%	\$21,708	\$837	\$0	\$0	\$22,545	\$327	\$0	
	CLASSIFIED	SS-414	.29	29%	100%	\$18,358	\$527	\$0	\$0	\$18,885	\$275	\$0	
	CLASSIFIED	SS-414	.71	71%	100%	\$44,936	\$1,294	\$0	\$0	\$46,230	\$669	\$0	
	CLASSIFIED	WS-203	.29	29%	100%	\$7,236	\$275	\$0	\$0	\$7,511	\$109	\$0	
	CLASSIFIED	WS-203	.71	71%	100%	\$17,703	\$682	\$0	\$0	\$18,385	\$266	\$0	
	CLASSIFIED	MS-524	.29	29%	100%	\$32,447	\$1,247	\$0	\$0	\$33,694	\$493	\$0	
	CLASSIFIED	MS-524	.71	71%	100%	\$79,436	\$3,045	\$0	\$0	\$82,481	\$1,192	\$0	
	CLASSIFIED	MS-522	.29	29%	100%	\$27,419	\$1,056	\$0	\$0	\$28,475	\$418	\$0	
	CLASSIFIED	MS-522	.71	71%	100%	\$67,138	\$2,571	\$0	\$0	\$69,709	\$1,006	\$0	
	CLASSIFIED	WS-205	.29	29%	100%	\$7,681	\$299	\$0	\$0	\$7,980	\$120	\$0	

Department: 03A - VETS

Agency: 132 DVA - NORTHEAST LOUISIANA VETERANS HOME

STATE OF LOUISIANA
Personnel Expenditure Planning
Payroll Projection Report Detail
Filled Positions by Program and Authorization

PEP – FILLED AUTH

Fiscal Year 2025 - 2026

Report Date: 10/30/24

Medical	RT Benefit Plan	Retirement	Life Insurance	Other Pays	Emoluments	Total Requested Benefits	Total Requested Salaries and Benefits
\$0	LAS1	\$3,204	\$0	\$1,132	\$0	\$4,469	\$13,673
\$0	LAS1	\$7,826	\$0	\$2,770	\$0	\$10,923	\$33,468
\$2,425	LAS6	\$3,336	\$55	\$1,680	\$0	\$7,640	\$17,241
\$5,943	LAS6	\$8,159	\$135	\$4,114	\$0	\$18,687	\$42,174
\$9,593	ORPV	\$9,308	\$28	\$0	\$0	\$19,540	\$61,656
\$0	LAS5	\$3,336	\$0	\$1,585	\$0	\$5,065	\$14,666
\$0	LAS5	\$8,159	\$0	\$3,880	\$0	\$12,375	\$35,862
\$2,425	LAS6	\$2,614	\$0	\$536	\$0	\$5,684	\$13,195
\$5,943	LAS6	\$6,382	\$0	\$1,312	\$0	\$13,903	\$32,288
\$2,425	LAS1	\$5,257	\$0	\$3,824	\$0	\$11,722	\$26,841
\$5,943	LAS1	\$12,856	\$0	\$9,363	\$0	\$28,702	\$65,720
\$0	LAS5	\$3,204	\$0	\$128	\$0	\$3,465	\$12,669
\$0	LAS5	\$7,826	\$0	\$315	\$0	\$8,468	\$31,013
\$2,785	LAS1	\$6,564	\$0	\$0	\$0	\$9,624	\$28,509
\$6,808	LAS1	\$16,057	\$0	\$0	\$0	\$23,534	\$69,764
\$0	LAS1	\$2,614	\$0	\$418	\$0	\$3,141	\$10,652
\$0	LAS1	\$6,382	\$0	\$1,023	\$0	\$7,671	\$26,056
\$2,785	LASE	\$11,701	\$62	\$2,883	\$0	\$17,924	\$51,618
\$6,808	LASE	\$28,658	\$152	\$7,060	\$0	\$43,870	\$126,351
\$4,776	LAS1	\$9,890	\$0	\$2,019	\$0	\$17,103	\$45,578
\$11,710	LAS1	\$24,219	\$0	\$4,943	\$0	\$41,878	\$111,587
\$0	LAS1	\$2,771	\$2	\$282	\$0	\$3,175	\$11,155

Department: 03A - VETS Agency: 132 DVA - NORTHEAST LOUISIANA VETERANS HOME	STATE OF LOUISIANA Personnel Expenditure Planning Payroll Projection Report Detail Filled Positions by Program and Authorization	PEP – FILLED AUTH Fiscal Year 2025 - 2026 Report Date: 10/30/24
---	---	---

Funds Center	Fund	Position Number	Position Description	Employee Number	Employee Description	Job Number	Job Description	Commitment Item	A
1321012200	1320000600	165910	FOOD SERVICE SPEC 3	00276276	SHERVONDALYN BROOKS	10160930	FOOD SERVICE SPEC 3	5110010	TO
1321011200	1320000200	165924	FAC MAINT MANAGER A	00277661	BRIAN WATT	10172240	FACILITY MAINTENANCE MGR A	5110010	TO
1321011200	1320000600	165924	FAC MAINT MANAGER A	00277661	BRIAN WATT	10172240	FACILITY MAINTENANCE MGR A	5110010	TO
1321012200	1320000200	165903	FOOD SERVICE SPEC 5	00278757	HENRY MYLES	10169540	FOOD SERVICE SPEC 5	5110010	TO
1321012200	1320000600	165903	FOOD SERVICE SPEC 5	00278757	HENRY MYLES	10169540	FOOD SERVICE SPEC 5	5110010	TO
1321012700	1320000200	166281	NURSING ASST 2	00286120	ROSE PRICE	10100400	NURSING ASST 2	5110010	TO
1321012700	1320000600	166281	NURSING ASST 2	00286120	ROSE PRICE	10100400	NURSING ASST 2	5110010	TO
1321012700	1320000200	50328755	NURSING ASST 2	00287315	BONNIE HUNTER	10100400	NURSING ASST 2	5110010	TO
1321012700	1320000600	50328755	NURSING ASST 2	00287315	BONNIE HUNTER	10100400	NURSING ASST 2	5110010	TO
1321011200	1320000200	165929	MAINTENANCE REPAIRER 2	00287347	LESTER WATTS	10128640	MAINTENANCE REPAIRER 2	5110010	TO
1321011200	1320000600	165929	MAINTENANCE REPAIRER 2	00287347	LESTER WATTS	10128640	MAINTENANCE REPAIRER 2	5110010	TO
1321012700	1320000200	50549302	NURSING ASST 2	00290102	LATOYA MCFARLAND	10100400	NURSING ASST 2	5110010	TO
1321012700	1320000600	50549302	NURSING ASST 2	00290102	LATOYA MCFARLAND	10100400	NURSING ASST 2	5110010	TO
1321012200	1320000200	165895	FOOD SERVICE SPEC 3	00292278	DIANNE HANNIBAL	10160930	FOOD SERVICE SPEC 3	5110010	TO
1321012200	1320000600	165895	FOOD SERVICE SPEC 3	00292278	DIANNE HANNIBAL	10160930	FOOD SERVICE SPEC 3	5110010	TO
1321012200	1320000200	165899	ADMIN COORDINATOR 3	00292975	CODY GAHAGAN	10168060	ADMIN COORDINATOR 3	5110010	TO
1321012200	1320000600	165899	ADMIN COORDINATOR 3	00292975	CODY GAHAGAN	10168060	ADMIN COORDINATOR 3	5110010	TO
1321012900	1320000200	50409588	PRACT NURSE/LICENSED, 3	00297479	DEBORAH HARRIS	10150020	PRACTICAL NURSE-LIC 3	5110010	TO
1321012900	1320000600	50409588	PRACT NURSE/LICENSED, 3	00297479	DEBORAH HARRIS	10150020	PRACTICAL NURSE-LIC 3	5110010	TO
1321011000	1320000200	166237	LONG TERM CARE HOSP ADMIN	00305336	MARQUITA MIHALIAK	10167230	LONG TERM CARE HOSP ADMIN	5110010	TO
1321011000	1320000600	166237	LONG TERM CARE HOSP ADMIN	00305336	MARQUITA MIHALIAK	10167230	LONG TERM CARE HOSP ADMIN	5110010	TO
1321012700	1320000200	166291	NURSING ASST 2	00307923	TOMISKEY JOHNSON	10100400	NURSING ASST 2	5110010	TO

Department: 03A - VETS
 Agency: 132 DVA - NORTHEAST LOUISIANA VETERANS HOME

STATE OF LOUISIANA
Personnel Expenditure Planning
Payroll Projection Report Detail
Filled Positions by Program and Authorization

PEP – FILLED AUTH
 Fiscal Year 2025 - 2026
 Report Date: 10/30/24

Position Authorization	Position Categorization	Pay Scale Group	Employee Count	Employee Allocation	Employee FTE	Salary + Current Year CPG	Market Adjustment (PERF ADJ)	CPG	Work Week Adjustments	Total Requested Salaries	Medicare	Social Security	M
	CLASSIFIED	WS-205	.71	71%	100%	\$18,818	\$718	\$0	\$0	\$19,536	\$279	\$0	
	CLASSIFIED	WS-219	.29	29%	100%	\$23,785	\$913	\$0	\$0	\$24,698	\$360	\$0	
	CLASSIFIED	WS-219	.71	71%	100%	\$58,250	\$2,234	\$0	\$0	\$60,484	\$875	\$0	
	CLASSIFIED	WS-207	.29	29%	100%	\$9,456	\$361	\$0	\$0	\$9,817	\$144	\$0	
	CLASSIFIED	WS-207	.71	71%	100%	\$23,138	\$889	\$0	\$0	\$24,027	\$347	\$0	
	CLASSIFIED	MS-505	.29	29%	100%	\$9,242	\$359	\$0	\$0	\$9,601	\$144	\$0	
	CLASSIFIED	MS-505	.71	71%	100%	\$22,624	\$863	\$0	\$0	\$23,487	\$336	\$0	
	CLASSIFIED	MS-505	.29	29%	100%	\$9,228	\$358	\$0	\$0	\$9,586	\$143	\$0	
	CLASSIFIED	MS-505	.71	71%	100%	\$22,575	\$862	\$0	\$0	\$23,437	\$336	\$0	
	CLASSIFIED	WS-212	.29	29%	100%	\$12,838	\$494	\$0	\$0	\$13,332	\$191	\$0	
	CLASSIFIED	WS-212	.71	71%	100%	\$31,424	\$1,204	\$0	\$0	\$32,628	\$475	\$0	
	CLASSIFIED	MS-505	.29	29%	100%	\$9,242	\$359	\$0	\$0	\$9,601	\$144	\$0	
	CLASSIFIED	MS-505	.71	71%	100%	\$22,624	\$863	\$0	\$0	\$23,487	\$336	\$0	
	CLASSIFIED	WS-205	.29	29%	100%	\$7,991	\$312	\$0	\$0	\$8,303	\$119	\$0	
	CLASSIFIED	WS-205	.71	71%	100%	\$19,569	\$745	\$0	\$0	\$20,314	\$296	\$0	
	CLASSIFIED	AS-609	.29	29%	100%	\$12,349	\$360	\$0	\$0	\$12,709	\$180	\$0	
	CLASSIFIED	AS-609	.71	71%	100%	\$30,229	\$865	\$0	\$0	\$31,094	\$455	\$0	
	CLASSIFIED	MS-511	.29	29%	100%	\$14,952	\$575	\$0	\$0	\$15,527	\$227	\$0	
	CLASSIFIED	MS-511	.71	71%	100%	\$36,611	\$1,403	\$0	\$0	\$38,014	\$549	\$0	
	CLASSIFIED	AS-624	.29	29%	100%	\$33,385	\$960	\$0	\$0	\$34,345	\$493	\$0	
	CLASSIFIED	AS-624	.71	71%	100%	\$81,722	\$2,352	\$0	\$0	\$84,074	\$1,224	\$0	
	CLASSIFIED	MS-505	.29	29%	100%	\$9,228	\$358	\$0	\$0	\$9,586	\$143	\$0	

Department: 03A - VETS
 Agency: 132 DVA - NORTHEAST LOUISIANA VETERANS HOME

STATE OF LOUISIANA
Personnel Expenditure Planning
Payroll Projection Report Detail
Filled Positions by Program and Authorization

PEP – FILLED AUTH
 Fiscal Year 2025 - 2026
 Report Date: 10/30/24

Medical	RT Benefit Plan	Retirement	Life Insurance	Other Pays	Emoluments	Total Requested Benefits	Total Requested Salaries and Benefits
\$0	LAS1	\$6,788	\$5	\$691	\$0	\$7,763	\$27,299
\$2,785	LAS1	\$8,580	\$39	\$93	\$0	\$11,857	\$36,555
\$6,808	LAS1	\$21,012	\$96	\$226	\$0	\$29,017	\$89,501
\$2,425	LAS1	\$3,407	\$0	\$580	\$0	\$6,556	\$16,373
\$5,943	LAS1	\$8,350	\$0	\$1,420	\$0	\$16,060	\$40,087
\$2,425	LAS1	\$3,336	\$0	\$1,415	\$0	\$7,320	\$16,921
\$5,943	LAS1	\$8,159	\$0	\$3,463	\$0	\$17,901	\$41,388
\$0	LAS5	\$3,324	\$0	\$1,874	\$0	\$5,341	\$14,927
\$0	LAS5	\$8,148	\$0	\$4,587	\$0	\$13,071	\$36,508
\$4,247	LAS1	\$4,631	\$0	\$802	\$0	\$9,871	\$23,203
\$10,391	LAS1	\$11,336	\$0	\$1,965	\$0	\$24,167	\$56,795
\$2,425	LAS1	\$3,336	\$0	\$3,014	\$0	\$8,919	\$18,520
\$5,943	LAS1	\$8,159	\$0	\$7,379	\$0	\$21,817	\$45,304
\$2,425	LAS5	\$2,882	\$0	\$558	\$0	\$5,984	\$14,287
\$5,943	LAS5	\$7,060	\$0	\$1,367	\$0	\$14,666	\$34,980
\$2,425	LAS5	\$4,416	\$27	\$0	\$0	\$7,048	\$19,757
\$5,943	LAS5	\$10,801	\$66	\$0	\$0	\$17,265	\$48,359
\$2,425	LAS5	\$5,400	\$0	\$5,017	\$0	\$13,069	\$28,596
\$5,943	LAS5	\$13,200	\$0	\$12,282	\$0	\$31,974	\$69,988
\$4,247	LAS5	\$11,929	\$106	\$4,042	\$0	\$20,817	\$55,162
\$10,391	LAS5	\$29,210	\$258	\$9,896	\$0	\$50,979	\$135,053
\$2,425	LAS5	\$3,324	\$0	\$1,803	\$0	\$7,695	\$17,281

Department: 03A - VETS Agency: 132 DVA - NORTHEAST LOUISIANA VETERANS HOME	STATE OF LOUISIANA Personnel Expenditure Planning Payroll Projection Report Detail Filled Positions by Program and Authorization	PEP – FILLED AUTH Fiscal Year 2025 - 2026 Report Date: 10/30/24
---	---	---

Funds Center	Fund	Position Number	Position Description	Employee Number	Employee Description	Job Number	Job Description	Commitment Item	A
1321012700	1320000600	166291	NURSING ASST 2	00307923	TOMISKEY JOHNSON	10100400	NURSING ASST 2	5110010	TO
1321012700	1320000200	50328752	NURSING ASST 2	00308598	SUWARTHA MAZE	10100400	NURSING ASST 2	5110010	TO
1321012700	1320000600	50328752	NURSING ASST 2	00308598	SUWARTHA MAZE	10100400	NURSING ASST 2	5110010	TO
1321012700	1320000200	189529	NURSING ASST 2	00309534	BETTY BROWN	10100400	NURSING ASST 2	5110010	TO
1321012700	1320000600	189529	NURSING ASST 2	00309534	BETTY BROWN	10100400	NURSING ASST 2	5110010	TO
1321012700	1320000200	166289	NURSING ASST 2	00310837	SHELIA RILEY	10100400	NURSING ASST 2	5110010	TO
1321012700	1320000600	166289	NURSING ASST 2	00310837	SHELIA RILEY	10100400	NURSING ASST 2	5110010	TO
1321011200	1320000200	50657008	MAINTENANCE REPAIRER 1	00315659	OBIE GRAYSON	10128650	MAINTENANCE REPAIRER 1	5110010	TO
1321011200	1320000600	50657008	MAINTENANCE REPAIRER 1	00315659	OBIE GRAYSON	10128650	MAINTENANCE REPAIRER 1	5110010	TO
1321012300	1320000200	50376531	CUSTODIAN 2	00316040	CHARLES WALKER	10100270	CUSTODIAN 2	5110010	TO
1321012300	1320000600	50376531	CUSTODIAN 2	00316040	CHARLES WALKER	10100270	CUSTODIAN 2	5110010	TO
1321012700	1320000200	166265	NURSING ASST 2	00316436	SONITA CAPERS	10100400	NURSING ASST 2	5110010	TO
1321012700	1320000600	166265	NURSING ASST 2	00316436	SONITA CAPERS	10100400	NURSING ASST 2	5110010	TO
1321012900	1320000200	50549010	RN SUPERVISOR A	00317565	CYNDI COLE	10172630	RN SUPERVISOR A	5110010	TO
1321012900	1320000600	50549010	RN SUPERVISOR A	00317565	CYNDI COLE	10172630	RN SUPERVISOR A	5110010	TO
1321012700	1320000200	181885	NURSING ASST 2	00317598	DANIELLE JOHNSON	10100400	NURSING ASST 2	5110010	TO
1321012700	1320000600	181885	NURSING ASST 2	00317598	DANIELLE JOHNSON	10100400	NURSING ASST 2	5110010	TO
1321012700	1320000200	50455942	NURSING ASST 2	00318312	TISA RHODES	10100400	NURSING ASST 2	5110010	TO
1321012700	1320000600	50455942	NURSING ASST 2	00318312	TISA RHODES	10100400	NURSING ASST 2	5110010	TO
1321012900	1320000200	166292	PRACT NURSE/LICENSED, 3	00319331	LAUREN SULLIVAN	10150020	PRACTICAL NURSE-LIC 3	5110010	TO
1321012900	1320000600	166292	PRACT NURSE/LICENSED, 3	00319331	LAUREN SULLIVAN	10150020	PRACTICAL NURSE-LIC 3	5110010	TO
1321012900	1320000200	166335	RN/SUPV A	00321576	CHRISTOPHER SPRUILL	10172630	RN SUPERVISOR A	5110010	TO

Department: 03A - VETS
 Agency: 132 DVA - NORTHEAST LOUISIANA VETERANS HOME

STATE OF LOUISIANA
Personnel Expenditure Planning
Payroll Projection Report Detail
Filled Positions by Program and Authorization

PEP – FILLED AUTH
 Fiscal Year 2025 - 2026
 Report Date: 10/30/24

Position Authorization	Position Categorization	Pay Scale Group	Employee Count	Employee Allocation	Employee FTE	Salary + Current Year CPG	Market Adjustment (PERF ADJ)	CPG	Work Week Adjustments	Total Requested Salaries	Medicare	Social Security	M
	CLASSIFIED	MS-505	.71	71%	100%	\$22,575	\$862	\$0	\$0	\$23,437	\$336	\$0	
	CLASSIFIED	MS-505	.29	29%	100%	\$8,868	\$336	\$0	\$0	\$9,204	\$133	\$0	
	CLASSIFIED	MS-505	.71	71%	100%	\$21,708	\$837	\$0	\$0	\$22,545	\$327	\$0	
	CLASSIFIED	MS-505	.29	29%	100%	\$8,868	\$336	\$0	\$0	\$9,204	\$133	\$0	
	CLASSIFIED	MS-505	.71	71%	100%	\$21,708	\$837	\$0	\$0	\$22,545	\$327	\$0	
	CLASSIFIED	MS-505	.29	29%	100%	\$9,228	\$358	\$0	\$0	\$9,586	\$143	\$0	
	CLASSIFIED	MS-505	.71	71%	100%	\$22,575	\$862	\$0	\$0	\$23,437	\$336	\$0	
	CLASSIFIED	WS-210	.29	29%	100%	\$11,461	\$445	\$0	\$0	\$11,906	\$178	\$0	
	CLASSIFIED	WS-210	.71	71%	100%	\$28,059	\$1,071	\$0	\$0	\$29,130	\$417	\$0	
	CLASSIFIED	WS-203	.29	29%	100%	\$7,043	\$274	\$0	\$0	\$7,317	\$109	\$0	
	CLASSIFIED	WS-203	.71	71%	100%	\$17,231	\$657	\$0	\$0	\$17,888	\$257	\$0	
	CLASSIFIED	MS-505	.29	29%	100%	\$9,242	\$359	\$0	\$0	\$9,601	\$144	\$0	
	CLASSIFIED	MS-505	.71	71%	100%	\$22,624	\$863	\$0	\$0	\$23,487	\$336	\$0	
	CLASSIFIED	MS-519	.21	21%	100%	\$17,605	\$672	\$0	\$0	\$18,277	\$264	\$0	
	CLASSIFIED	MS-519	.79	79%	100%	\$66,219	\$2,544	\$0	\$0	\$68,763	\$998	\$0	
	CLASSIFIED	MS-505	.29	29%	100%	\$8,868	\$336	\$0	\$0	\$9,204	\$133	\$0	
	CLASSIFIED	MS-505	.71	71%	100%	\$21,708	\$837	\$0	\$0	\$22,545	\$327	\$0	
	CLASSIFIED	MS-505	.29	29%	100%	\$9,242	\$359	\$0	\$0	\$9,601	\$144	\$0	
	CLASSIFIED	MS-505	.71	71%	100%	\$22,624	\$863	\$0	\$0	\$23,487	\$336	\$0	
	CLASSIFIED	MS-511	.29	29%	100%	\$14,544	\$554	\$0	\$0	\$15,098	\$216	\$0	
	CLASSIFIED	MS-511	.71	71%	100%	\$35,626	\$1,371	\$0	\$0	\$36,997	\$539	\$0	
	CLASSIFIED	MS-519	.29	29%	100%	\$24,517	\$937	\$0	\$0	\$25,454	\$372	\$0	

Department: 03A - VETS

Agency: 132 DVA - NORTHEAST LOUISIANA VETERANS HOME

STATE OF LOUISIANA
Personnel Expenditure Planning
Payroll Projection Report Detail
Filled Positions by Program and Authorization

PEP – FILLED AUTH

Fiscal Year 2025 - 2026

Report Date: 10/30/24

Medical	RT Benefit Plan	Retirement	Life Insurance	Other Pays	Emoluments	Total Requested Benefits	Total Requested Salaries and Benefits
\$5,943	LAS5	\$8,148	\$0	\$4,415	\$0	\$18,842	\$42,279
\$0	LAS5	\$3,204	\$0	\$0	\$0	\$3,337	\$12,541
\$0	LAS5	\$7,826	\$0	\$0	\$0	\$8,153	\$30,698
\$0	LAS5	\$3,204	\$0	\$0	\$0	\$3,337	\$12,541
\$0	LAS5	\$7,826	\$0	\$0	\$0	\$8,153	\$30,698
\$2,425	LAS5	\$3,324	\$0	\$1,166	\$0	\$7,058	\$16,644
\$5,943	LAS5	\$8,148	\$0	\$2,855	\$0	\$17,282	\$40,719
\$4,609	LAS5	\$4,140	\$62	\$900	\$0	\$9,889	\$21,795
\$11,282	LAS5	\$10,116	\$152	\$2,203	\$0	\$24,170	\$53,300
\$0	LAS5	\$2,543	\$0	\$537	\$0	\$3,189	\$10,506
\$0	LAS5	\$6,213	\$0	\$1,315	\$0	\$7,785	\$25,673
\$2,425	LAS5	\$3,336	\$0	\$1,383	\$0	\$7,288	\$16,889
\$5,943	LAS5	\$8,159	\$0	\$3,386	\$0	\$17,824	\$41,311
\$3,072	LAS5	\$6,348	\$45	\$1,355	\$0	\$11,084	\$29,361
\$11,566	LAS5	\$23,889	\$169	\$5,096	\$0	\$41,718	\$110,481
\$0	LAS5	\$3,204	\$0	\$0	\$0	\$3,337	\$12,541
\$0	LAS5	\$7,826	\$0	\$0	\$0	\$8,153	\$30,698
\$0	LAS5	\$3,336	\$0	\$1,545	\$0	\$5,025	\$14,626
\$0	LAS5	\$8,159	\$0	\$3,782	\$0	\$12,277	\$35,764
\$2,425	LAS5	\$5,245	\$18	\$4,074	\$0	\$11,978	\$27,076
\$5,943	LAS5	\$12,853	\$44	\$9,974	\$0	\$29,353	\$66,350
\$4,776	LAS5	\$8,844	\$27	\$1,902	\$0	\$15,921	\$41,375

Department: 03A - VETS Agency: 132 DVA - NORTHEAST LOUISIANA VETERANS HOME	STATE OF LOUISIANA Personnel Expenditure Planning Payroll Projection Report Detail Filled Positions by Program and Authorization	PEP – FILLED AUTH Fiscal Year 2025 - 2026 Report Date: 10/30/24
---	---	---

Funds Center	Fund	Position Number	Position Description	Employee Number	Employee Description	Job Number	Job Description	Commitment Item	A
1321012900	1320000600	166335	RN/SUPV A	00321576	CHRISTOPHER SPRUILL	10172630	RN SUPERVISOR A	5110010	TO
1321011100	1320000200	50373601	ACCOUNTANT SUPERVISOR 2	00322738	SHAQUITA ANDERSON	10159610	ACCOUNTANT SUPERVISOR 2	5110010	TO
1321011100	1320000600	50373601	ACCOUNTANT SUPERVISOR 2	00322738	SHAQUITA ANDERSON	10159610	ACCOUNTANT SUPERVISOR 2	5110010	TO
1321011000	1320000200	50651839	ADMIN ASSISTANT 5	00323214	LAURA REDDING	10168080	ADMIN ASSISTANT 5	5110010	TO
1321011000	1320000600	50651839	ADMIN ASSISTANT 5	00323214	LAURA REDDING	10168080	ADMIN ASSISTANT 5	5110010	TO
1321012700	1320000200	184915	NURSING ASST 2	00325262	ANDRIEKA WALTERS	10100400	NURSING ASST 2	5110010	TO
1321012700	1320000600	184915	NURSING ASST 2	00325262	ANDRIEKA WALTERS	10100400	NURSING ASST 2	5110010	TO
1321012900	1320000200	166255	RN-SUPERVISOR A	00325472	CHRISTY HAMBY	10172630	RN SUPERVISOR A	5110010	TO
1321012900	1320000600	166255	RN-SUPERVISOR A	00325472	CHRISTY HAMBY	10172630	RN SUPERVISOR A	5110010	TO
1321012900	1320000200	50379068	PRACT NURSE/LICENSED, 3	00326449	KIMBERLY CARR	10150020	PRACTICAL NURSE-LIC 3	5110010	TO
1321012900	1320000600	50379068	PRACT NURSE/LICENSED, 3	00326449	KIMBERLY CARR	10150020	PRACTICAL NURSE-LIC 3	5110010	TO
1321011000	1320000200	50566749	LONG TERM CARE HOS AS ADM	00328050	MARADYE RINEHART	10167240	LONG TERM CARE HOS AS ADM	5110010	TO
1321011000	1320000600	50566749	LONG TERM CARE HOS AS ADM	00328050	MARADYE RINEHART	10167240	LONG TERM CARE HOS AS ADM	5110010	TO
1321012900	1320000200	166293	PRACT NURSE/LICENSED, 3	00328254	SUSAN LEWIS	10150020	PRACTICAL NURSE-LIC 3	5110010	TO
1321012900	1320000600	166293	PRACT NURSE/LICENSED, 3	00328254	SUSAN LEWIS	10150020	PRACTICAL NURSE-LIC 3	5110010	TO
1321012900	1320000200	166257	PRACT NURSE/LICENSED, 3	00329983	CHELSEA BEEBE	10150020	PRACTICAL NURSE-LIC 3	5110010	TO
1321012900	1320000600	166257	PRACT NURSE/LICENSED, 3	00329983	CHELSEA BEEBE	10150020	PRACTICAL NURSE-LIC 3	5110010	TO
1321012700	1320000200	189868	NURSING ASST 2	00330791	ANGELA MCHENRY	10100400	NURSING ASST 2	5110010	TO
1321012700	1320000600	189868	NURSING ASST 2	00330791	ANGELA MCHENRY	10100400	NURSING ASST 2	5110010	TO
1321012100	1320000200	166244	THERAPEUTIC REC SPEC 3-A	00331723	REBECCA CATES	10168830	THERAPEUTIC REC SPEC 3-A	5110010	TO
1321012100	1320000600	166244	THERAPEUTIC REC SPEC 3-A	00331723	REBECCA CATES	10168830	THERAPEUTIC REC SPEC 3-A	5110010	TO
1321012700	1320000200	166288	NURSING ASST 2	00333142	SAMANTHA BENJAMIN	10100400	NURSING ASST 2	5110010	TO

Department: 03A - VETS
 Agency: 132 DVA - NORTHEAST LOUISIANA VETERANS HOME

STATE OF LOUISIANA
Personnel Expenditure Planning
Payroll Projection Report Detail
Filled Positions by Program and Authorization

PEP – FILLED AUTH
 Fiscal Year 2025 - 2026
 Report Date: 10/30/24

Position Authorization	Position Categorization	Pay Scale Group	Employee Count	Employee Allocation	Employee FTE	Salary + Current Year CPG	Market Adjustment (PERF ADJ)	CPG	Work Week Adjustments	Total Requested Salaries	Medicare	Social Security	M
	CLASSIFIED	MS-519	.71	71%	100%	\$60,014	\$2,306	\$0	\$0	\$62,320	\$901	\$0	
	CLASSIFIED	AS-617	.29	29%	100%	\$19,609	\$756	\$0	\$0	\$20,365	\$299	\$0	
	CLASSIFIED	AS-617	.71	71%	100%	\$47,991	\$1,837	\$0	\$0	\$49,828	\$719	\$0	
	CLASSIFIED	AS-613	.29	29%	100%	\$14,353	\$553	\$0	\$0	\$14,906	\$216	\$0	
	CLASSIFIED	AS-613	.71	71%	100%	\$35,151	\$1,346	\$0	\$0	\$36,497	\$529	\$0	
	CLASSIFIED	MS-505	.29	29%	100%	\$9,242	\$359	\$0	\$0	\$9,601	\$144	\$0	
	CLASSIFIED	MS-505	.71	71%	100%	\$22,624	\$863	\$0	\$0	\$23,487	\$336	\$0	
	CLASSIFIED	MS-519	.29	29%	100%	\$23,473	\$899	\$0	\$0	\$24,372	\$358	\$0	
	CLASSIFIED	MS-519	.71	71%	100%	\$57,481	\$2,206	\$0	\$0	\$59,687	\$861	\$0	
	CLASSIFIED	MS-511	.29	29%	100%	\$14,544	\$554	\$0	\$0	\$15,098	\$216	\$0	
	CLASSIFIED	MS-511	.71	71%	100%	\$35,626	\$1,371	\$0	\$0	\$36,997	\$539	\$0	
	CLASSIFIED	AS-622	.29	29%	100%	\$28,524	\$816	\$0	\$0	\$29,340	\$421	\$0	
	CLASSIFIED	AS-622	.71	71%	100%	\$69,818	\$2,013	\$0	\$0	\$71,831	\$1,046	\$0	
	CLASSIFIED	MS-511	.29	29%	100%	\$13,453	\$517	\$0	\$0	\$13,970	\$204	\$0	
	CLASSIFIED	MS-511	.71	71%	100%	\$32,931	\$1,262	\$0	\$0	\$34,193	\$494	\$0	
	CLASSIFIED	MS-511	.29	29%	100%	\$14,544	\$554	\$0	\$0	\$15,098	\$216	\$0	
	CLASSIFIED	MS-511	.71	71%	100%	\$35,626	\$1,371	\$0	\$0	\$36,997	\$539	\$0	
	CLASSIFIED	MS-505	.29	29%	100%	\$9,228	\$358	\$0	\$0	\$9,586	\$143	\$0	
	CLASSIFIED	MS-505	.71	71%	100%	\$22,575	\$862	\$0	\$0	\$23,437	\$336	\$0	
	CLASSIFIED	SS-412	.29	29%	100%	\$14,677	\$563	\$0	\$0	\$15,240	\$218	\$0	
	CLASSIFIED	SS-412	.71	71%	100%	\$35,929	\$1,378	\$0	\$0	\$37,307	\$544	\$0	
	CLASSIFIED	MS-505	.29	29%	100%	\$9,242	\$359	\$0	\$0	\$9,601	\$144	\$0	

Department: 03A - VETS

Agency: 132 DVA - NORTHEAST LOUISIANA VETERANS HOME

STATE OF LOUISIANA
Personnel Expenditure Planning
Payroll Projection Report Detail
Filled Positions by Program and Authorization

PEP – FILLED AUTH

Fiscal Year 2025 - 2026

Report Date: 10/30/24

Medical	RT Benefit Plan	Retirement	Life Insurance	Other Pays	Emoluments	Total Requested Benefits	Total Requested Salaries and Benefits
\$11,710	LAS5	\$21,649	\$66	\$4,656	\$0	\$38,982	\$101,302
\$0	LAS5	\$7,069	\$0	\$0	\$0	\$7,368	\$27,733
\$0	LAS5	\$17,316	\$0	\$0	\$0	\$18,035	\$67,863
\$2,785	LAS5	\$5,184	\$0	\$0	\$0	\$8,185	\$23,091
\$6,808	LAS5	\$12,673	\$0	\$0	\$0	\$20,010	\$56,507
\$2,425	LAS5	\$3,336	\$0	\$1,450	\$0	\$7,355	\$16,956
\$5,943	LAS5	\$8,159	\$0	\$3,549	\$0	\$17,987	\$41,474
\$4,776	LAS5	\$8,470	\$21	\$2,264	\$0	\$15,889	\$40,261
\$11,710	LAS5	\$20,732	\$53	\$5,543	\$0	\$38,899	\$98,586
\$2,425	LAS5	\$5,245	\$0	\$4,895	\$0	\$12,781	\$27,879
\$5,943	LAS5	\$12,853	\$0	\$11,983	\$0	\$31,318	\$68,315
\$2,425	LAS5	\$10,188	\$27	\$0	\$0	\$13,061	\$42,401
\$5,943	LAS5	\$24,959	\$66	\$0	\$0	\$32,014	\$103,845
\$2,785	LAS5	\$4,849	\$27	\$557	\$0	\$8,422	\$22,392
\$6,808	LAS5	\$11,883	\$66	\$1,363	\$0	\$20,614	\$54,807
\$2,771	LAS5	\$5,245	\$0	\$3,119	\$0	\$11,351	\$26,449
\$6,779	LAS5	\$12,853	\$0	\$7,637	\$0	\$27,808	\$64,805
\$2,425	LAS5	\$3,324	\$0	\$3,865	\$0	\$9,757	\$19,343
\$5,943	LAS5	\$8,148	\$0	\$9,463	\$0	\$23,890	\$47,327
\$2,425	LAS5	\$5,293	\$0	\$0	\$0	\$7,936	\$23,176
\$5,943	LAS5	\$12,962	\$0	\$0	\$0	\$19,449	\$56,756
\$0	LAS5	\$3,336	\$0	\$2,035	\$0	\$5,515	\$15,116

Department: 03A - VETS Agency: 132 DVA - NORTHEAST LOUISIANA VETERANS HOME	STATE OF LOUISIANA Personnel Expenditure Planning Payroll Projection Report Detail Filled Positions by Program and Authorization	PEP – FILLED AUTH Fiscal Year 2025 - 2026 Report Date: 10/30/24
---	---	---

Funds Center	Fund	Position Number	Position Description	Employee Number	Employee Description	Job Number	Job Description	Commitment Item	A
1321012700	1320000600	166288	NURSING ASST 2	00333142	SAMANTHA BENJAMIN	10100400	NURSING ASST 2	5110010	TO
1321011300	1320000200	50674327	HUMAN RESOURCES SUPERVISOR	00334129	TALYAH LEWIS	10170970	HUMAN RESOURCES SUPERVISOR	5110010	TO
1321011300	1320000600	50674327	HUMAN RESOURCES SUPERVISOR	00334129	TALYAH LEWIS	10170970	HUMAN RESOURCES SUPERVISOR	5110010	TO
1321012300	1320000200	50376532	CUSTODIAN SUPERVISOR A	00334265	QUINTIN CROWE	10175920	CUSTODIAN SUPERVISOR A	5110010	TO
1321012300	1320000600	50376532	CUSTODIAN SUPERVISOR A	00334265	QUINTIN CROWE	10175920	CUSTODIAN SUPERVISOR A	5110010	TO
1321011200	1320000200	165928	MAINTENANCE REPAIR 2	00334572	CORY HOWE	10128640	MAINTENANCE REPAIRER 2	5110010	TO
1321011200	1320000600	165928	MAINTENANCE REPAIR 2	00334572	CORY HOWE	10128640	MAINTENANCE REPAIRER 2	5110010	TO
1321012200	1320000200	165891	FOOD SERVICE SPEC 3	00334722	LATEISHA CALLOWAY	10160930	FOOD SERVICE SPEC 3	5110010	TO
1321012200	1320000600	165891	FOOD SERVICE SPEC 3	00334722	LATEISHA CALLOWAY	10160930	FOOD SERVICE SPEC 3	5110010	TO
1321012700	1320000200	50382156	PSYCH AIDE SUPERVISOR 1	00335518	SHARON DIXON	10100500	PSYCHIATRIC AIDE SUPV 1	5110010	TO
1321012700	1320000600	50382156	PSYCH AIDE SUPERVISOR 1	00335518	SHARON DIXON	10100500	PSYCHIATRIC AIDE SUPV 1	5110010	TO
1321012900	1320000200	166258	PRACT NURSE/LICENSED, 3	00335985	MARGO ALLEN	10150020	PRACTICAL NURSE-LIC 3	5110010	TO
1321012900	1320000600	166258	PRACT NURSE/LICENSED, 3	00335985	MARGO ALLEN	10150020	PRACTICAL NURSE-LIC 3	5110010	TO
1321011300	1320000200	165860	HUMAN RES ANALYST C	00336069	JAMAILE BURTON	10170820	HUMAN RESOURCES ANALYST C	5110010	TO
1321011300	1320000600	165860	HUMAN RES ANALYST C	00336069	JAMAILE BURTON	10170820	HUMAN RESOURCES ANALYST C	5110010	TO
1321012500	1320000200	50539958	PHARMACY TECHNICIAN 2	00336354	HOLLY NICHOLS	10159350	PHARMACY TECHNICIAN 2	5110010	TO
1321012500	1320000600	50539958	PHARMACY TECHNICIAN 2	00336354	HOLLY NICHOLS	10159350	PHARMACY TECHNICIAN 2	5110010	TO
1321012300	1320000200	50376529	CUSTODIAN 2	00336581	BREANNA JONES	10100270	CUSTODIAN 2	5110010	TO
1321012300	1320000600	50376529	CUSTODIAN 2	00336581	BREANNA JONES	10100270	CUSTODIAN 2	5110010	TO
1321012900	1320000200	166340	RN SUPERVISOR B	00336849	BEVERLY MATHIS	10172640	RN SUPERVISOR B	5110010	TO
1321012900	1320000600	166340	RN SUPERVISOR B	00336849	BEVERLY MATHIS	10172640	RN SUPERVISOR B	5110010	TO
1321012700	1320000200	189866	NURSING ASST 2	00337065	DELORES WASHINGTON	10100400	NURSING ASST 2	5110010	TO

Department: 03A - VETS Agency: 132 DVA - NORTHEAST LOUISIANA VETERANS HOME	STATE OF LOUISIANA Personnel Expenditure Planning Payroll Projection Report Detail Filled Positions by Program and Authorization	PEP – FILLED AUTH Fiscal Year 2025 - 2026 Report Date: 10/30/24
---	---	---

Position Authorization	Position Categorization	Pay Scale Group	Employee Count	Employee Allocation	Employee FTE	Salary + Current Year CPG	Market Adjustment (PERF ADJ)	CPG	Work Week Adjustments	Total Requested Salaries	Medicare	Social Security	M
	CLASSIFIED	MS-505	.71	71%	100%	\$22,624	\$863	\$0	\$0	\$23,487	\$336	\$0	
	CLASSIFIED	AS-618	.29	29%	100%	\$18,467	\$706	\$0	\$0	\$19,173	\$276	\$0	
	CLASSIFIED	AS-618	.71	71%	100%	\$45,202	\$1,736	\$0	\$0	\$46,938	\$683	\$0	
	CLASSIFIED	WS-207	.29	29%	100%	\$9,265	\$360	\$0	\$0	\$9,625	\$144	\$0	
	CLASSIFIED	WS-207	.71	71%	100%	\$22,684	\$866	\$0	\$0	\$23,550	\$337	\$0	
	CLASSIFIED	WS-212	.29	29%	100%	\$12,838	\$494	\$0	\$0	\$13,332	\$191	\$0	
	CLASSIFIED	WS-212	.71	71%	100%	\$31,424	\$1,204	\$0	\$0	\$32,628	\$475	\$0	
	CLASSIFIED	WS-205	.29	29%	100%	\$7,991	\$312	\$0	\$0	\$8,303	\$119	\$0	
	CLASSIFIED	WS-205	.71	71%	100%	\$19,569	\$745	\$0	\$0	\$20,314	\$296	\$0	
	CLASSIFIED	SS-406	.29	29%	100%	\$10,007	\$385	\$0	\$0	\$10,392	\$146	\$0	
	CLASSIFIED	SS-406	.71	71%	100%	\$24,500	\$939	\$0	\$0	\$25,439	\$374	\$0	
	CLASSIFIED	MS-511	.29	29%	100%	\$14,557	\$562	\$0	\$0	\$15,119	\$216	\$0	
	CLASSIFIED	MS-511	.71	71%	100%	\$35,654	\$1,364	\$0	\$0	\$37,018	\$540	\$0	
	CLASSIFIED	AS-615	.29	29%	100%	\$15,445	\$589	\$0	\$0	\$16,034	\$228	\$0	
	CLASSIFIED	AS-615	.71	71%	100%	\$37,803	\$1,454	\$0	\$0	\$39,257	\$574	\$0	
	CLASSIFIED	MS-508	.29	29%	100%	\$10,788	\$419	\$0	\$0	\$11,207	\$166	\$0	
	CLASSIFIED	MS-508	.71	71%	100%	\$26,423	\$1,008	\$0	\$0	\$27,431	\$394	\$0	
	CLASSIFIED	WS-203	.29	29%	100%	\$7,043	\$274	\$0	\$0	\$7,317	\$109	\$0	
	CLASSIFIED	WS-203	.71	71%	100%	\$17,231	\$657	\$0	\$0	\$17,888	\$257	\$0	
	CLASSIFIED	MS-520	.29	29%	100%	\$25,261	\$973	\$0	\$0	\$26,234	\$384	\$0	
	CLASSIFIED	MS-520	.71	71%	100%	\$61,829	\$2,368	\$0	\$0	\$64,197	\$927	\$0	
	CLASSIFIED	MS-505	.29	29%	100%	\$9,228	\$358	\$0	\$0	\$9,586	\$143	\$0	

Department: 03A - VETS

Agency: 132 DVA - NORTHEAST LOUISIANA VETERANS HOME

STATE OF LOUISIANA
Personnel Expenditure Planning
Payroll Projection Report Detail
Filled Positions by Program and Authorization

PEP – FILLED AUTH
 Fiscal Year 2025 - 2026
 Report Date: 10/30/24

Medical	RT Benefit Plan	Retirement	Life Insurance	Other Pays	Emoluments	Total Requested Benefits	Total Requested Salaries and Benefits
\$0	LAS5	\$8,159	\$0	\$4,983	\$0	\$13,478	\$36,965
\$2,425	LAS5	\$6,660	\$15	\$0	\$0	\$9,376	\$28,549
\$5,943	LAS5	\$16,307	\$36	\$0	\$0	\$22,969	\$69,907
\$0	LAS5	\$3,338	\$0	\$1,055	\$0	\$4,537	\$14,162
\$0	LAS5	\$8,187	\$0	\$2,584	\$0	\$11,108	\$34,658
\$2,425	LAS5	\$4,631	\$18	\$625	\$0	\$7,890	\$21,222
\$5,943	LAS5	\$11,336	\$44	\$1,531	\$0	\$19,329	\$51,957
\$0	LAS5	\$2,882	\$0	\$571	\$0	\$3,572	\$11,875
\$0	LAS5	\$7,060	\$0	\$1,398	\$0	\$8,754	\$29,068
\$2,425	LAS5	\$3,613	\$0	\$2,807	\$0	\$8,991	\$19,383
\$5,943	LAS5	\$8,835	\$0	\$6,873	\$0	\$22,025	\$47,464
\$0	LAS5	\$5,257	\$0	\$2,890	\$0	\$8,363	\$23,482
\$0	LAS5	\$12,856	\$0	\$7,075	\$0	\$20,471	\$57,489
\$2,425	LAS5	\$5,567	\$16	\$0	\$0	\$8,236	\$24,270
\$5,943	LAS5	\$13,641	\$39	\$0	\$0	\$20,197	\$59,454
\$0	LAS5	\$3,898	\$21	\$0	\$0	\$4,085	\$15,292
\$0	LAS5	\$9,525	\$53	\$0	\$0	\$9,972	\$37,403
\$0	LAS5	\$2,543	\$0	\$464	\$0	\$3,116	\$10,433
\$0	LAS5	\$6,213	\$0	\$1,136	\$0	\$7,606	\$25,494
\$2,425	LAS5	\$9,108	\$0	\$3,208	\$0	\$15,125	\$41,359
\$5,943	LAS5	\$22,308	\$0	\$7,855	\$0	\$37,033	\$101,230
\$0	LAS5	\$3,324	\$0	\$1,787	\$0	\$5,254	\$14,840

Department: 03A - VETS Agency: 132 DVA - NORTHEAST LOUISIANA VETERANS HOME	STATE OF LOUISIANA Personnel Expenditure Planning Payroll Projection Report Detail Filled Positions by Program and Authorization	PEP – FILLED AUTH Fiscal Year 2025 - 2026 Report Date: 10/30/24
---	---	---

Funds Center	Fund	Position Number	Position Description	Employee Number	Employee Description	Job Number	Job Description	Commitment Item	A
1321012700	1320000600	189866	NURSING ASST 2	00337065	DELORES WASHINGTON	10100400	NURSING ASST 2	5110010	TO
1321012700	1320000200	50601059	NURSING ASST 2	00337292	JACQUELYN DUKES	10100400	NURSING ASST 2	5110010	TO
1321012100	1320000200	189867	NURSING ASST 2	00337421	AMANDA GOODWIN	10100400	NURSING ASST 2	5110010	TO
1321012100	1320000600	189867	NURSING ASST 2	00337421	AMANDA GOODWIN	10100400	NURSING ASST 2	5110010	TO
1321011200	1320000200	50481633	MAINTENANCE REPAIRER 2	00337516	PHILLIP BURCH	10128640	MAINTENANCE REPAIRER 2	5110010	TO
1321011200	1320000600	50481633	MAINTENANCE REPAIRER 2	00337516	PHILLIP BURCH	10128640	MAINTENANCE REPAIRER 2	5110010	TO
1321012700	1320000200	166277	NURSING ASST 2	00337766	TAKNIA PARKER	10100400	NURSING ASST 2	5110010	TO
1321012700	1320000600	166277	NURSING ASST 2	00337766	TAKNIA PARKER	10100400	NURSING ASST 2	5110010	TO
1321012300	1320000200	165944	CUSTODIAN 2	00338078	GREGORY STREAM	10100270	CUSTODIAN 2	5110010	TO
1321012300	1320000600	165944	CUSTODIAN 2	00338078	GREGORY STREAM	10100270	CUSTODIAN 2	5110010	TO
1321012200	1320000200	165907	FOOD SERVICE SPEC 3	00338848	SHARON HILLARD	10160930	FOOD SERVICE SPEC 3	5110010	TO
1321012200	1320000600	165907	FOOD SERVICE SPEC 3	00338848	SHARON HILLARD	10160930	FOOD SERVICE SPEC 3	5110010	TO
1321012900	1320000200	50342695	PRACT NURSE/LICENSED 1	00339089	KAMYA MYERS	10150000	PRACTICAL NURSE-LIC 1	5110010	TO
1321012900	1320000600	50342695	PRACT NURSE/LICENSED 1	00339089	KAMYA MYERS	10150000	PRACTICAL NURSE-LIC 1	5110010	TO
1321012700	1320000200	166264	NURSING ASST 2	00339233	TIMEYSHA BYRD	10100400	NURSING ASST 2	5110010	TO
1321012700	1320000600	166264	NURSING ASST 2	00339233	TIMEYSHA BYRD	10100400	NURSING ASST 2	5110010	TO
1321012700	1320000200	166270	NURSING ASST 2	00339713	ONESHIA WALKER	10100400	NURSING ASST 2	5110010	TO
1321012700	1320000600	166270	NURSING ASST 2	00339713	ONESHIA WALKER	10100400	NURSING ASST 2	5110010	TO
1321012900	1320000200	50396359	PRACT NURSE/LICENSED 3	00342080	VANESSA COUCH	10150020	PRACTICAL NURSE-LIC 3	5110010	TO
1321012900	1320000600	50396359	PRACT NURSE/LICENSED 3	00342080	VANESSA COUCH	10150020	PRACTICAL NURSE-LIC 3	5110010	TO
1321012700	1320000200	189864	NURSING ASST 2	00343923	ERICA BATTLE	10100400	NURSING ASST 2	5110010	TO
1321012700	1320000600	189864	NURSING ASST 2	00343923	ERICA BATTLE	10100400	NURSING ASST 2	5110010	TO

Department: 03A - VETS
 Agency: 132 DVA - NORTHEAST LOUISIANA VETERANS HOME

STATE OF LOUISIANA
Personnel Expenditure Planning
Payroll Projection Report Detail
Filled Positions by Program and Authorization

PEP – FILLED AUTH
 Fiscal Year 2025 - 2026
 Report Date: 10/30/24

Position Authorization	Position Categorization	Pay Scale Group	Employee Count	Employee Allocation	Employee FTE	Salary + Current Year CPG	Market Adjustment (PERF ADJ)	CPG	Work Week Adjustments	Total Requested Salaries	Medicare	Social Security	M
	CLASSIFIED	MS-505	.71	71%	100%	\$22,575	\$862	\$0	\$0	\$23,437	\$336	\$0	
	CLASSIFIED	MS-505	1	100%	100%	\$31,866	\$1,222	\$0	\$0	\$33,088	\$480	\$0	
	CLASSIFIED	MS-505	.29	29%	100%	\$9,242	\$359	\$0	\$0	\$9,601	\$144	\$0	
	CLASSIFIED	MS-505	.71	71%	100%	\$22,624	\$863	\$0	\$0	\$23,487	\$336	\$0	
	CLASSIFIED	WS-212	.29	29%	100%	\$12,838	\$494	\$0	\$0	\$13,332	\$191	\$0	
	CLASSIFIED	WS-212	.71	71%	100%	\$31,424	\$1,204	\$0	\$0	\$32,628	\$475	\$0	
	CLASSIFIED	MS-505	.29	29%	100%	\$8,868	\$336	\$0	\$0	\$9,204	\$133	\$0	
	CLASSIFIED	MS-505	.71	71%	100%	\$21,708	\$837	\$0	\$0	\$22,545	\$327	\$0	
	CLASSIFIED	WS-203	.29	29%	100%	\$7,043	\$274	\$0	\$0	\$7,317	\$109	\$0	
	CLASSIFIED	WS-203	.71	71%	100%	\$17,231	\$657	\$0	\$0	\$17,888	\$257	\$0	
	CLASSIFIED	WS-205	.29	29%	100%	\$7,991	\$312	\$0	\$0	\$8,303	\$119	\$0	
	CLASSIFIED	WS-205	.71	71%	100%	\$19,569	\$745	\$0	\$0	\$20,314	\$296	\$0	
	CLASSIFIED	MS-509	.29	29%	100%	\$11,747	\$454	\$0	\$0	\$12,201	\$179	\$0	
	CLASSIFIED	MS-509	.71	71%	100%	\$28,771	\$1,100	\$0	\$0	\$29,871	\$431	\$0	
	CLASSIFIED	MS-505	.29	29%	100%	\$8,868	\$336	\$0	\$0	\$9,204	\$133	\$0	
	CLASSIFIED	MS-505	.71	71%	100%	\$21,708	\$837	\$0	\$0	\$22,545	\$327	\$0	
	CLASSIFIED	MS-505	.29	29%	100%	\$9,228	\$358	\$0	\$0	\$9,586	\$143	\$0	
	CLASSIFIED	MS-505	.71	71%	100%	\$22,575	\$862	\$0	\$0	\$23,437	\$336	\$0	
	CLASSIFIED	MS-511	.29	29%	100%	\$14,544	\$554	\$0	\$0	\$15,098	\$216	\$0	
	CLASSIFIED	MS-511	.71	71%	100%	\$35,626	\$1,371	\$0	\$0	\$36,997	\$539	\$0	
	CLASSIFIED	MS-505	.29	29%	100%	\$9,228	\$358	\$0	\$0	\$9,586	\$143	\$0	
	CLASSIFIED	MS-505	.71	71%	100%	\$22,575	\$862	\$0	\$0	\$23,437	\$336	\$0	

Department: 03A - VETS

Agency: 132 DVA - NORTHEAST LOUISIANA VETERANS HOME

STATE OF LOUISIANA
Personnel Expenditure Planning
Payroll Projection Report Detail
Filled Positions by Program and Authorization

PEP – FILLED AUTH

Fiscal Year 2025 - 2026

Report Date: 10/30/24

Medical	RT Benefit Plan	Retirement	Life Insurance	Other Pays	Emoluments	Total Requested Benefits	Total Requested Salaries and Benefits
\$0	LAS5	\$8,148	\$0	\$4,375	\$0	\$12,859	\$36,296
\$0	LAS5	\$11,495	\$0	\$6,734	\$0	\$18,709	\$51,797
\$2,425	LAS5	\$3,336	\$0	\$1,602	\$0	\$7,507	\$17,108
\$5,943	LAS5	\$8,159	\$0	\$3,923	\$0	\$18,361	\$41,848
\$2,785	LAS5	\$4,631	\$2	\$1,121	\$0	\$8,730	\$22,062
\$6,808	LAS5	\$11,336	\$5	\$2,744	\$0	\$21,368	\$53,996
\$0	LAS5	\$3,204	\$0	\$208	\$0	\$3,545	\$12,749
\$0	LAS5	\$7,826	\$0	\$510	\$0	\$8,663	\$31,208
\$2,425	LAS5	\$2,543	\$0	\$580	\$0	\$5,657	\$12,974
\$5,943	LAS5	\$6,213	\$0	\$1,420	\$0	\$13,833	\$31,721
\$0	LAS5	\$2,882	\$0	\$562	\$0	\$3,563	\$11,866
\$0	LAS5	\$7,060	\$0	\$1,377	\$0	\$8,733	\$29,047
\$0	LAS5	\$4,236	\$0	\$350	\$0	\$4,765	\$16,966
\$0	LAS5	\$10,380	\$0	\$856	\$0	\$11,667	\$41,538
\$0	LAHD	\$3,721	\$0	\$0	\$0	\$3,854	\$13,058
\$0	LAHD	\$9,109	\$0	\$0	\$0	\$9,436	\$31,981
\$0	LAS5	\$3,324	\$0	\$1,958	\$0	\$5,425	\$15,011
\$0	LAS5	\$8,148	\$0	\$4,793	\$0	\$13,277	\$36,714
\$2,785	LAS5	\$5,245	\$18	\$4,524	\$0	\$12,788	\$27,886
\$6,808	LAS5	\$12,853	\$44	\$11,075	\$0	\$31,319	\$68,316
\$0	LAS5	\$3,324	\$15	\$1,447	\$0	\$4,929	\$14,515
\$0	LAS5	\$8,148	\$36	\$3,542	\$0	\$12,062	\$35,499

Department: 03A - VETS Agency: 132 DVA - NORTHEAST LOUISIANA VETERANS HOME	STATE OF LOUISIANA Personnel Expenditure Planning Payroll Projection Report Detail Filled Positions by Program and Authorization	PEP – FILLED AUTH Fiscal Year 2025 - 2026 Report Date: 10/30/24
---	---	---

Funds Center	Fund	Position Number	Position Description	Employee Number	Employee Description	Job Number	Job Description	Commitment Item	A
1321012900	1320000200	50412802	PRACTICAL NURSE/LIC3	00344951	LATRICIA SOUTHERN	10150020	PRACTICAL NURSE-LIC 3	5110010	TO
1321012900	1320000600	50412802	PRACTICAL NURSE/LIC3	00344951	LATRICIA SOUTHERN	10150020	PRACTICAL NURSE-LIC 3	5110010	TO
1321012700	1320000200	50353677	NURSING ASST 2	00345163	NICOLE RICHMOND	10100400	NURSING ASST 2	5110010	TO
1321012700	1320000600	50353677	NURSING ASST 2	00345163	NICOLE RICHMOND	10100400	NURSING ASST 2	5110010	TO
1321011100	1320000200	165916	ACCOUNTANT MANAGER 1	00346272	BRANDY MAY	10159710	ACCOUNTANT MANAGER 1	5110010	TO
1321011100	1320000600	165916	ACCOUNTANT MANAGER 1	00346272	BRANDY MAY	10159710	ACCOUNTANT MANAGER 1	5110010	TO
1321012200	1320000200	165911	FOOD SERVICE SPEC 3	00347648	SHEQUITA ROBINSON	10160930	FOOD SERVICE SPEC 3	5110010	TO
1321012200	1320000600	165911	FOOD SERVICE SPEC 3	00347648	SHEQUITA ROBINSON	10160930	FOOD SERVICE SPEC 3	5110010	TO
1321012700	1320000200	166279	NURSING ASST 2	00347649	DOROTHY HOLMES	10100400	NURSING ASST 2	5110010	TO
1321012700	1320000600	166279	NURSING ASST 2	00347649	DOROTHY HOLMES	10100400	NURSING ASST 2	5110010	TO
1321012200	1320000200	165902	FOOD SERVICE SPEC 5	00347669	TRACEY SIAS	10169540	FOOD SERVICE SPEC 5	5110010	TO
1321012200	1320000600	165902	FOOD SERVICE SPEC 5	00347669	TRACEY SIAS	10169540	FOOD SERVICE SPEC 5	5110010	TO
1321012700	1320000200	166290	NURSING ASST 2	00348030	TERRI BLUEFORD	10100400	NURSING ASST 2	5110010	TO
1321012700	1320000600	166290	NURSING ASST 2	00348030	TERRI BLUEFORD	10100400	NURSING ASST 2	5110010	TO
1321012900	1320000200	50549303	RN SUPERVISOR A	00348355	MARSELLA WILLIAMS	10172630	RN SUPERVISOR A	5110010	TO
1321012900	1320000600	50549303	RN SUPERVISOR A	00348355	MARSELLA WILLIAMS	10172630	RN SUPERVISOR A	5110010	TO
1321012700	1320000200	166275	NURSING ASST 2	00349697	SHANDA BRADSHAW	10100400	NURSING ASST 2	5110010	TO
1321012700	1320000600	166275	NURSING ASST 2	00349697	SHANDA BRADSHAW	10100400	NURSING ASST 2	5110010	TO
1321012700	1320000200	50328753	NURSING ASST 2	00349912	TABATHA LOGAN	10100400	NURSING ASST 2	5110010	TO
1321012700	1320000600	50328753	NURSING ASST 2	00349912	TABATHA LOGAN	10100400	NURSING ASST 2	5110010	TO
1321011000	1320000200	50666758	MARKETING REP 2	00350154	JOHN BENNETT	10159230	MARKETING REP 2	5110010	TO
1321011000	1320000600	50666758	MARKETING REP 2	00350154	JOHN BENNETT	10159230	MARKETING REP 2	5110010	TO

Department: 03A - VETS
 Agency: 132 DVA - NORTHEAST LOUISIANA VETERANS HOME

STATE OF LOUISIANA
Personnel Expenditure Planning
Payroll Projection Report Detail
Filled Positions by Program and Authorization

PEP – FILLED AUTH
 Fiscal Year 2025 - 2026
 Report Date: 10/30/24

Position Authorization	Position Categorization	Pay Scale Group	Employee Count	Employee Allocation	Employee FTE	Salary + Current Year CPG	Market Adjustment (PERF ADJ)	CPG	Work Week Adjustments	Total Requested Salaries	Medicare	Social Security	M
	CLASSIFIED	MS-511	.29	29%	100%	\$13,990	\$540	\$0	\$0	\$14,530	\$214	\$0	
	CLASSIFIED	MS-511	.71	71%	100%	\$34,245	\$1,310	\$0	\$0	\$35,555	\$512	\$0	
	CLASSIFIED	MS-505	.29	29%	100%	\$8,868	\$336	\$0	\$0	\$9,204	\$133	\$0	
	CLASSIFIED	MS-505	.71	71%	100%	\$21,708	\$837	\$0	\$0	\$22,545	\$327	\$0	
	CLASSIFIED	AS-618	.29	29%	100%	\$21,529	\$624	\$0	\$0	\$22,153	\$325	\$0	
	CLASSIFIED	AS-618	.71	71%	100%	\$52,706	\$1,512	\$0	\$0	\$54,218	\$782	\$0	
	CLASSIFIED	WS-205	.29	29%	100%	\$7,991	\$312	\$0	\$0	\$8,303	\$119	\$0	
	CLASSIFIED	WS-205	.71	71%	100%	\$19,569	\$745	\$0	\$0	\$20,314	\$296	\$0	
	CLASSIFIED	MS-505	.29	29%	100%	\$9,228	\$358	\$0	\$0	\$9,586	\$143	\$0	
	CLASSIFIED	MS-505	.71	71%	100%	\$22,575	\$862	\$0	\$0	\$23,437	\$336	\$0	
	CLASSIFIED	WS-207	.29	29%	100%	\$9,146	\$348	\$0	\$0	\$9,494	\$142	\$0	
	CLASSIFIED	WS-207	.71	71%	100%	\$22,408	\$862	\$0	\$0	\$23,270	\$333	\$0	
	CLASSIFIED	MS-505	.29	29%	100%	\$9,228	\$358	\$0	\$0	\$9,586	\$143	\$0	
	CLASSIFIED	MS-505	.71	71%	100%	\$22,575	\$862	\$0	\$0	\$23,437	\$336	\$0	
	CLASSIFIED	MS-519	.29	29%	100%	\$20,459	\$782	\$0	\$0	\$21,241	\$313	\$0	
	CLASSIFIED	MS-519	.71	71%	100%	\$50,074	\$1,924	\$0	\$0	\$51,998	\$749	\$0	
	CLASSIFIED	MS-505	.29	29%	100%	\$9,228	\$358	\$0	\$0	\$9,586	\$143	\$0	
	CLASSIFIED	MS-505	.71	71%	100%	\$22,575	\$862	\$0	\$0	\$23,437	\$336	\$0	
	CLASSIFIED	MS-505	.29	29%	100%	\$9,228	\$358	\$0	\$0	\$9,586	\$143	\$0	
	CLASSIFIED	MS-505	.71	71%	100%	\$22,575	\$862	\$0	\$0	\$23,437	\$336	\$0	
	CLASSIFIED	AS-616	.29	29%	100%	\$17,569	\$671	\$0	\$0	\$18,240	\$264	\$1,128	
	CLASSIFIED	AS-616	.71	71%	100%	\$43,001	\$1,652	\$0	\$0	\$44,653	\$648	\$2,771	

Department: 03A - VETS

Agency: 132 DVA - NORTHEAST LOUISIANA VETERANS HOME

STATE OF LOUISIANA
Personnel Expenditure Planning
Payroll Projection Report Detail
Filled Positions by Program and Authorization

PEP – FILLED AUTH

Fiscal Year 2025 - 2026

Report Date: 10/30/24

Medical	RT Benefit Plan	Retirement	Life Insurance	Other Pays	Emoluments	Total Requested Benefits	Total Requested Salaries and Benefits
\$2,785	LAS5	\$5,052	\$40	\$3,693	\$0	\$11,784	\$26,314
\$6,808	LAS5	\$12,348	\$99	\$9,041	\$0	\$28,808	\$64,363
\$2,425	LAS5	\$3,204	\$0	\$386	\$0	\$6,148	\$15,352
\$5,943	LAS5	\$7,826	\$0	\$945	\$0	\$15,041	\$37,586
\$2,785	TRSL	\$4,764	\$39	\$0	\$0	\$7,913	\$30,066
\$6,808	TRSL	\$11,663	\$96	\$0	\$0	\$19,349	\$73,567
\$0	LAS5	\$2,882	\$0	\$511	\$0	\$3,512	\$11,815
\$0	LAS5	\$7,060	\$0	\$1,252	\$0	\$8,608	\$28,922
\$0	LAS5	\$3,324	\$0	\$1,472	\$0	\$4,939	\$14,525
\$0	LAS5	\$8,148	\$0	\$3,603	\$0	\$12,087	\$35,524
\$0	LAS5	\$3,298	\$0	\$571	\$0	\$4,011	\$13,505
\$0	LAS5	\$8,084	\$0	\$1,397	\$0	\$9,814	\$33,084
\$0	LAS5	\$3,324	\$0	\$1,170	\$0	\$4,637	\$14,223
\$0	LAS5	\$8,148	\$0	\$2,864	\$0	\$11,348	\$34,785
\$2,425	LAS5	\$7,381	\$11	\$1,959	\$0	\$12,089	\$33,330
\$5,943	LAS5	\$18,062	\$26	\$4,797	\$0	\$29,577	\$81,575
\$0	LAS5	\$3,324	\$0	\$1,497	\$0	\$4,964	\$14,550
\$0	LAS5	\$8,148	\$0	\$3,665	\$0	\$12,149	\$35,586
\$0	LAS5	\$3,324	\$0	\$2,412	\$0	\$5,879	\$15,465
\$0	LAS5	\$8,148	\$0	\$5,905	\$0	\$14,389	\$37,826
\$0	SSOC	\$0	\$0	\$166	\$0	\$1,558	\$19,798
\$0	SSOC	\$0	\$0	\$406	\$0	\$3,825	\$48,478

Department: 03A - VETS Agency: 132 DVA - NORTHEAST LOUISIANA VETERANS HOME	STATE OF LOUISIANA Personnel Expenditure Planning Payroll Projection Report Detail Filled Positions by Program and Authorization	PEP – FILLED AUTH Fiscal Year 2025 - 2026 Report Date: 10/30/24
---	---	---

Funds Center	Fund	Position Number	Position Description	Employee Number	Employee Description	Job Number	Job Description	Commitment Item	A
1321012700	1320000200	166272	NURSING ASST 2	00351019	ALEXIS CROSSLEY	10100400	NURSING ASST 2	5110010	TO
1321012700	1320000600	166272	NURSING ASST 2	00351019	ALEXIS CROSSLEY	10100400	NURSING ASST 2	5110010	TO
1321012900	1320000200	50456078	PRACTICAL NURSE/LIC3	00351701	TIFFANY PITTMAN	10150020	PRACTICAL NURSE-LIC 3	5110010	TO
1321012900	1320000600	50456078	PRACTICAL NURSE/LIC3	00351701	TIFFANY PITTMAN	10150020	PRACTICAL NURSE-LIC 3	5110010	TO
1321012000	1320000200	166249	SOCIAL WORKER 2	00352138	ERICA DAVIES	10167670	SOCIAL WORKER 2	5110010	TO
1321012000	1320000600	166249	SOCIAL WORKER 2	00352138	ERICA DAVIES	10167670	SOCIAL WORKER 2	5110010	TO
1321012900	1320000200	50364010	PRACTICAL NURSE-LIC 3	00353420	ADRIANA MOLANO	10150020	PRACTICAL NURSE-LIC 3	5110010	TO
1321012900	1320000600	50364010	PRACTICAL NURSE-LIC 3	00353420	ADRIANA MOLANO	10150020	PRACTICAL NURSE-LIC 3	5110010	TO
1321012700	1320000200	166267	NURSING ASST 2	00353888	CHANDALIER PONDER	10100400	NURSING ASST 2	5110010	TO
1321012700	1320000600	166267	NURSING ASST 2	00353888	CHANDALIER PONDER	10100400	NURSING ASST 2	5110010	TO
1321012900	1320000200	166299	PRACT NURSE/LICENSED, 3	00354407	NEOMI RANDLE	10150020	PRACTICAL NURSE-LIC 3	5110010	TO
1321012900	1320000600	166299	PRACT NURSE/LICENSED, 3	00354407	NEOMI RANDLE	10150020	PRACTICAL NURSE-LIC 3	5110010	TO
1321012300	1320000200	50376527	CUSTODIAN 2	00355065	LUCILLE COLEMAN	10100270	CUSTODIAN 2	5110010	TO
1321012300	1320000600	50376527	CUSTODIAN 2	00355065	LUCILLE COLEMAN	10100270	CUSTODIAN 2	5110010	TO
1321012900	1320000200	166302	PRACT NURSE/LICENSED, 3	00355498	TURKASSAL GRANT	10150020	PRACTICAL NURSE-LIC 3	5110010	TO
1321012900	1320000600	166302	PRACT NURSE/LICENSED, 3	00355498	TURKASSAL GRANT	10150020	PRACTICAL NURSE-LIC 3	5110010	TO
1321012900	1320000200	166297	PRACTICAL NURSE/LIC2	00355653	SYPPRESS COOKS	10150010	PRACTICAL NURSE-LIC 2	5110010	TO
1321012900	1320000600	166297	PRACTICAL NURSE/LIC2	00355653	SYPPRESS COOKS	10150010	PRACTICAL NURSE-LIC 2	5110010	TO
1321012300	1320000200	50376530	CUSTODIAN 2	00355972	SHAMIEKA JAMERSON	10100270	CUSTODIAN 2	5110010	TO
1321012300	1320000600	50376530	CUSTODIAN 2	00355972	SHAMIEKA JAMERSON	10100270	CUSTODIAN 2	5110010	TO
1321012700	1320000200	184917	NURSING ASST 2	00356321	LACEY DOUGLAS	10100400	NURSING ASST 2	5110010	TO
1321012700	1320000600	184917	NURSING ASST 2	00356321	LACEY DOUGLAS	10100400	NURSING ASST 2	5110010	TO

Department: 03A - VETS
 Agency: 132 DVA - NORTHEAST LOUISIANA VETERANS HOME

STATE OF LOUISIANA
Personnel Expenditure Planning
Payroll Projection Report Detail
Filled Positions by Program and Authorization

PEP – FILLED AUTH
 Fiscal Year 2025 - 2026
 Report Date: 10/30/24

Position Authorization	Position Categorization	Pay Scale Group	Employee Count	Employee Allocation	Employee FTE	Salary + Current Year CPG	Market Adjustment (PERF ADJ)	CPG	Work Week Adjustments	Total Requested Salaries	Medicare	Social Security	M
	CLASSIFIED	MS-505	.29	29%	100%	\$9,228	\$358	\$0	\$0	\$9,586	\$143	\$0	
	CLASSIFIED	MS-505	.71	71%	100%	\$22,575	\$862	\$0	\$0	\$23,437	\$336	\$0	
	CLASSIFIED	MS-511	.29	29%	100%	\$13,453	\$517	\$0	\$0	\$13,970	\$204	\$0	
	CLASSIFIED	MS-511	.71	71%	100%	\$32,931	\$1,262	\$0	\$0	\$34,193	\$494	\$0	
	CLASSIFIED	SS-413	.29	29%	100%	\$16,102	\$614	\$0	\$0	\$16,716	\$239	\$0	
	CLASSIFIED	SS-413	.71	71%	100%	\$39,404	\$1,515	\$0	\$0	\$40,919	\$597	\$0	
	CLASSIFIED	MS-511	.29	29%	100%	\$13,990	\$540	\$0	\$0	\$14,530	\$214	\$0	
	CLASSIFIED	MS-511	.71	71%	100%	\$34,245	\$1,310	\$0	\$0	\$35,555	\$512	\$0	
	CLASSIFIED	MS-505	.29	29%	100%	\$9,228	\$358	\$0	\$0	\$9,586	\$143	\$0	
	CLASSIFIED	MS-505	.71	71%	100%	\$22,575	\$862	\$0	\$0	\$23,437	\$336	\$0	
	CLASSIFIED	MS-511	.29	29%	100%	\$13,990	\$540	\$0	\$0	\$14,530	\$214	\$0	
	CLASSIFIED	MS-511	.71	71%	100%	\$34,245	\$1,310	\$0	\$0	\$35,555	\$512	\$0	
	CLASSIFIED	WS-203	.29	29%	100%	\$6,709	\$252	\$0	\$0	\$6,961	\$97	\$0	
	CLASSIFIED	WS-203	.71	71%	100%	\$16,441	\$636	\$0	\$0	\$17,077	\$252	\$0	
	CLASSIFIED	MS-511	.29	29%	100%	\$13,453	\$517	\$0	\$0	\$13,970	\$204	\$0	
	CLASSIFIED	MS-511	.71	71%	100%	\$32,931	\$1,262	\$0	\$0	\$34,193	\$494	\$0	
	CLASSIFIED	MS-510	.29	29%	100%	\$13,992	\$540	\$0	\$0	\$14,532	\$214	\$0	
	CLASSIFIED	MS-510	.71	71%	100%	\$34,237	\$1,310	\$0	\$0	\$35,547	\$512	\$0	
	CLASSIFIED	WS-203	.29	29%	100%	\$6,709	\$252	\$0	\$0	\$6,961	\$97	\$0	
	CLASSIFIED	WS-203	.71	71%	100%	\$16,441	\$636	\$0	\$0	\$17,077	\$252	\$0	
	CLASSIFIED	MS-505	.29	29%	100%	\$9,228	\$358	\$0	\$0	\$9,586	\$143	\$0	
	CLASSIFIED	MS-505	.71	71%	100%	\$22,575	\$862	\$0	\$0	\$23,437	\$336	\$0	

Department: 03A - VETS

Agency: 132 DVA - NORTHEAST LOUISIANA VETERANS HOME

STATE OF LOUISIANA
Personnel Expenditure Planning
Payroll Projection Report Detail
Filled Positions by Program and Authorization

PEP – FILLED AUTH

Fiscal Year 2025 - 2026

Report Date: 10/30/24

Medical	RT Benefit Plan	Retirement	Life Insurance	Other Pays	Emoluments	Total Requested Benefits	Total Requested Salaries and Benefits
\$0	LAS5	\$3,324	\$0	\$1,157	\$0	\$4,624	\$14,210
\$0	LAS5	\$8,148	\$0	\$2,832	\$0	\$11,316	\$34,753
\$0	LAS5	\$4,849	\$0	\$796	\$0	\$5,849	\$19,819
\$0	LAS5	\$11,883	\$0	\$1,948	\$0	\$14,325	\$48,518
\$2,892	LAS5	\$5,807	\$2	\$0	\$0	\$8,940	\$25,656
\$7,081	LAS5	\$14,216	\$5	\$0	\$0	\$21,899	\$62,818
\$2,785	LAS5	\$5,052	\$21	\$4,217	\$0	\$12,289	\$26,819
\$6,808	LAS5	\$12,348	\$53	\$10,323	\$0	\$30,044	\$65,599
\$0	LAS5	\$3,324	\$0	\$1,515	\$0	\$4,982	\$14,568
\$0	LAS5	\$8,148	\$0	\$3,710	\$0	\$12,194	\$35,631
\$0	LAS5	\$5,052	\$0	\$4,122	\$0	\$9,388	\$23,918
\$0	LAS5	\$12,348	\$0	\$10,091	\$0	\$22,951	\$58,506
\$2,425	LASE	\$2,424	\$0	\$583	\$0	\$5,529	\$12,490
\$5,943	LASE	\$5,927	\$0	\$1,429	\$0	\$13,551	\$30,628
\$0	LAS5	\$4,849	\$0	\$4,284	\$0	\$9,337	\$23,307
\$0	LAS5	\$11,883	\$0	\$10,489	\$0	\$22,866	\$57,059
\$2,425	LAS5	\$5,051	\$18	\$3,998	\$0	\$11,706	\$26,238
\$5,943	LAS5	\$12,346	\$44	\$9,787	\$0	\$28,632	\$64,179
\$2,425	LAS5	\$2,424	\$0	\$563	\$0	\$5,509	\$12,470
\$5,943	LAS5	\$5,927	\$0	\$1,378	\$0	\$13,500	\$30,577
\$0	LAS5	\$3,324	\$0	\$2,142	\$0	\$5,609	\$15,195
\$0	LAS5	\$8,148	\$0	\$5,244	\$0	\$13,728	\$37,165

Department: 03A - VETS Agency: 132 DVA - NORTHEAST LOUISIANA VETERANS HOME	STATE OF LOUISIANA Personnel Expenditure Planning Payroll Projection Report Detail Filled Positions by Program and Authorization	PEP – FILLED AUTH Fiscal Year 2025 - 2026 Report Date: 10/30/24
---	---	---

Funds Center	Fund	Position Number	Position Description	Employee Number	Employee Description	Job Number	Job Description	Commitment Item	A
1321012300	1320000200	50451130	CUSTODIAN 2	00357842	ALEXIS ELMORE	10100270	CUSTODIAN 2	5110010	TO
1321012300	1320000600	50451130	CUSTODIAN 2	00357842	ALEXIS ELMORE	10100270	CUSTODIAN 2	5110010	TO
1321012200	1320000200	50345209	FOOD SERVICE SPEC 3	00357946	FELICIA JACKSON	10160930	FOOD SERVICE SPEC 3	5110010	TO
1321012200	1320000600	50345209	FOOD SERVICE SPEC 3	00357946	FELICIA JACKSON	10160930	FOOD SERVICE SPEC 3	5110010	TO
1321012700	1320000200	189530	NURSING ASST 2	00358356	MARCUS AMPY	10100400	NURSING ASST 2	5110010	TO
1321012700	1320000600	189530	NURSING ASST 2	00358356	MARCUS AMPY	10100400	NURSING ASST 2	5110010	TO
1321011100	1320000200	50557077	ACCOUNTANT 1	00359000	TERESA SMITH	10160180	ACCOUNTANT 1	5110010	TO
1321011100	1320000600	50557077	ACCOUNTANT 1	00359000	TERESA SMITH	10160180	ACCOUNTANT 1	5110010	TO
1321012800	1320000200	165947	ADMIN COORDINATOR 4	00359690	KAREN KELLUM	10168070	ADMIN COORDINATOR 4	5110010	TO
1321012800	1320000600	165947	ADMIN COORDINATOR 4	00359690	KAREN KELLUM	10168070	ADMIN COORDINATOR 4	5110010	TO
1321012900	1320000200	50319105	PRACT NURSE/LICENSED, 2	00359952	REGINA HICKS	10150010	PRACTICAL NURSE-LIC 2	5110010	TO
1321012900	1320000600	50319105	PRACT NURSE/LICENSED, 2	00359952	REGINA HICKS	10150010	PRACTICAL NURSE-LIC 2	5110010	TO
1321012900	1320000200	50512143	PRACTICAL NURSE-LIC 3	00360176	NANCY BROADWAY	10150020	PRACTICAL NURSE-LIC 3	5110010	TO
1321012900	1320000600	50512143	PRACTICAL NURSE-LIC 3	00360176	NANCY BROADWAY	10150020	PRACTICAL NURSE-LIC 3	5110010	TO
1321011100	1320000200	165919	ACCOUNTING TECHNICIAN	00361151	CALEB HAMM	10139340	ACCOUNTING TECHNICIAN	5110010	TO
1321011100	1320000600	165919	ACCOUNTING TECHNICIAN	00361151	CALEB HAMM	10139340	ACCOUNTING TECHNICIAN	5110010	TO
1321012900	1320000200	166298	PRACT NURSE/LICENSED, 3	00361228	JESSICA JUNEAU	10150020	PRACTICAL NURSE-LIC 3	5110010	TO
1321012900	1320000600	166298	PRACT NURSE/LICENSED, 3	00361228	JESSICA JUNEAU	10150020	PRACTICAL NURSE-LIC 3	5110010	TO
1321012900	1320000200	166296	PRACT NURSE/LICENSED, 3	00361569	ELIZABETH FUTCH	10150020	PRACTICAL NURSE-LIC 3	5110010	TO
1321012900	1320000600	166296	PRACT NURSE/LICENSED, 3	00361569	ELIZABETH FUTCH	10150020	PRACTICAL NURSE-LIC 3	5110010	TO
1321012300	1320000200	50455941	CUSTODIAN 2	00361758	PIERRE LE BAS	10100270	CUSTODIAN 2	5110010	TO
1321012300	1320000600	50455941	CUSTODIAN 2	00361758	PIERRE LE BAS	10100270	CUSTODIAN 2	5110010	TO

Department: 03A - VETS
 Agency: 132 DVA - NORTHEAST LOUISIANA VETERANS HOME

STATE OF LOUISIANA
Personnel Expenditure Planning
Payroll Projection Report Detail
Filled Positions by Program and Authorization

PEP – FILLED AUTH
 Fiscal Year 2025 - 2026
 Report Date: 10/30/24

Position Authorization	Position Categorization	Pay Scale Group	Employee Count	Employee Allocation	Employee FTE	Salary + Current Year CPG	Market Adjustment (PERF ADJ)	CPG	Work Week Adjustments	Total Requested Salaries	Medicare	Social Security	M
	CLASSIFIED	WS-203	.29	29%	100%	\$6,709	\$252	\$0	\$0	\$6,961	\$97	\$433	
	CLASSIFIED	WS-203	.71	71%	100%	\$16,441	\$636	\$0	\$0	\$17,077	\$252	\$1,057	
	CLASSIFIED	WS-205	.29	29%	100%	\$7,681	\$299	\$0	\$0	\$7,980	\$120	\$0	
	CLASSIFIED	WS-205	.71	71%	100%	\$18,818	\$718	\$0	\$0	\$19,536	\$279	\$0	
	CLASSIFIED	MS-505	.29	29%	100%	\$9,228	\$358	\$0	\$0	\$9,586	\$143	\$0	
	CLASSIFIED	MS-505	.71	71%	100%	\$22,575	\$862	\$0	\$0	\$23,437	\$336	\$0	
	CLASSIFIED	AS-612	.29	29%	100%	\$14,914	\$433	\$0	\$0	\$15,347	\$227	\$0	
	CLASSIFIED	AS-612	.71	71%	100%	\$36,524	\$1,047	\$0	\$0	\$37,571	\$540	\$0	
	CLASSIFIED	AS-611	.29	29%	100%	\$11,917	\$457	\$0	\$0	\$12,374	\$179	\$0	
	CLASSIFIED	AS-611	.71	71%	100%	\$29,184	\$1,120	\$0	\$0	\$30,304	\$440	\$0	
	CLASSIFIED	MS-510	.29	29%	100%	\$13,069	\$504	\$0	\$0	\$13,573	\$202	\$0	
	CLASSIFIED	MS-510	.71	71%	100%	\$32,005	\$1,225	\$0	\$0	\$33,230	\$477	\$0	
	CLASSIFIED	MS-511	.29	29%	100%	\$13,453	\$517	\$0	\$0	\$13,970	\$204	\$0	
	CLASSIFIED	MS-511	.71	71%	100%	\$32,931	\$1,262	\$0	\$0	\$34,193	\$494	\$0	
	CLASSIFIED	AS-611	.29	29%	100%	\$11,461	\$445	\$0	\$0	\$11,906	\$178	\$0	
	CLASSIFIED	AS-611	.71	71%	100%	\$28,059	\$1,071	\$0	\$0	\$29,130	\$417	\$0	
	CLASSIFIED	MS-511	.29	29%	100%	\$13,453	\$517	\$0	\$0	\$13,970	\$204	\$0	
	CLASSIFIED	MS-511	.71	71%	100%	\$32,931	\$1,262	\$0	\$0	\$34,193	\$494	\$0	
	CLASSIFIED	MS-511	.29	29%	100%	\$13,453	\$517	\$0	\$0	\$13,970	\$204	\$0	
	CLASSIFIED	MS-511	.71	71%	100%	\$32,931	\$1,262	\$0	\$0	\$34,193	\$494	\$0	
	CLASSIFIED	WS-203	.29	29%	100%	\$6,455	\$252	\$0	\$0	\$6,707	\$96	\$0	
	CLASSIFIED	WS-203	.71	71%	100%	\$15,801	\$602	\$0	\$0	\$16,403	\$239	\$0	

Department: 03A - VETS

Agency: 132 DVA - NORTHEAST LOUISIANA VETERANS HOME

STATE OF LOUISIANA
Personnel Expenditure Planning
Payroll Projection Report Detail
Filled Positions by Program and Authorization

PEP – FILLED AUTH
 Fiscal Year 2025 - 2026
 Report Date: 10/30/24

Medical	RT Benefit Plan	Retirement	Life Insurance	Other Pays	Emoluments	Total Requested Benefits	Total Requested Salaries and Benefits
\$0	SSOC	\$0	\$0	\$308	\$0	\$838	\$7,799
\$0	SSOC	\$0	\$0	\$754	\$0	\$2,063	\$19,140
\$2,425	LAS5	\$2,771	\$0	\$478	\$0	\$5,794	\$13,774
\$5,943	LAS5	\$6,788	\$0	\$1,169	\$0	\$14,179	\$33,715
\$0	LAS5	\$3,324	\$0	\$1,119	\$0	\$4,586	\$14,172
\$0	LAS5	\$8,148	\$0	\$2,739	\$0	\$11,223	\$34,660
\$2,425	LAS5	\$5,328	\$79	\$0	\$0	\$8,059	\$23,406
\$5,943	LAS5	\$13,056	\$192	\$0	\$0	\$19,731	\$57,302
\$0	LAS5	\$4,295	\$0	\$0	\$0	\$4,474	\$16,848
\$0	LAS5	\$10,531	\$0	\$0	\$0	\$10,971	\$41,275
\$2,425	LAS5	\$4,716	\$26	\$2,515	\$0	\$9,884	\$23,457
\$5,943	LAS5	\$11,543	\$64	\$6,157	\$0	\$24,184	\$57,414
\$0	LAS5	\$4,849	\$0	\$2,450	\$0	\$7,503	\$21,473
\$0	LAS5	\$11,883	\$0	\$5,998	\$0	\$18,375	\$52,568
\$876	LAS5	\$4,140	\$6	\$0	\$0	\$5,200	\$17,106
\$2,148	LAS5	\$10,116	\$14	\$0	\$0	\$12,695	\$41,825
\$4,776	LAS5	\$4,849	\$7	\$1,961	\$0	\$11,797	\$25,767
\$11,710	LAS5	\$11,883	\$17	\$4,801	\$0	\$28,905	\$63,098
\$4,776	LAS5	\$4,849	\$10	\$1,718	\$0	\$11,557	\$25,527
\$11,710	LAS5	\$11,883	\$26	\$4,206	\$0	\$28,319	\$62,512
\$2,425	LAS5	\$2,328	\$0	\$177	\$0	\$5,026	\$11,733
\$5,943	LAS5	\$5,700	\$0	\$435	\$0	\$12,317	\$28,720

Department: 03A - VETS Agency: 132 DVA - NORTHEAST LOUISIANA VETERANS HOME	STATE OF LOUISIANA Personnel Expenditure Planning Payroll Projection Report Detail Filled Positions by Program and Authorization	PEP – FILLED AUTH Fiscal Year 2025 - 2026 Report Date: 10/30/24
---	---	---

Funds Center	Fund	Position Number	Position Description	Employee Number	Employee Description	Job Number	Job Description	Commitment Item	A
1321011000	1320000200	165913	VETERANS ASSN COUNS 1	00361878	CHRISTOPHER VILLARREAL	10157540	VETERANS ASSN COUNS 1	5110010	TO
1321011000	1320000600	165913	VETERANS ASSN COUNS 1	00361878	CHRISTOPHER VILLARREAL	10157540	VETERANS ASSN COUNS 1	5110010	TO
1321011300	1320000200	50674078	HUMAN RESOURCES ANALYST A	00362010	RHONDA BLACK	10170800	HUMAN RESOURCES ANALYST A	5110010	TO
1321011300	1320000600	50674078	HUMAN RESOURCES ANALYST A	00362010	RHONDA BLACK	10170800	HUMAN RESOURCES ANALYST A	5110010	TO
1321012900	1320000200	166336	RN SUPERVISOR B	00362013	KYLE HORTON	10172640	RN SUPERVISOR B	5110010	TO
1321012900	1320000600	166336	RN SUPERVISOR B	00362013	KYLE HORTON	10172640	RN SUPERVISOR B	5110010	TO
1321012200	1320000200	165897	FOOD SERVICE SPEC 3	00362745	ASHLEY PEOPLES	10160930	FOOD SERVICE SPEC 3	5110010	TO
1321012200	1320000600	165897	FOOD SERVICE SPEC 3	00362745	ASHLEY PEOPLES	10160930	FOOD SERVICE SPEC 3	5110010	TO
1321012700	1320000200	166286	NURSING ASST 2	00363339	LAKEZIEA MILES	10100400	NURSING ASST 2	5110010	TO
1321012700	1320000600	166286	NURSING ASST 2	00363339	LAKEZIEA MILES	10100400	NURSING ASST 2	5110010	TO
1321012200	1320000200	165905	FOOD SERVICE SPEC 3	00364014	SULLITA WILLIAMS	10160930	FOOD SERVICE SPEC 3	5110010	TO
1321012200	1320000600	165905	FOOD SERVICE SPEC 3	00364014	SULLITA WILLIAMS	10160930	FOOD SERVICE SPEC 3	5110010	TO
1321012300	1320000200	50366768	CUSTODIAN 2	00364133	KENDRICK THOMAS	10100270	CUSTODIAN 2	5110010	TO
1321012300	1320000600	50366768	CUSTODIAN 2	00364133	KENDRICK THOMAS	10100270	CUSTODIAN 2	5110010	TO
1321012900	1320000200	166304	PRACTICAL NURSE-LIC 3	00364318	ANGELA PERRY	10150020	PRACTICAL NURSE-LIC 3	5110010	TO
1321012900	1320000600	166304	PRACTICAL NURSE-LIC 3	00364318	ANGELA PERRY	10150020	PRACTICAL NURSE-LIC 3	5110010	TO
1321012700	1320000200	50493607	NURSING ASST 2	00364320	TANYA MATHIS	10100400	NURSING ASST 2	5110010	TO
1321012700	1320000600	50493607	NURSING ASST 2	00364320	TANYA MATHIS	10100400	NURSING ASST 2	5110010	TO
1321012700	1320000200	50601061	NURSING ASST 2	00364549	KISHA WHITTY	10100400	NURSING ASST 2	5110010	TO
1321012700	1320000600	50601061	NURSING ASST 2	00364549	KISHA WHITTY	10100400	NURSING ASST 2	5110010	TO
1321012200	1320000200	50361514	FOOD SERVICE SPEC 3	00364558	JA'KEITHA BISHOP	10160930	FOOD SERVICE SPEC 3	5110010	TO
1321012200	1320000600	50361514	FOOD SERVICE SPEC 3	00364558	JA'KEITHA BISHOP	10160930	FOOD SERVICE SPEC 3	5110010	TO

Department: 03A - VETS Agency: 132 DVA - NORTHEAST LOUISIANA VETERANS HOME	STATE OF LOUISIANA Personnel Expenditure Planning Payroll Projection Report Detail Filled Positions by Program and Authorization	PEP – FILLED AUTH Fiscal Year 2025 - 2026 Report Date: 10/30/24
---	---	---

Position Authorization	Position Categorization	Pay Scale Group	Employee Count	Employee Allocation	Employee FTE	Salary + Current Year CPG	Market Adjustment (PERF ADJ)	CPG	Work Week Adjustments	Total Requested Salaries	Medicare	Social Security	M
	CLASSIFIED	SS-410	.29	29%	100%	\$10,596	\$407	\$0	\$0	\$11,003	\$156	\$0	
	CLASSIFIED	SS-410	.71	71%	100%	\$25,932	\$994	\$0	\$0	\$26,926	\$394	\$0	
	CLASSIFIED	AS-612	.29	29%	100%	\$12,923	\$494	\$0	\$0	\$13,417	\$192	\$0	
	CLASSIFIED	AS-612	.71	71%	100%	\$31,631	\$1,215	\$0	\$0	\$32,846	\$479	\$0	
	CLASSIFIED	MS-520	.29	29%	100%	\$22,008	\$839	\$0	\$0	\$22,847	\$336	\$0	
	CLASSIFIED	MS-520	.71	71%	100%	\$53,891	\$2,072	\$0	\$0	\$55,963	\$807	\$0	
	CLASSIFIED	WS-205	.29	29%	100%	\$7,393	\$278	\$0	\$0	\$7,671	\$108	\$0	
	CLASSIFIED	WS-205	.71	71%	100%	\$18,087	\$699	\$0	\$0	\$18,786	\$276	\$0	
	CLASSIFIED	MS-505	.29	29%	100%	\$8,868	\$336	\$0	\$0	\$9,204	\$133	\$0	
	CLASSIFIED	MS-505	.71	71%	100%	\$21,708	\$837	\$0	\$0	\$22,545	\$327	\$0	
	CLASSIFIED	WS-205	.29	29%	100%	\$7,393	\$278	\$0	\$0	\$7,671	\$108	\$0	
	CLASSIFIED	WS-205	.71	71%	100%	\$18,087	\$699	\$0	\$0	\$18,786	\$276	\$0	
	CLASSIFIED	WS-203	.29	29%	100%	\$6,455	\$252	\$0	\$0	\$6,707	\$96	\$0	
	CLASSIFIED	WS-203	.71	71%	100%	\$15,801	\$602	\$0	\$0	\$16,403	\$239	\$0	
	CLASSIFIED	MS-511	.29	29%	100%	\$13,453	\$517	\$0	\$0	\$13,970	\$204	\$0	
	CLASSIFIED	MS-511	.71	71%	100%	\$32,931	\$1,262	\$0	\$0	\$34,193	\$494	\$0	
	CLASSIFIED	MS-505	.29	29%	100%	\$8,868	\$336	\$0	\$0	\$9,204	\$133	\$0	
	CLASSIFIED	MS-505	.71	71%	100%	\$21,708	\$837	\$0	\$0	\$22,545	\$327	\$0	
	CLASSIFIED	MS-505	.21	21%	100%	\$6,420	\$251	\$0	\$0	\$6,671	\$97	\$0	
	CLASSIFIED	MS-505	.79	79%	100%	\$24,156	\$922	\$0	\$0	\$25,078	\$363	\$0	
	CLASSIFIED	WS-205	.29	29%	100%	\$7,393	\$278	\$0	\$0	\$7,671	\$108	\$0	
	CLASSIFIED	WS-205	.71	71%	100%	\$18,087	\$699	\$0	\$0	\$18,786	\$276	\$0	

Department: 03A - VETS

Agency: 132 DVA - NORTHEAST LOUISIANA VETERANS HOME

STATE OF LOUISIANA
Personnel Expenditure Planning
Payroll Projection Report Detail
Filled Positions by Program and Authorization

PEP – FILLED AUTH

Fiscal Year 2025 - 2026

Report Date: 10/30/24

Medical	RT Benefit Plan	Retirement	Life Insurance	Other Pays	Emoluments	Total Requested Benefits	Total Requested Salaries and Benefits
\$0	LAS5	\$3,816	\$0	\$0	\$0	\$3,972	\$14,975
\$0	LAS5	\$9,360	\$0	\$0	\$0	\$9,754	\$36,680
\$2,425	LAS5	\$4,657	\$0	\$0	\$0	\$7,274	\$20,691
\$5,943	LAS5	\$11,415	\$0	\$0	\$0	\$17,837	\$50,683
\$4,776	LAS5	\$7,942	\$6	\$951	\$0	\$14,011	\$36,858
\$11,710	LAS5	\$19,437	\$15	\$2,329	\$0	\$34,298	\$90,261
\$0	LAS5	\$2,664	\$0	\$94	\$0	\$2,866	\$10,537
\$0	LAS5	\$6,527	\$0	\$231	\$0	\$7,034	\$25,820
\$0	LAS5	\$3,204	\$0	\$353	\$0	\$3,690	\$12,894
\$0	LAS5	\$7,826	\$0	\$865	\$0	\$9,018	\$31,563
\$0	LAS5	\$2,664	\$0	\$2	\$0	\$2,774	\$10,445
\$0	LAS5	\$6,527	\$0	\$6	\$0	\$6,809	\$25,595
\$0	LAS5	\$2,328	\$0	\$0	\$0	\$2,424	\$9,131
\$0	LAS5	\$5,700	\$0	\$0	\$0	\$5,939	\$22,342
\$4,247	LAS5	\$4,849	\$0	\$0	\$0	\$9,300	\$23,270
\$10,391	LAS5	\$11,883	\$0	\$0	\$0	\$22,768	\$56,961
\$2,425	LAS5	\$3,204	\$0	\$0	\$0	\$5,762	\$14,966
\$5,943	LAS5	\$7,826	\$0	\$0	\$0	\$14,096	\$36,641
\$0	LAS5	\$2,316	\$0	\$0	\$0	\$2,413	\$9,084
\$0	LAS5	\$8,714	\$0	\$0	\$0	\$9,077	\$34,155
\$0	LAS5	\$2,664	\$0	\$0	\$0	\$2,772	\$10,443
\$0	LAS5	\$6,527	\$0	\$0	\$0	\$6,803	\$25,589

Department: 03A - VETS Agency: 132 DVA - NORTHEAST LOUISIANA VETERANS HOME	STATE OF LOUISIANA Personnel Expenditure Planning Payroll Projection Report Detail Filled Positions by Program and Authorization	PEP – FILLED AUTH Fiscal Year 2025 - 2026 Report Date: 10/30/24
---	---	---

Funds Center	Fund	Position Number	Position Description	Employee Number	Employee Description	Job Number	Job Description	Commitment Item	A
1321012700	1320000200	166271	NURSING ASST 2	00364713	LAMESHIA THOMAS	10100400	NURSING ASST 2	5110010	TO
1321012700	1320000600	166271	NURSING ASST 2	00364713	LAMESHIA THOMAS	10100400	NURSING ASST 2	5110010	TO
1321012900	1320000200	50321982	RN/SUPV A	00365396	CATHERINE MILLER	10172630	RN SUPERVISOR A	5110010	TO
1321012900	1320000600	50321982	RN/SUPV A	00365396	CATHERINE MILLER	10172630	RN SUPERVISOR A	5110010	TO
1321012700	1320000200	166284	NURSING ASST 2	00365611	BRENDA COOK	10100400	NURSING ASST 2	5110010	TO
1321012700	1320000600	166284	NURSING ASST 2	00365611	BRENDA COOK	10100400	NURSING ASST 2	5110010	TO
1321011100	1320000200	165918	ACCOUNTING TECHNICIAN	00365614	JOHNNY WELLS III	10139340	ACCOUNTING TECHNICIAN	5110010	TO
1321011100	1320000600	165918	ACCOUNTING TECHNICIAN	00365614	JOHNNY WELLS III	10139340	ACCOUNTING TECHNICIAN	5110010	TO
1321012700	1320000200	166273	NURSING ASST 1	00365756	KACEY MARKCOM	10100360	NURSING ASST 1	5110010	TO
1321012700	1320000600	166273	NURSING ASST 1	00365756	KACEY MARKCOM	10100360	NURSING ASST 1	5110010	TO
									TO

Funds Center	Fund	Position Number	Position Description	Employee Number	Employee Description	Job Number	Job Description	Commitment Item	A
1321012700	1320000200	50544107	NURSING ASST 2	00093784	STEPHANIE TINKSHELL	20100400	NURSING ASST 2	5120010	NTC
1321012700	1320000600	50544107	NURSING ASST 2	00093784	STEPHANIE TINKSHELL	20100400	NURSING ASST 2	5120010	NTC
1321012700	1320000200	50552601	NURSING ASST 1	00127639	LENA BERRY	20100360	NURSING ASST 1	5120010	NTC
1321012700	1320000600	50552601	NURSING ASST 1	00127639	LENA BERRY	20100360	NURSING ASST 1	5120010	NTC
1321012900	1320000200	50665724	PRACTICAL NURSE-LIC 1	00261642	SHERRIDA WASHINGTON	20150000	PRACTICAL NURSE-LIC 1	5120010	NTC
1321012900	1320000600	50665724	PRACTICAL NURSE-LIC 1	00261642	SHERRIDA WASHINGTON	20150000	PRACTICAL NURSE-LIC 1	5120010	NTC
1321012900	1320000200	50648920	PRACTICAL NURSE-LIC 3	00278514	MELISSA KITCHENS	20150020	PRACTICAL NURSE-LIC 3	5120010	NTC

Department: 03A - VETS Agency: 132 DVA - NORTHEAST LOUISIANA VETERANS HOME	STATE OF LOUISIANA Personnel Expenditure Planning Payroll Projection Report Detail Filled Positions by Program and Authorization	PEP – FILLED AUTH Fiscal Year 2025 - 2026 Report Date: 10/30/24
---	---	---

Position Authorization	Position Categorization	Pay Scale Group	Employee Count	Employee Allocation	Employee FTE	Salary + Current Year CPG	Market Adjustment (PERF ADJ)	CPG	Work Week Adjustments	Total Requested Salaries	Medicare	Social Security	M
	CLASSIFIED	MS-505	.29	29%	100%	\$8,868	\$336	\$0	\$0	\$9,204	\$133	\$0	
	CLASSIFIED	MS-505	.71	71%	100%	\$21,708	\$837	\$0	\$0	\$22,545	\$327	\$0	
	CLASSIFIED	MS-519	.29	29%	100%	\$20,459	\$782	\$0	\$0	\$21,241	\$313	\$0	
	CLASSIFIED	MS-519	.71	71%	100%	\$50,074	\$1,924	\$0	\$0	\$51,998	\$749	\$0	
	CLASSIFIED	MS-505	.29	29%	100%	\$8,868	\$336	\$0	\$0	\$9,204	\$133	\$0	
	CLASSIFIED	MS-505	.71	71%	100%	\$21,708	\$837	\$0	\$0	\$22,545	\$327	\$0	
	CLASSIFIED	AS-611	.29	14%	100%	\$11,461	\$445	\$0	\$0	\$11,906	\$178	\$0	
	CLASSIFIED	AS-611	.71	35%	100%	\$28,059	\$1,071	\$0	\$0	\$29,130	\$417	\$0	
	CLASSIFIED	MS-504	.29	29%	100%	\$8,290	\$314	\$0	\$0	\$8,604	\$120	\$0	
	CLASSIFIED	MS-504	.71	71%	100%	\$20,289	\$782	\$0	\$0	\$21,071	\$310	\$0	
			138			\$5,909,725	\$220,976	\$0	\$0	\$6,130,701	\$88,892	\$5,389	

Position Authorization	Position Categorization	Pay Scale Group	Employee Count	Employee Allocation	Employee FTE	Salary + Current Year CPG	Market Adjustment (PERF ADJ)	CPG	Work Week Adjustments	Total Requested Salaries	Medicare	Social Security	M
)-WAE	CLASSIFIED	MS-505	.29	29%	100%	\$8,650	\$0	\$0	\$0	\$8,650	\$120	\$540	
)-WAE	CLASSIFIED	MS-505	.71	71%	100%	\$21,177	\$0	\$0	\$0	\$21,177	\$312	\$1,309	
)-WAE	CLASSIFIED	MS-504	.29	29%	100%	\$7,668	\$0	\$0	\$0	\$7,668	\$108	\$479	
)-WAE	CLASSIFIED	MS-504	.71	71%	100%	\$18,790	\$0	\$0	\$0	\$18,790	\$276	\$1,161	
)-WAE	CLASSIFIED	MS-509	.29	29%	100%	\$16,284	\$0	\$0	\$0	\$16,284	\$239	\$1,009	
)-WAE	CLASSIFIED	MS-509	.71	71%	100%	\$39,876	\$0	\$0	\$0	\$39,876	\$575	\$2,473	
)-WAE	CLASSIFIED	MS-511	.29	29%	100%	\$17,495	\$0	\$0	\$0	\$17,495	\$252	\$1,079	

Department: 03A - VETS

Agency: 132 DVA - NORTHEAST LOUISIANA VETERANS HOME

STATE OF LOUISIANA
Personnel Expenditure Planning
Payroll Projection Report Detail
Filled Positions by Program and Authorization

PEP – FILLED AUTH

Fiscal Year 2025 - 2026

Report Date: 10/30/24

Medical	RT Benefit Plan	Retirement	Life Insurance	Other Pays	Emoluments	Total Requested Benefits	Total Requested Salaries and Benefits
\$0	LAS5	\$3,204	\$0	\$0	\$0	\$3,337	\$12,541
\$0	LAS5	\$7,826	\$0	\$0	\$0	\$8,153	\$30,698
\$2,653	TRSL	\$4,571	\$0	\$0	\$0	\$7,537	\$28,778
\$6,493	TRSL	\$11,183	\$0	\$0	\$0	\$18,425	\$70,423
\$0	LAS5	\$3,204	\$0	\$0	\$0	\$3,337	\$12,541
\$0	LAS5	\$7,826	\$0	\$0	\$0	\$8,153	\$30,698
\$0	LAS5	\$4,140	\$0	\$0	\$0	\$4,318	\$16,224
\$0	LAS5	\$10,116	\$0	\$0	\$0	\$10,533	\$39,663
\$0	LAS5	\$2,988	\$0	\$0	\$0	\$3,108	\$11,712
\$0	LAS5	\$7,321	\$0	\$0	\$0	\$7,631	\$28,702
\$776,240		\$2,064,300	\$4,790	\$572,576	\$0	\$3,512,187	\$9,642,888

Medical	RT Benefit Plan	Retirement	Life Insurance	Other Pays	Emoluments	Total Requested Benefits	Total Requested Salaries and Benefits
\$0	SSOC	\$0	\$0	\$1,241	\$0	\$1,901	\$10,551
\$0	SSOC	\$0	\$0	\$3,039	\$0	\$4,660	\$25,837
\$0	SSOC	\$0	\$0	\$549	\$0	\$1,136	\$8,804
\$0	SSOC	\$0	\$0	\$1,344	\$0	\$2,781	\$21,571
\$0	SSOC	\$0	\$0	\$290	\$0	\$1,538	\$17,822
\$0	SSOC	\$0	\$0	\$710	\$0	\$3,758	\$43,634
\$0	SSOC	\$0	\$0	\$3,671	\$0	\$5,002	\$22,497

Department: 03A - VETS Agency: 132 DVA - NORTHEAST LOUISIANA VETERANS HOME	STATE OF LOUISIANA Personnel Expenditure Planning Payroll Projection Report Detail Filled Positions by Program and Authorization	PEP – FILLED AUTH Fiscal Year 2025 - 2026 Report Date: 10/30/24
---	---	---

Funds Center	Fund	Position Number	Position Description	Employee Number	Employee Description	Job Number	Job Description	Commitment Item	A
1321012900	1320000600	50648920	PRACTICAL NURSE-LIC 3	00278514	MELISSA KITCHENS	20150020	PRACTICAL NURSE-LIC 3	5120010	NTC
1321012700	1320000200	50552603	NURSING ASST 1	00289180	SHELIA ROBINSON	20100360	NURSING ASST 1	5120010	NTC
1321012700	1320000600	50552603	NURSING ASST 1	00289180	SHELIA ROBINSON	20100360	NURSING ASST 1	5120010	NTC
1321012700	1320000200	50544108	NURSING ASST 2	00317332	LAKEISHA REED	20100400	NURSING ASST 2	5120010	NTC
1321012700	1320000600	50544108	NURSING ASST 2	00317332	LAKEISHA REED	20100400	NURSING ASST 2	5120010	NTC
1321012900	1320000200	50526581	RN SUPERVISOR A	00327154	MERCEDE WHITE	20172630	RN SUPERVISOR A	5120010	NTC
1321012900	1320000600	50526581	RN SUPERVISOR A	00327154	MERCEDE WHITE	20172630	RN SUPERVISOR A	5120010	NTC
1321012700	1320000200	50544109	NURSING ASST 2	00327155	RENARTA ROBINSON	20100400	NURSING ASST 2	5120010	NTC
1321012700	1320000600	50544109	NURSING ASST 2	00327155	RENARTA ROBINSON	20100400	NURSING ASST 2	5120010	NTC
1321012900	1320000200	50648918	PRACTICAL NURSE-LIC 3	00328194	SHARONDA BRYANT	20150020	PRACTICAL NURSE-LIC 3	5120010	NTC
1321012900	1320000600	50648918	PRACTICAL NURSE-LIC 3	00328194	SHARONDA BRYANT	20150020	PRACTICAL NURSE-LIC 3	5120010	NTC
1321012700	1320000200	50526588	NURSING ASST 2	00332835	JAQUETTE AVANCE	20100400	NURSING ASST 2	5120010	NTC
1321012700	1320000600	50526588	NURSING ASST 2	00332835	JAQUETTE AVANCE	20100400	NURSING ASST 2	5120010	NTC
1321012900	1320000200	50625596	RN 2	00335780	PORSCHÉ HENDERSON	20112240	RN 2	5120010	NTC
1321012900	1320000600	50625596	RN 2	00335780	PORSCHÉ HENDERSON	20112240	RN 2	5120010	NTC
1321012900	1320000200	50531430	RN SUPERVISOR A	00342834	SARAH RUSSELL	20172630	RN SUPERVISOR A	5120010	NTC
1321012900	1320000600	50531430	RN SUPERVISOR A	00342834	SARAH RUSSELL	20172630	RN SUPERVISOR A	5120010	NTC
1321012900	1320000200	50526582	RN SUPERVISOR A	00343985	SHANNON BONNER	20172630	RN SUPERVISOR A	5120010	NTC
1321012900	1320000600	50526582	RN SUPERVISOR A	00343985	SHANNON BONNER	20172630	RN SUPERVISOR A	5120010	NTC
1321012700	1320000200	50526586	NURSING ASST 2	00345452	PASSIONATE CALDWELL	20100400	NURSING ASST 2	5120010	NTC
1321012700	1320000600	50526586	NURSING ASST 2	00345452	PASSIONATE CALDWELL	20100400	NURSING ASST 2	5120010	NTC
1321012900	1320000200	50526585	PRACTICAL NURSE-LIC 3	00354774	GRACE MCLAIN	20150020	PRACTICAL NURSE-LIC 3	5120010	NTC

Department: 03A - VETS
 Agency: 132 DVA - NORTHEAST LOUISIANA VETERANS HOME

STATE OF LOUISIANA
Personnel Expenditure Planning
Payroll Projection Report Detail
Filled Positions by Program and Authorization

PEP – FILLED AUTH
 Fiscal Year 2025 - 2026
 Report Date: 10/30/24

Position Authorization	Position Categorization	Pay Scale Group	Employee Count	Employee Allocation	Employee FTE	Salary + Current Year CPG	Market Adjustment (PERF ADJ)	CPG	Work Week Adjustments	Total Requested Salaries	Medicare	Social Security	M
WAE	CLASSIFIED	MS-511	.71	71%	100%	\$42,825	\$0	\$0	\$0	\$42,825	\$623	\$2,661	
WAE	CLASSIFIED	MS-504	.29	29%	100%	\$7,668	\$0	\$0	\$0	\$7,668	\$108	\$479	
WAE	CLASSIFIED	MS-504	.71	71%	100%	\$18,790	\$0	\$0	\$0	\$18,790	\$276	\$1,161	
WAE	CLASSIFIED	MS-505	.29	29%	100%	\$8,137	\$0	\$0	\$0	\$8,137	\$120	\$504	
WAE	CLASSIFIED	MS-505	.71	71%	100%	\$19,922	\$0	\$0	\$0	\$19,922	\$287	\$1,236	
WAE	CLASSIFIED	MS-519	.29	29%	50%	\$10,860	\$0	\$0	\$0	\$10,860	\$157	\$673	
WAE	CLASSIFIED	MS-519	.71	71%	50%	\$26,580	\$0	\$0	\$0	\$26,580	\$386	\$1,648	
WAE	CLASSIFIED	MS-505	.29	29%	100%	\$7,906	\$0	\$0	\$0	\$7,906	\$119	\$491	
WAE	CLASSIFIED	MS-505	.71	71%	100%	\$19,342	\$0	\$0	\$0	\$19,342	\$276	\$1,198	
WAE	CLASSIFIED	MS-511	.29	29%	100%	\$17,495	\$0	\$0	\$0	\$17,495	\$252	\$1,079	
WAE	CLASSIFIED	MS-511	.71	71%	100%	\$42,825	\$0	\$0	\$0	\$42,825	\$623	\$2,661	
WAE	CLASSIFIED	MS-505	.29	29%	100%	\$9,242	\$0	\$0	\$0	\$9,242	\$134	\$575	
WAE	CLASSIFIED	MS-505	.71	71%	100%	\$22,624	\$0	\$0	\$0	\$22,624	\$328	\$1,401	
WAE	CLASSIFIED	MS-516	.29	29%	50%	\$12,590	\$0	\$0	\$0	\$12,590	\$182	\$781	
WAE	CLASSIFIED	MS-516	.71	71%	50%	\$30,820	\$0	\$0	\$0	\$30,820	\$447	\$1,910	
WAE	CLASSIFIED	MS-519	.29	29%	100%	\$21,720	\$0	\$0	\$0	\$21,720	\$314	\$1,344	
WAE	CLASSIFIED	MS-519	.71	71%	100%	\$53,160	\$0	\$0	\$0	\$53,160	\$772	\$3,299	
WAE	CLASSIFIED	MS-519	.29	29%	50%	\$10,860	\$0	\$0	\$0	\$10,860	\$157	\$673	
WAE	CLASSIFIED	MS-519	.71	71%	50%	\$26,580	\$0	\$0	\$0	\$26,580	\$386	\$1,648	
WAE	CLASSIFIED	MS-505	.29	29%	100%	\$9,228	\$0	\$0	\$0	\$9,228	\$133	\$577	
WAE	CLASSIFIED	MS-505	.71	71%	100%	\$22,575	\$0	\$0	\$0	\$22,575	\$328	\$1,395	
WAE	CLASSIFIED	MS-511	.29	29%	100%	\$17,495	\$0	\$0	\$0	\$17,495	\$252	\$1,079	

Department: 03A - VETS
 Agency: 132 DVA - NORTHEAST LOUISIANA VETERANS HOME

STATE OF LOUISIANA
Personnel Expenditure Planning
Payroll Projection Report Detail
Filled Positions by Program and Authorization

PEP – FILLED AUTH
 Fiscal Year 2025 - 2026
 Report Date: 10/30/24

Medical	RT Benefit Plan	Retirement	Life Insurance	Other Pays	Emoluments	Total Requested Benefits	Total Requested Salaries and Benefits
\$0	SSOC	\$0	\$0	\$8,987	\$0	\$12,271	\$55,096
\$2,425	SSOC	\$0	\$0	\$197	\$0	\$3,209	\$10,877
\$5,943	SSOC	\$0	\$0	\$482	\$0	\$7,862	\$26,652
\$0	SSOC	\$0	\$0	\$478	\$0	\$1,102	\$9,239
\$0	SSOC	\$0	\$0	\$1,170	\$0	\$2,693	\$22,615
\$2,425	SSOC	\$0	\$18	\$451	\$0	\$3,724	\$14,584
\$5,943	SSOC	\$0	\$44	\$1,105	\$0	\$9,126	\$35,706
\$0	SSOC	\$0	\$0	\$798	\$0	\$1,408	\$9,314
\$0	SSOC	\$0	\$0	\$1,953	\$0	\$3,427	\$22,769
\$2,425	SSOC	\$0	\$0	\$829	\$0	\$4,585	\$22,080
\$5,943	SSOC	\$0	\$0	\$2,028	\$0	\$11,255	\$54,080
\$2,425	SSOC	\$0	\$0	\$2,226	\$0	\$5,360	\$14,602
\$5,943	SSOC	\$0	\$0	\$5,451	\$0	\$13,123	\$35,747
\$2,892	SSOC	\$0	\$0	\$435	\$0	\$4,290	\$16,880
\$7,081	SSOC	\$0	\$0	\$1,066	\$0	\$10,504	\$41,324
\$0	SSOC	\$0	\$0	\$2,601	\$0	\$4,259	\$25,979
\$0	SSOC	\$0	\$0	\$6,368	\$0	\$10,439	\$63,599
\$0	SSOC	\$0	\$0	\$508	\$0	\$1,338	\$12,198
\$0	SSOC	\$0	\$0	\$1,244	\$0	\$3,278	\$29,858
\$0	SSOC	\$0	\$0	\$1,266	\$0	\$1,976	\$11,204
\$0	SSOC	\$0	\$0	\$3,100	\$0	\$4,823	\$27,398
\$0	SSOC	\$0	\$0	\$1,938	\$0	\$3,269	\$20,764

Department: 03A - VETS Agency: 132 DVA - NORTHEAST LOUISIANA VETERANS HOME	STATE OF LOUISIANA Personnel Expenditure Planning Payroll Projection Report Detail Filled Positions by Program and Authorization	PEP – FILLED AUTH Fiscal Year 2025 - 2026 Report Date: 10/30/24
---	---	---

Funds Center	Fund	Position Number	Position Description	Employee Number	Employee Description	Job Number	Job Description	Commitment Item	A
1321012900	1320000600	50526585	PRACTICAL NURSE-LIC 3	00354774	GRACE MCLAIN	20150020	PRACTICAL NURSE-LIC 3	5120010	NTC
1321012700	1320000200	50544106	NURSING ASST 2	00359948	KELLY RICKS	20100400	NURSING ASST 2	5120010	NTC
1321012700	1320000600	50544106	NURSING ASST 2	00359948	KELLY RICKS	20100400	NURSING ASST 2	5120010	NTC
1321012900	1320000200	50531429	RN SUPERVISOR A	00362886	JEREMY MCLELAND	20172630	RN SUPERVISOR A	5120010	NTC
1321012900	1320000600	50531429	RN SUPERVISOR A	00362886	JEREMY MCLELAND	20172630	RN SUPERVISOR A	5120010	NTC
1321012900	1320000200	50672462	PRACTICAL NURSE-LIC 3	00363185	BRENDA WILLIAMS	20150020	PRACTICAL NURSE-LIC 3	5120010	NTC
1321012900	1320000600	50672462	PRACTICAL NURSE-LIC 3	00363185	BRENDA WILLIAMS	20150020	PRACTICAL NURSE-LIC 3	5120010	NTC
1321012900	1320000200	50625600	RN 2	00364710	REGINA POSTELL HICKS	20112240	RN 2	5120010	NTC
1321012900	1320000600	50625600	RN 2	00364710	REGINA POSTELL HICKS	20112240	RN 2	5120010	NTC
1321012900	1320000200	50665751	PRACTICAL NURSE-LIC 1	00365425	CAYLI CHRISTMAS	20150000	PRACTICAL NURSE-LIC 1	5120010	NTC
1321012900	1320000600	50665751	PRACTICAL NURSE-LIC 1	00365425	CAYLI CHRISTMAS	20150000	PRACTICAL NURSE-LIC 1	5120010	NTC
1321012700	1320000200	50526587	NURSING ASST 2	00365609	KASEY JONES	20100400	NURSING ASST 2	5120010	NTC
1321012700	1320000600	50526587	NURSING ASST 2	00365609	KASEY JONES	20100400	NURSING ASST 2	5120010	NTC
									NTC

Department: 03A - VETS Agency: 132 DVA - NORTHEAST LOUISIANA VETERANS HOME	STATE OF LOUISIANA Personnel Expenditure Planning Payroll Projection Report Detail Filled Positions by Program and Authorization	PEP – FILLED AUTH Fiscal Year 2025 - 2026 Report Date: 10/30/24
---	---	---

Position Authorization	Position Categorization	Pay Scale Group	Employee Count	Employee Allocation	Employee FTE	Salary + Current Year CPG	Market Adjustment (PERF ADJ)	CPG	Work Week Adjustments	Total Requested Salaries	Medicare	Social Security	M
WAE	CLASSIFIED	MS-511	.71	71%	100%	\$42,825	\$0	\$0	\$0	\$42,825	\$623	\$2,661	
WAE	CLASSIFIED	MS-505	.29	29%	100%	\$7,668	\$0	\$0	\$0	\$7,668	\$108	\$479	
WAE	CLASSIFIED	MS-505	.71	71%	100%	\$18,790	\$0	\$0	\$0	\$18,790	\$276	\$1,161	
WAE	CLASSIFIED	MS-519	.29	29%	100%	\$21,720	\$0	\$0	\$0	\$21,720	\$314	\$1,344	
WAE	CLASSIFIED	MS-519	.71	71%	100%	\$53,160	\$0	\$0	\$0	\$53,160	\$772	\$3,299	
WAE	CLASSIFIED	MS-511	.29	29%	100%	\$17,495	\$0	\$0	\$0	\$17,495	\$252	\$1,079	
WAE	CLASSIFIED	MS-511	.71	71%	100%	\$42,825	\$0	\$0	\$0	\$42,825	\$623	\$2,661	
WAE	CLASSIFIED	MS-516	.29	29%	100%	\$24,133	\$0	\$0	\$0	\$24,133	\$347	\$1,499	
WAE	CLASSIFIED	MS-516	.71	71%	100%	\$59,067	\$0	\$0	\$0	\$59,067	\$859	\$3,659	
WAE	CLASSIFIED	MS-509	.29	29%	100%	\$13,871	\$0	\$0	\$0	\$13,871	\$203	\$864	
WAE	CLASSIFIED	MS-509	.71	71%	100%	\$33,969	\$0	\$0	\$0	\$33,969	\$491	\$2,102	
WAE	CLASSIFIED	MS-505	.29	29%	100%	\$8,868	\$0	\$0	\$0	\$8,868	\$131	\$552	
WAE	CLASSIFIED	MS-505	.71	71%	100%	\$21,708	\$0	\$0	\$0	\$21,708	\$312	\$1,344	
WAE			21			\$955,283	\$0	\$0	\$0	\$955,283	\$13,853	\$59,227	
1321 Total:			159			\$6,865,008	\$220,976	\$0	\$0	\$7,085,984	\$102,745	\$64,616	

Department: 03A - VETS

Agency: 132 DVA - NORTHEAST LOUISIANA VETERANS HOME

STATE OF LOUISIANA
Personnel Expenditure Planning
Payroll Projection Report Detail
Filled Positions by Program and Authorization

PEP – FILLED AUTH
 Fiscal Year 2025 - 2026
 Report Date: 10/30/24

Medical	RT Benefit Plan	Retirement	Life Insurance	Other Pays	Emoluments	Total Requested Benefits	Total Requested Salaries and Benefits
\$0	SSOC	\$0	\$0	\$4,745	\$0	\$8,029	\$50,854
\$0	SSOC	\$0	\$0	\$392	\$0	\$979	\$8,647
\$0	SSOC	\$0	\$0	\$959	\$0	\$2,396	\$21,186
\$0	SSOC	\$0	\$0	\$129	\$0	\$1,787	\$23,507
\$0	SSOC	\$0	\$0	\$315	\$0	\$4,386	\$57,546
\$0	SSOC	\$0	\$0	\$357	\$0	\$1,688	\$19,183
\$0	SSOC	\$0	\$0	\$875	\$0	\$4,159	\$46,984
\$0	SSOC	\$0	\$0	\$0	\$0	\$1,846	\$25,979
\$0	SSOC	\$0	\$0	\$0	\$0	\$4,518	\$63,585
\$0	SSOC	\$0	\$0	\$0	\$0	\$1,067	\$14,938
\$0	SSOC	\$0	\$0	\$0	\$0	\$2,593	\$36,562
\$0	SSOC	\$0	\$0	\$0	\$0	\$683	\$9,551
\$0	SSOC	\$0	\$0	\$0	\$0	\$1,656	\$23,364
\$43,445		\$0	\$62	\$63,297	\$0	\$179,884	\$1,135,167
\$819,685		\$2,064,300	\$4,852	\$635,873	\$0	\$3,692,071	\$10,778,055

Department: 03A - VETS

Agency: 132 DVA - NORTHEAST LOUISIANA VETERANS HOME

STATE OF LOUISIANA
Personnel Expenditure Planning
Payroll Projection Report Detail
Vacant Positions by Program and Authorization

PEP – VACANT AUTH

Fiscal Year 2025 - 2026

Report Date: 10/30/24

1321 - Northeast Louisiana Veterans Home

Funds Center	Fund	Position Number	Position Description	Employee Number	Job Number	Job Description	Commitment Item	Position Authorization	Position Categorization	
1321011000	1320000200	50649486	ADMIN COORDINATOR 2	Vacant	10168050	ADMIN COORDINATOR 2	5110010	TO	CLASSIFIED	AS-
1321011000	1320000600	50649486	ADMIN COORDINATOR 2	Vacant	10168050	ADMIN COORDINATOR 2	5110010	TO	CLASSIFIED	AS-
1321011200	1320000200	165926	MAINTENANCE FOREMAN	Vacant	10129230	MAINTENANCE FOREMAN	5110010	TO	CLASSIFIED	WS-
1321011200	1320000600	165926	MAINTENANCE FOREMAN	Vacant	10129230	MAINTENANCE FOREMAN	5110010	TO	CLASSIFIED	WS-
1321011300	1320000200	165859	HUMAN RESOURCES SPECIALIST	Vacant	10170960	HUMAN RESOURCES SPECIALIST	5110010	TO	CLASSIFIED	AS-
1321011300	1320000600	165859	HUMAN RESOURCES SPECIALIST	Vacant	10170960	HUMAN RESOURCES SPECIALIST	5110010	TO	CLASSIFIED	AS-
1321012100	1320000200	166245	THERAPEUTIC REC SPEC2	Vacant	10153270	THERAPEUTIC REC SPEC 2	5110010	TO	CLASSIFIED	SS-
1321012100	1320000600	166245	THERAPEUTIC REC SPEC2	Vacant	10153270	THERAPEUTIC REC SPEC 2	5110010	TO	CLASSIFIED	SS-
1321012200	1320000200	165890	REGIST DIET/NUTR SVCS DIR	Vacant	10123290	REG DIETITIAN-NUTR SVC DR	5110010	TO	CLASSIFIED	MS-
1321012200	1320000200	165894	FOOD SERVICE SPEC 3	Vacant	10160930	FOOD SERVICE SPEC 3	5110010	TO	CLASSIFIED	WS-
1321012200	1320000600	165890	REGIST DIET/NUTR SVCS DIR	Vacant	10123290	REG DIETITIAN-NUTR SVC DR	5110010	TO	CLASSIFIED	MS-
1321012200	1320000600	165894	FOOD SERVICE SPEC 3	Vacant	10160930	FOOD SERVICE SPEC 3	5110010	TO	CLASSIFIED	WS-
1321012700	1320000200	166268	NURSING ASST 2	Vacant	10100400	NURSING ASST 2	5110010	TO	CLASSIFIED	MS-
1321012700	1320000200	166269	NURSING ASST 2	Vacant	10100400	NURSING ASST 2	5110010	TO	CLASSIFIED	MS-
1321012700	1320000200	166274	NURSING ASST 2	Vacant	10100400	NURSING ASST 2	5110010	TO	CLASSIFIED	MS-
1321012700	1320000200	166278	NURSING ASST 2	Vacant	10100400	NURSING ASST 2	5110010	TO	CLASSIFIED	MS-
1321012700	1320000200	166285	PSYCHIATRIC AIDE SUPV 2	Vacant	10100480	PSYCHIATRIC AIDE SUPV 2	5110010	TO	CLASSIFIED	SS-
1321012700	1320000200	166344	PSYCH AIDE SUPERVISOR 2	Vacant	10100480	PSYCHIATRIC AIDE SUPV 2	5110010	TO	CLASSIFIED	SS-
1321012700	1320000200	189528	NURSING ASST 2	Vacant	10100400	NURSING ASST 2	5110010	TO	CLASSIFIED	MS-
1321012700	1320000200	50385878	NURSING ASST 2	Vacant	10100400	NURSING ASST 2	5110010	TO	CLASSIFIED	MS-
1321012700	1320000200	50408382	PSYCH AIDE SUPERVISOR 1	Vacant	10100500	PSYCHIATRIC AIDE SUPV 1	5110010	TO	CLASSIFIED	SS-

Department: 03A - VETS

Agency: 132 DVA - NORTHEAST LOUISIANA VETERANS HOME

STATE OF LOUISIANA
Personnel Expenditure Planning
Payroll Projection Report Detail
Vacant Positions by Program and Authorization

PEP – VACANT AUTH

Fiscal Year 2025 - 2026

Report Date: 10/30/24

Pay Scale Group	Employee Count	Employee Allocation	Salary	Total Requested Salaries	Medicare	Life Insurance	Medical	RT Benefit Plan	Retirement	Total Requested Benefits	Total Requested Salaries and Benefits
307	.29	29%	\$9,670	\$9,670	\$144	\$84	\$4,247	LAS5	\$3,361	\$7,836	\$17,506
307	.71	71%	\$23,672	\$23,672	\$339	\$216	\$10,391	LAS5	\$8,222	\$19,168	\$42,840
215	.29	29%	\$20,353	\$20,353	\$299	\$84	\$4,247	LAS5	\$7,069	\$11,699	\$32,052
215	.71	71%	\$49,816	\$49,816	\$718	\$216	\$10,391	LAS5	\$17,308	\$28,633	\$78,449
317	.29	29%	\$20,111	\$20,111	\$288	\$84	\$4,247	LAS5	\$6,985	\$11,604	\$31,715
317	.71	71%	\$49,257	\$49,257	\$718	\$216	\$10,391	LAS5	\$17,113	\$28,438	\$77,695
410	.29	29%	\$13,558	\$13,558	\$194	\$84	\$4,247	LAS5	\$4,715	\$9,240	\$22,798
410	.71	71%	\$33,200	\$33,200	\$484	\$216	\$10,391	LAS5	\$11,529	\$22,620	\$55,820
517	.29	29%	\$23,304	\$23,304	\$336	\$84	\$4,247	LAS5	\$8,100	\$12,767	\$36,071
205	.29	29%	\$10,343	\$10,343	\$145	\$84	\$4,247	LAS5	\$3,599	\$8,075	\$18,418
517	.71	71%	\$57,047	\$57,047	\$829	\$216	\$10,391	LAS5	\$19,814	\$31,250	\$88,297
205	.71	71%	\$25,329	\$25,329	\$372	\$216	\$10,391	LAS5	\$8,794	\$19,773	\$45,102
505	.29	29%	\$10,343	\$10,343	\$145	\$84	\$4,247	LAS5	\$3,599	\$8,075	\$18,418
505	.29	29%	\$10,343	\$10,343	\$145	\$84	\$4,247	LAS5	\$3,599	\$8,075	\$18,418
505	.29	29%	\$10,343	\$10,343	\$145	\$84	\$4,247	LAS5	\$3,599	\$8,075	\$18,418
505	.29	29%	\$10,343	\$10,343	\$145	\$84	\$4,247	LAS5	\$3,599	\$8,075	\$18,418
408	.29	29%	\$11,845	\$11,845	\$169	\$84	\$4,247	LAS5	\$4,117	\$8,617	\$20,462
408	.29	29%	\$11,845	\$11,845	\$169	\$84	\$4,247	LAS5	\$4,117	\$8,617	\$20,462
505	.29	29%	\$10,343	\$10,343	\$145	\$84	\$4,247	LAS5	\$3,599	\$8,075	\$18,418
505	.29	29%	\$10,343	\$10,343	\$145	\$84	\$4,247	LAS5	\$3,599	\$8,075	\$18,418
406	.29	29%	\$10,343	\$10,343	\$145	\$84	\$4,247	LAS5	\$3,599	\$8,075	\$18,418

Department: 03A - VETS Agency: 132 DVA - NORTHEAST LOUISIANA VETERANS HOME	STATE OF LOUISIANA Personnel Expenditure Planning Payroll Projection Report Detail Vacant Positions by Program and Authorization	PEP – VACANT AUTH Fiscal Year 2025 - 2026 Report Date: 10/30/24
---	---	---

Funds Center	Fund	Position Number	Position Description	Employee Number	Job Number	Job Description	Commitment Item	Position Authorization	Position Categorization	
1321012700	1320000600	166268	NURSING ASST 2	Vacant	10100400	NURSING ASST 2	5110010	TO	CLASSIFIED	MS-
1321012700	1320000600	166269	NURSING ASST 2	Vacant	10100400	NURSING ASST 2	5110010	TO	CLASSIFIED	MS-
1321012700	1320000600	166274	NURSING ASST 2	Vacant	10100400	NURSING ASST 2	5110010	TO	CLASSIFIED	MS-
1321012700	1320000600	166278	NURSING ASST 2	Vacant	10100400	NURSING ASST 2	5110010	TO	CLASSIFIED	MS-
1321012700	1320000600	189528	NURSING ASST 2	Vacant	10100400	NURSING ASST 2	5110010	TO	CLASSIFIED	MS-
1321012700	1320000600	50385878	NURSING ASST 2	Vacant	10100400	NURSING ASST 2	5110010	TO	CLASSIFIED	MS-
1321012700	1320000600	50408382	PSYCH AIDE SUPERVISOR 1	Vacant	10100500	PSYCHIATRIC AIDE SUPV 1	5110010	TO	CLASSIFIED	SS-
1321012700	F100000000	166285	PSYCHIATRIC AIDE SUPV 2	Vacant	10100480	PSYCHIATRIC AIDE SUPV 2	5110010	TO	CLASSIFIED	SS-
1321012700	F100000000	166344	PSYCH AIDE SUPERVISOR 2	Vacant	10100480	PSYCHIATRIC AIDE SUPV 2	5110010	TO	CLASSIFIED	SS-
1321012900	1320000200	166256	PRACT NURSE/LICENSED, 3	Vacant	10150020	PRACTICAL NURSE-LIC 3	5110010	TO	CLASSIFIED	MS-
1321012900	1320000200	166300	PRACT NURSE/LICENSED, 1	Vacant	10150000	PRACTICAL NURSE-LIC 1	5110010	TO	CLASSIFIED	MS-
1321012900	1320000200	189763	RN/SUPV A	Vacant	10172630	RN SUPERVISOR A	5110010	TO	CLASSIFIED	MS-
1321012900	1320000200	50370586	PR NURSE LIC 3	Vacant	10150020	PRACTICAL NURSE-LIC 3	5110010	TO	CLASSIFIED	MS-
1321012900	1320000200	50668963	RN 1	Vacant	10112220	RN 1	5110010	TO	CLASSIFIED	MS-
1321012900	1320000600	166256	PRACT NURSE/LICENSED, 3	Vacant	10150020	PRACTICAL NURSE-LIC 3	5110010	TO	CLASSIFIED	MS-
1321012900	1320000600	166300	PRACT NURSE/LICENSED, 1	Vacant	10150000	PRACTICAL NURSE-LIC 1	5110010	TO	CLASSIFIED	MS-
1321012900	1320000600	189763	RN/SUPV A	Vacant	10172630	RN SUPERVISOR A	5110010	TO	CLASSIFIED	MS-
1321012900	1320000600	50370586	PR NURSE LIC 3	Vacant	10150020	PRACTICAL NURSE-LIC 3	5110010	TO	CLASSIFIED	MS-
1321012900	1320000600	50668963	RN 1	Vacant	10112220	RN 1	5110010	TO	CLASSIFIED	MS-
										132

Department: 03A - VETS Agency: 132 DVA - NORTHEAST LOUISIANA VETERANS HOME	STATE OF LOUISIANA Personnel Expenditure Planning Payroll Projection Report Detail Vacant Positions by Program and Authorization	PEP – VACANT AUTH Fiscal Year 2025 - 2026 Report Date: 10/30/24
---	---	---

Pay Scale Group	Employee Count	Employee Allocation	Salary	Total Requested Salaries	Medicare	Life Insurance	Medical	RT Benefit Plan	Retirement	Total Requested Benefits	Total Requested Salaries and Benefits
505	.71	71%	\$25,329	\$25,329	\$372	\$216	\$10,391	LAS5	\$8,794	\$19,773	\$45,102
505	.71	71%	\$25,329	\$25,329	\$372	\$216	\$10,391	LAS5	\$8,794	\$19,773	\$45,102
505	.71	71%	\$25,329	\$25,329	\$372	\$216	\$10,391	LAS5	\$8,794	\$19,773	\$45,102
505	.71	71%	\$25,329	\$25,329	\$372	\$216	\$10,391	LAS5	\$8,794	\$19,773	\$45,102
505	.71	71%	\$25,329	\$25,329	\$372	\$216	\$10,391	LAS5	\$8,794	\$19,773	\$45,102
505	.71	71%	\$25,329	\$25,329	\$372	\$216	\$10,391	LAS5	\$8,794	\$19,773	\$45,102
505	.71	71%	\$25,329	\$25,329	\$372	\$216	\$10,391	LAS5	\$8,794	\$19,773	\$45,102
406	.71	71%	\$25,329	\$25,329	\$372	\$216	\$10,391	LAS5	\$8,794	\$19,773	\$45,102
408	.71	71%	\$28,996	\$28,996	\$423	\$216	\$10,391	LAS5	\$10,071	\$21,101	\$50,097
408	.71	71%	\$28,996	\$28,996	\$423	\$216	\$10,391	LAS5	\$10,071	\$21,101	\$50,097
511	.29	29%	\$15,516	\$15,516	\$227	\$84	\$4,247	LAS5	\$5,389	\$9,947	\$25,463
509	.21	21%	\$9,815	\$9,815	\$145	\$60	\$3,072	LAS5	\$3,408	\$6,685	\$16,500
519	.21	21%	\$19,319	\$19,319	\$277	\$60	\$3,072	LAS5	\$6,709	\$10,118	\$29,437
511	.29	29%	\$15,516	\$15,516	\$227	\$84	\$4,247	LAS5	\$5,389	\$9,947	\$25,463
515	.29	29%	\$20,353	\$20,353	\$299	\$84	\$4,247	LAS5	\$7,069	\$11,699	\$32,052
511	.71	71%	\$38,002	\$38,002	\$549	\$216	\$10,391	LAS5	\$13,203	\$24,359	\$62,361
509	.79	79%	\$36,943	\$36,943	\$533	\$240	\$11,566	LAS5	\$12,836	\$25,175	\$62,118
519	.79	79%	\$72,679	\$72,679	\$1,057	\$240	\$11,566	LAS5	\$25,251	\$38,114	\$110,793
511	.71	71%	\$38,002	\$38,002	\$549	\$216	\$10,391	LAS5	\$13,203	\$24,359	\$62,361
515	.71	71%	\$49,816	\$49,816	\$718	\$216	\$10,391	LAS5	\$17,308	\$28,633	\$78,449
I Total:	20		\$983,007	\$983,007	\$14,250	\$6,000	\$292,760		\$341,501	\$654,511	\$1,637,518

Quick Tips & Statistics

Quick Tips:	New report
Other HELP:	WebIntelligence Navigation Guide Submit a Web Help Ticket
Statistics:	01) PEP - Payroll Projection Detail with Fund
Last Refresh Date :	10/30/2024 3:57:53 PM
Prompt Values :	*** Query Name:PEP Query *** Funds Center (Optional)132 DVA - NORTHEAST LOUISIANA VETERANS HOME
Input Controls / Report Filter Values by Tab :	<p>*** Filter on Report PEP_Det_Filled ***</p> <p>Global Report Filters:</p> <p>Employee Not In List { [NULL_VALUE], Not assigned }</p> <p>Filter on Section Funds Center - Program (Key):</p> <p>Funds Center - Program (Key) Not In List { [NULL_VALUE], # }</p> <p>Filter on Block Block 1:</p> <p>Employee - Employment Status (Key) In List { 3 }</p> <p>*** Filter on Report PEP_Det_Vacant ***</p> <p>Global Report Filters:</p> <p>(Employee In List { [NULL_VALUE], Not assigned }</p> <p>)</p> <p>AND</p> <p>(Job - Position Auth (Text) Not In List { STDNT }</p> <p>)</p> <p>Filter on Section Funds Center - Program (Key):</p> <p>Funds Center - Program (Key) Not In List { [NULL_VALUE], # }</p> <p>Filter on Block Block 1:</p> <p>Job - Position Auth (Text) In List { TO, OTHR }</p> <p>*** Filter on Report PEP_Filled_by_Auth ***</p> <p>Global Report Filters:</p> <p>Employee Not In List { [NULL_VALUE], Not assigned }</p> <p>Filter on Section Funds Center - Program (Key):</p> <p>Funds Center - Program (Key) Not In List { [NULL_VALUE], # }</p> <p>Filter on Block Main TO:</p> <p>(Employee - Employment Status (Key) In List { 3 }</p> <p>)</p> <p>AND</p> <p>(v_Position_Auth In List { NTO, NTO-WAE, STDNT, TO, OTHR }</p> <p>)</p> <p>*** Filter on Report PEP_Vacant_by_Auth ***</p> <p>Global Report Filters:</p> <p>(Employee In List { [NULL_VALUE], Not assigned }</p> <p>)</p> <p>AND</p> <p>(</p>

Quick Tips & Statistics	
	<p>Job - Position Auth (Text) Not In List { STDNT }) Filter on Section Funds Center - Program (Key): Funds Center - Program (Key) Not In List { [NULL_VALUE], # } Filter on Block Main TO: Job - Position Auth (Text) In List { TO, OTHR } *** Filter on Report Quick Tips & Stats *** No Filter on Quick Tips & Stats</p>
General Query Information :	<p>*** Query Name:PEP Query ***</p> <p>** Query Properties: Universe:ZSBP_M03_PEP_DATA_Q0001 Last Refresh Date:10/30/24 3:57 PM Last Execution Duration: 16 Number of rows: 2,072 Refreshable: ON Retrieve Duplicate Rows: ON Retrieve Empty Rows: OFF Max Retrieval Time (s): / Max Rows Retrieved: / Query Stripping: ON</p> <p>** Query Definition: Result Objects: InfoProvider, Job - Commitment item (Key), Fund - Key, Employee - Cap.Utilization Lvl (Key), Job - Long Text, Employee - Employment Status (Key), Employee - Status (Key), Employee - Benefit Plan (Key), Benefit Plan - Key (Not Compounded), Projection ID - Text, Projection ID - Key, Funds Center - OPB Dept (Key), Funds Center - OPB Dept (Text), Budget Year - Key (Not Compounded), Pay Scale Group, Pay Scale Group - Key (Not Compounded), Salary %, Employee - Pay Scale Group (Key), Employee - Pay Scale Group (Text), Job - Position Cat (Text), Job - Position Cat (Key), Job - Position Auth (Text), Job - Position Auth (Key), Job, Employee - Key, Employee - Text, Employee - [/PBFBI/EMPLOYEE-2/PBFBI/JOB] Job (Key), Position - Medium Text, Funds Center - Key (Not Compounded), Funds Center - Key, Funds Center - Text, Funds Center, Position - Key, Position, Funds Center - Program (Key), Funds Center - Program (Text), Employee, Employee - Personnel Subarea (Text), Employee - Long Text, Benefit Area, Benefit Area - Key, Benefit Plan, Benefit Plan - Key (Partially Compounded), Benefit Plan - Medium Text, Commitment item - Key (Not Compounded), Commitment item - Text, Commitment item, Fund - Key (Not Compounded), Fund - Text, Fund, Fiscal year/period - Key (Not Compounded), Job - Key, Job - Text, Report FTE, Amnt in FM area crcy, Emoluments, Other Pays, Life Insurance</p>

Quick Tips & Statistics

Report Name :	01) PEP - Payroll Projection Detail with Fund
Tab Name :	Quick Tips & Stats
Last Refresh Date :	10/30/24
Prompt Values :	*** Query Name:PEP Query *** Funds Center (Optional)132 DVA - NORTHEAST LOUISIANA VETERANS HOME
Input Control / Report Filter Values :	*** Filter on Report Quick Tips & Stats *** No Filter on Quick Tips & Stats

Department: 03A - VETS Agency: 132 DVA - NORTHEAST LOUISIANA VETERANS HOME	STATE OF LOUISIANA Personnel Expenditure Planning Payroll Projection Report Detail Filled Positions by Program	PEP – FILLED DETAIL Fiscal Year 2025 - 2026 Report Date: 10/30/24
---	---	---

1321 - Northeast Louisiana Veterans Home

Funds Center	Position Number	Position Description	Employee Number	Employee Description	Job Number	Job Description	Commitment Item	Position Authorization	Positi Category
1321012200	50321202	FOOD SERVICE SPEC 7	00001767	RAQUEL REEVES	10169560	FOOD SERVICE SPEC 7	5110010	TO	CLASSIFIE
1321012700	166276	NURSING ASST 2	00007475	VERUSKA ROBINSON	10100400	NURSING ASST 2	5110010	TO	CLASSIFIE
1321012700	50574302	NURSING ASST 2	00007767	DEMITRI REYNOLDS	10100400	NURSING ASST 2	5110010	TO	CLASSIFIE
1321012700	184920	NURSING ASST 2	00008082	CLARA GREEN	10100400	NURSING ASST 2	5110010	TO	CLASSIFIE
1321011000	165914	ADMIN COORDINATOR 3	00015133	SHARON LAWSON	10168060	ADMIN COORDINATOR 3	5110010	TO	CLASSIFIE
1321012900	166303	PRACT NURSE/LICENSED, 3	00020503	WILLIE GREEN	10150020	PRACTICAL NURSE-LIC 3	5110010	TO	CLASSIFIE
1321012700	50601060	NURSING ASST 2	00020775	SHELINE MASSEY	10100400	NURSING ASST 2	5110010	TO	CLASSIFIE
1321012800	50625259	ADMIN COORDINATOR 3	00088339	KATHY ROSS	10168060	ADMIN COORDINATOR 3	5110010	TO	CLASSIFIE
1321012700	166280	NURSING ASST 2	00088367	ROSALYN BANKS	10100400	NURSING ASST 2	5110010	TO	CLASSIFIE
1321012700	50544107	NURSING ASST 2	00093784	STEPHANIE TINKSHELL	20100400	NURSING ASST 2	5120010	NTO-WAE	CLASSIFIE
1321012700	181884	PSYCHIATRIC AIDE SUPV 1	00099443	ELIZABETH WHITE CARR	10100500	PSYCHIATRIC AIDE SUPV 1	5110010	TO	CLASSIFIE
1321012800	189865	ADMIN COORDINATOR 4	00099447	RACHEL PATRICK	10168070	ADMIN COORDINATOR 4	5110010	TO	CLASSIFIE
1321012700	166287	NURSING ASST 2	00122502	ELEANOR WILLIAMS	10100400	NURSING ASST 2	5110010	TO	CLASSIFIE
1321012200	165898	FOOD SERVICE SPEC 3	00127356	VICKIE JOHNSON	10160930	FOOD SERVICE SPEC 3	5110010	TO	CLASSIFIE
1321012700	50552601	NURSING ASST 1	00127639	LENA BERRY	20100360	NURSING ASST 1	5120010	NTO-WAE	CLASSIFIE
1321012000	50390081	SOCIAL WORKER 5-B	00131792	LISA HOWE	10167700	SOCIAL WORKER 5-B	5110010	TO	CLASSIFIE
1321012700	189871	NURSING ASST 2	00160006	ROLANDA ROBINSON	10100400	NURSING ASST 2	5110010	TO	CLASSIFIE
1321012500	50539957	PHARMACIST 5-A	00168783	KAREN CHAPMAN	10171220	PHARMACIST 5-A	5110010	TO	CLASSIFIE
1321012700	184914	NURSING ASST 2	00174344	BRENDA WHEELER	10100400	NURSING ASST 2	5110010	TO	CLASSIFIE
1321011100	165918	ACCOUNTING TECHNICIAN	00195808	CHARLES CLAMPIT	10139340	ACCOUNTING TECHNICIAN	5110010	TO	CLASSIFIE
1321012900	166295	PRACT NURSE/LICENSED, 3	00196831	KIMBERLY BRYAN	10150020	PRACTICAL NURSE-LIC 3	5110010	TO	CLASSIFIE

Department: 03A - VETS Agency: 132 DVA - NORTHEAST LOUISIANA VETERANS HOME	STATE OF LOUISIANA Personnel Expenditure Planning Payroll Projection Report Detail Filled Positions by Program	PEP – FILLED DETAIL Fiscal Year 2025 - 2026 Report Date: 10/30/24
---	---	---

Position	Pay Scale Group	Employee Count	Employee Allocation	Employee FTE	Salary + Current Year CPG	Market Adjustment (PERF ADJ)	CPG	Work Week Adjustments	Total Requested Salaries	Medicare	Social Security	Medical	RT Benefit Plan
D	WS-211	1	100%	100%	\$43,243	\$1,659	\$0	\$0	\$44,902	\$651	\$0	\$8,368	LASE
D	MS-505	1	100%	100%	\$30,576	\$1,173	\$0	\$0	\$31,749	\$460	\$0	\$0	LAS5
D	MS-505	1	100%	100%	\$31,866	\$1,222	\$0	\$0	\$33,088	\$480	\$0	\$8,368	LAS5
D	MS-505	1	100%	100%	\$36,754	\$1,057	\$0	\$0	\$37,811	\$548	\$0	\$8,368	LASE
D	AS-609	1	100%	100%	\$39,707	\$1,142	\$0	\$0	\$40,849	\$592	\$0	\$8,368	LASE
D	MS-511	1	100%	100%	\$48,235	\$1,850	\$0	\$0	\$50,085	\$726	\$0	\$8,368	LAS5
D	MS-505	1	100%	100%	\$30,576	\$1,173	\$0	\$0	\$31,749	\$460	\$0	\$8,368	LAS5
D	AS-609	1	100%	100%	\$35,152	\$1,348	\$0	\$0	\$36,500	\$529	\$0	\$0	LAS5
D	MS-505	1	100%	100%	\$30,576	\$1,173	\$0	\$0	\$31,749	\$460	\$0	\$8,368	LAS5
D	MS-505	1	100%	100%	\$29,827	\$0	\$0	\$0	\$29,827	\$432	\$1,849	\$0	SSOC
D	SS-406	1	100%	100%	\$35,214	\$1,351	\$0	\$0	\$36,565	\$530	\$0	\$8,368	LAS5
D	AS-611	1	100%	100%	\$39,520	\$1,516	\$0	\$0	\$41,036	\$595	\$0	\$8,368	LASE
D	MS-505	1	100%	100%	\$33,155	\$1,272	\$0	\$0	\$34,427	\$499	\$0	\$15,891	LASE
D	WS-205	1	100%	100%	\$28,330	\$1,087	\$0	\$0	\$29,417	\$426	\$0	\$8,368	LASE
D	MS-504	1	100%	100%	\$26,458	\$0	\$0	\$0	\$26,458	\$384	\$1,640	\$0	SSOC
D	SS-416	1	100%	100%	\$74,693	\$2,149	\$0	\$0	\$76,842	\$1,114	\$0	\$8,368	LAS5
D	MS-505	1	100%	100%	\$30,576	\$1,173	\$0	\$0	\$31,749	\$460	\$0	\$0	LAS5
D	MS-527	1	100%	100%	\$142,438	\$5,464	\$0	\$0	\$147,902	\$2,145	\$0	\$8,368	LAS5
D	MS-505	1	100%	100%	\$31,803	\$1,220	\$0	\$0	\$33,023	\$479	\$0	\$8,368	LASE
D	AS-611	1	51%	100%	\$40,560	\$1,556	\$0	\$0	\$42,116	\$611	\$0	\$0	LASE
D	MS-511	1	100%	100%	\$49,587	\$1,902	\$0	\$0	\$51,489	\$747	\$0	\$14,638	LASE

Department: 03A - VETS

Agency: 132 DVA - NORTHEAST LOUISIANA VETERANS HOME

**STATE OF LOUISIANA
Personnel Expenditure Planning
Payroll Projection Report Detail
Filled Positions by Program**

PEP – FILLED DETAIL

Fiscal Year 2025 - 2026

Report Date: 10/30/24

Benefit	Retirement	Life Insurance	Other Pays	Emoluments	Total Requested Benefits	Total Requested Salaries and Benefits
	\$15,599	\$0	\$1,855	\$0	\$26,473	\$71,375
	\$11,030	\$0	\$0	\$0	\$11,490	\$43,239
	\$11,495	\$0	\$5,960	\$0	\$26,303	\$59,391
	\$13,136	\$0	\$5,540	\$0	\$27,592	\$65,403
	\$14,191	\$364	\$0	\$0	\$23,515	\$64,364
	\$17,400	\$280	\$13,679	\$0	\$40,453	\$90,538
	\$11,030	\$0	\$440	\$0	\$20,298	\$52,047
	\$12,680	\$301	\$0	\$0	\$13,510	\$50,010
	\$11,030	\$0	\$3,677	\$0	\$23,535	\$55,284
	\$0	\$0	\$4,280	\$0	\$6,561	\$36,388
	\$12,703	\$0	\$7,410	\$0	\$29,011	\$65,576
	\$14,256	\$37	\$0	\$0	\$23,256	\$64,292
	\$11,960	\$0	\$5,946	\$0	\$34,296	\$68,723
	\$10,219	\$175	\$1,823	\$0	\$21,011	\$50,428
	\$0	\$0	\$1,894	\$0	\$3,918	\$30,376
	\$26,695	\$319	\$0	\$0	\$36,496	\$113,338
	\$11,030	\$0	\$1,045	\$0	\$12,535	\$44,284
	\$51,381	\$0	\$0	\$0	\$61,894	\$209,796
	\$11,472	\$0	\$6,312	\$0	\$26,631	\$59,654
	\$14,631	\$74	\$0	\$0	\$15,316	\$57,432
	\$17,887	\$0	\$12,708	\$0	\$45,980	\$97,469

Department: 03A - VETS
 Agency: 132 DVA - NORTHEAST LOUISIANA VETERANS HOME

STATE OF LOUISIANA
Personnel Expenditure Planning
Payroll Projection Report Detail
Filled Positions by Program

PEP – FILLED DETAIL
 Fiscal Year 2025 - 2026
 Report Date: 10/30/24

Funds Center	Position Number	Position Description	Employee Number	Employee Description	Job Number	Job Description	Commitment Item	Position Authorization	Position Category
1321012700	166341	PSYCH AIDE SUPERVISOR 1	00202513	CAROLINA ROBB	10100500	PSYCHIATRIC AIDE SUPV 1	5110010	TO	CLASSIFIED
1321012700	184918	NURSING ASST 2	00202793	TERRIE WILSON	10100400	NURSING ASST 2	5110010	TO	CLASSIFIED
1321012600	50675056	RN-PROGRAM COORDINATOR	00207296	WILLIE WILLIAMS	10146740	RN-PROGRAM COORDINATOR	5110010	TO	CLASSIFIED
1321012700	166282	NURSING ASST 2	00209518	SHARI CALAHAN	10100400	NURSING ASST 2	5110010	TO	CLASSIFIED
1321012700	166263	NURSING ASST 2	00213551	MARILYN COLEMAN	10100400	NURSING ASST 2	5110010	TO	CLASSIFIED
1321011100	165917	ACCOUNTING TECHNICIAN	00215335	CHEREIS WILSON	10139340	ACCOUNTING TECHNICIAN	5110010	TO	CLASSIFIED
1321012700	184916	NURSING ASST 2	00219386	COURTNEY MAJOR	10100400	NURSING ASST 2	5110010	TO	CLASSIFIED
1321012300	165936	CUSTODIAN 2	00236410	ANDY FLEMMING	10100270	CUSTODIAN 2	5110010	TO	CLASSIFIED
1321012900	166294	PRACT NURSE/LICENSED, 3	00256156	PHYLLIS KING	10150020	PRACTICAL NURSE-LIC 3	5110010	TO	CLASSIFIED
1321012700	166283	NURSING ASST 2	00256287	BRIDGET ABAIR	10100400	NURSING ASST 2	5110010	TO	CLASSIFIED
1321012000	166348	SOC WORKER	00258045	BRITTANY PRITCHARD	10167680	SOCIAL WORKER 3	5110010	TO	CLASSIFIED
1321012900	50665724	PRACTICAL NURSE-LIC 1	00261642	SHERRIDA WASHINGTON	20150000	PRACTICAL NURSE-LIC 1	5120010	NTO-WAE	CLASSIFIED
1321012300	50368518	CUSTODIAN 2	00264915	LANILA MADISON	10100270	CUSTODIAN 2	5110010	TO	CLASSIFIED
1321012600	166252	RN/DIRECTOR OF NURSING A	00268772	AUDREY RAYFORD	10172570	RN DIRECTOR OF NURSING A	5110010	TO	CLASSIFIED
1321012600	166253	RN ASSISTANT DIRECTOR OF NURSING A	00270444	NATALIE MITCHELL	10172540	RN ASSISTANT DIRECTOR OF NURSING A	5110010	TO	CLASSIFIED
1321012200	165910	FOOD SERVICE SPEC 3	00276276	SHERVONDALYN BROOKS	10160930	FOOD SERVICE SPEC 3	5110010	TO	CLASSIFIED
1321011200	165924	FAC MAINT MANAGER A	00277661	BRIAN WATT	10172240	FACILITY MAINTENANCE MGR A	5110010	TO	CLASSIFIED
1321012900	50648920	PRACTICAL NURSE-LIC 3	00278514	MELISSA KITCHENS	20150020	PRACTICAL NURSE-LIC 3	5120010	NTO-WAE	CLASSIFIED
1321012200	165903	FOOD SERVICE SPEC 5	00278757	HENRY MYLES	10169540	FOOD SERVICE SPEC 5	5110010	TO	CLASSIFIED
1321012700	166281	NURSING ASST 2	00286120	ROSE PRICE	10100400	NURSING ASST 2	5110010	TO	CLASSIFIED
1321012700	50328755	NURSING ASST 2	00287315	BONNIE HUNTER	10100400	NURSING ASST 2	5110010	TO	CLASSIFIED
1321011200	165929	MAINTENANCE REPAIRER 2	00287347	LESTER WATTS	10128640	MAINTENANCE REPAIRER 2	5110010	TO	CLASSIFIED

Department: 03A - VETS		STATE OF LOUISIANA										PEP – FILLED DETAIL	
Agency: 132 DVA - NORTHEAST LOUISIANA VETERANS HOME		Personnel Expenditure Planning Payroll Projection Report Detail Filled Positions by Program										Fiscal Year 2025 - 2026 Report Date: 10/30/24	
Position	Pay Scale Group	Employee Count	Employee Allocation	Employee FTE	Salary + Current Year CPG	Market Adjustment (PERF ADJ)	CPG	Work Week Adjustments	Total Requested Salaries	Medicare	Social Security	Medical	RT Benefit Plan
ID	SS-406	1	100%	100%	\$34,507	\$1,324	\$0	\$0	\$35,831	\$520	\$0	\$8,368	LAS5
ID	MS-505	1	100%	100%	\$31,866	\$1,222	\$0	\$0	\$33,088	\$480	\$0	\$8,368	LAS6
ID	MS-519	1	100%	100%	\$87,360	\$3,351	\$0	\$0	\$90,711	\$1,315	\$0	\$8,368	TRSL
ID	MS-505	1	100%	100%	\$30,576	\$1,173	\$0	\$0	\$31,749	\$460	\$0	\$0	LAS1
ID	MS-505	1	100%	100%	\$31,866	\$1,222	\$0	\$0	\$33,088	\$480	\$0	\$8,368	LAS6
ID	AS-611	1	100%	100%	\$40,560	\$1,556	\$0	\$0	\$42,116	\$611	\$0	\$9,593	ORPV
ID	MS-505	1	100%	100%	\$31,866	\$1,222	\$0	\$0	\$33,088	\$480	\$0	\$0	LAS5
ID	WS-203	1	100%	100%	\$24,939	\$957	\$0	\$0	\$25,896	\$375	\$0	\$8,368	LAS6
ID	MS-511	1	100%	100%	\$50,211	\$1,926	\$0	\$0	\$52,137	\$756	\$0	\$8,368	LAS1
ID	MS-505	1	100%	100%	\$30,576	\$1,173	\$0	\$0	\$31,749	\$460	\$0	\$0	LAS5
ID	SS-414	1	100%	100%	\$63,294	\$1,821	\$0	\$0	\$65,115	\$944	\$0	\$9,593	LAS1
ID	MS-509	1	100%	100%	\$56,160	\$0	\$0	\$0	\$56,160	\$814	\$3,482	\$0	SSOC
ID	WS-203	1	100%	100%	\$24,939	\$957	\$0	\$0	\$25,896	\$375	\$0	\$0	LAS1
ID	MS-524	1	100%	100%	\$111,883	\$4,292	\$0	\$0	\$116,175	\$1,685	\$0	\$9,593	LASE
ID	MS-522	1	100%	100%	\$94,557	\$3,627	\$0	\$0	\$98,184	\$1,424	\$0	\$16,486	LAS1
ID	WS-205	1	100%	100%	\$26,499	\$1,017	\$0	\$0	\$27,516	\$399	\$0	\$0	LAS1
ID	WS-219	1	100%	100%	\$82,035	\$3,147	\$0	\$0	\$85,182	\$1,235	\$0	\$9,593	LAS1
ID	MS-511	1	100%	100%	\$60,320	\$0	\$0	\$0	\$60,320	\$875	\$3,740	\$0	SSOC
ID	WS-207	1	100%	100%	\$32,594	\$1,250	\$0	\$0	\$33,844	\$491	\$0	\$8,368	LAS1
ID	MS-505	1	100%	100%	\$31,866	\$1,222	\$0	\$0	\$33,088	\$480	\$0	\$8,368	LAS1
ID	MS-505	1	100%	100%	\$31,803	\$1,220	\$0	\$0	\$33,023	\$479	\$0	\$0	LAS5
ID	WS-212	1	100%	100%	\$44,262	\$1,698	\$0	\$0	\$45,960	\$666	\$0	\$14,638	LAS1

Department: 03A - VETS

Agency: 132 DVA - NORTHEAST LOUISIANA VETERANS HOME

STATE OF LOUISIANA
Personnel Expenditure Planning
Payroll Projection Report Detail
Filled Positions by Program

PEP – FILLED DETAIL

Fiscal Year 2025 - 2026

Report Date: 10/30/24

Benefit	Retirement	Life Insurance	Other Pays	Emoluments	Total Requested Benefits	Total Requested Salaries and Benefits
	\$12,448	\$0	\$6,115	\$0	\$27,451	\$63,282
	\$11,495	\$0	\$8,167	\$0	\$28,510	\$61,598
	\$19,512	\$88	\$1,215	\$0	\$30,498	\$121,209
	\$11,030	\$0	\$3,902	\$0	\$15,392	\$47,141
	\$11,495	\$190	\$5,794	\$0	\$26,327	\$59,415
	\$9,308	\$28	\$0	\$0	\$19,540	\$61,656
	\$11,495	\$0	\$5,465	\$0	\$17,440	\$50,528
	\$8,996	\$0	\$1,848	\$0	\$19,587	\$45,483
	\$18,113	\$0	\$13,187	\$0	\$40,424	\$92,561
	\$11,030	\$0	\$443	\$0	\$11,933	\$43,682
	\$22,621	\$0	\$0	\$0	\$33,158	\$98,273
	\$0	\$0	\$1,000	\$0	\$5,296	\$61,456
	\$8,996	\$0	\$1,440	\$0	\$10,811	\$36,707
	\$40,359	\$214	\$9,943	\$0	\$61,794	\$177,969
	\$34,109	\$0	\$6,962	\$0	\$58,981	\$157,165
	\$9,559	\$8	\$974	\$0	\$10,940	\$38,456
	\$29,592	\$135	\$319	\$0	\$40,874	\$126,056
	\$0	\$0	\$12,658	\$0	\$17,273	\$77,593
	\$11,757	\$0	\$2,000	\$0	\$22,616	\$56,460
	\$11,495	\$0	\$4,878	\$0	\$25,221	\$58,309
	\$11,472	\$0	\$6,461	\$0	\$18,412	\$51,435
	\$15,967	\$0	\$2,767	\$0	\$34,038	\$79,998

Department: 03A - VETS Agency: 132 DVA - NORTHEAST LOUISIANA VETERANS HOME	STATE OF LOUISIANA Personnel Expenditure Planning Payroll Projection Report Detail Filled Positions by Program	PEP – FILLED DETAIL Fiscal Year 2025 - 2026 Report Date: 10/30/24
---	---	---

Funds Center	Position Number	Position Description	Employee Number	Employee Description	Job Number	Job Description	Commitment Item	Position Authorization	Position Category
1321012700	50552603	NURSING ASST 1	00289180	SHELIA ROBINSON	20100360	NURSING ASST 1	5120010	NTO-WAE	CLASSIFIED
1321012700	50549302	NURSING ASST 2	00290102	LATOYA MCFARLAND	10100400	NURSING ASST 2	5110010	TO	CLASSIFIED
1321012200	165895	FOOD SERVICE SPEC 3	00292278	DIANNE HANNIBAL	10160930	FOOD SERVICE SPEC 3	5110010	TO	CLASSIFIED
1321012200	165899	ADMIN COORDINATOR 3	00292975	CODY GAHAGAN	10168060	ADMIN COORDINATOR 3	5110010	TO	CLASSIFIED
1321012900	50409588	PRACT NURSE/LICENSED, 3	00297479	DEBORAH HARRIS	10150020	PRACTICAL NURSE-LIC 3	5110010	TO	CLASSIFIED
1321011000	166237	LONG TERM CARE HOSP ADMIN	00305336	MARQUITA MIHALIAK	10167230	LONG TERM CARE HOSP ADMIN	5110010	TO	CLASSIFIED
1321012700	166291	NURSING ASST 2	00307923	TOMISKEY JOHNSON	10100400	NURSING ASST 2	5110010	TO	CLASSIFIED
1321012700	50328752	NURSING ASST 2	00308598	SUWARTHA MAZE	10100400	NURSING ASST 2	5110010	TO	CLASSIFIED
1321012700	189529	NURSING ASST 2	00309534	BETTY BROWN	10100400	NURSING ASST 2	5110010	TO	CLASSIFIED
1321012700	166289	NURSING ASST 2	00310837	SHELIA RILEY	10100400	NURSING ASST 2	5110010	TO	CLASSIFIED
1321011200	50657008	MAINTENANCE REPAIRER 1	00315659	OBIE GRAYSON	10128650	MAINTENANCE REPAIRER 1	5110010	TO	CLASSIFIED
1321012300	50376531	CUSTODIAN 2	00316040	CHARLES WALKER	10100270	CUSTODIAN 2	5110010	TO	CLASSIFIED
1321012700	166265	NURSING ASST 2	00316436	SONITA CAPERS	10100400	NURSING ASST 2	5110010	TO	CLASSIFIED
1321012700	50544108	NURSING ASST 2	00317332	LAKEISHA REED	20100400	NURSING ASST 2	5120010	NTO-WAE	CLASSIFIED
1321012900	50549010	RN SUPERVISOR A	00317565	CYNDI COLE	10172630	RN SUPERVISOR A	5110010	TO	CLASSIFIED
1321012700	181885	NURSING ASST 2	00317598	DANIELLE JOHNSON	10100400	NURSING ASST 2	5110010	TO	CLASSIFIED
1321012700	50455942	NURSING ASST 2	00318312	TISA RHODES	10100400	NURSING ASST 2	5110010	TO	CLASSIFIED
1321012900	166292	PRACT NURSE/LICENSED, 3	00319331	LAUREN SULLIVAN	10150020	PRACTICAL NURSE-LIC 3	5110010	TO	CLASSIFIED
1321012900	166335	RN/SUPV A	00321576	CHRISTOPHER SPRUILL	10172630	RN SUPERVISOR A	5110010	TO	CLASSIFIED
1321011100	50373601	ACCOUNTANT SUPERVISOR 2	00322738	SHAQUITA ANDERSON	10159610	ACCOUNTANT SUPERVISOR 2	5110010	TO	CLASSIFIED
1321011000	50651839	ADMIN ASSISTANT 5	00323214	LAURA REDDING	10168080	ADMIN ASSISTANT 5	5110010	TO	CLASSIFIED
1321012700	184915	NURSING ASST 2	00325262	ANDRIEKA WALTERS	10100400	NURSING ASST 2	5110010	TO	CLASSIFIED

Department: 03A - VETS		STATE OF LOUISIANA										PEP – FILLED DETAIL	
Agency: 132 DVA - NORTHEAST LOUISIANA VETERANS HOME		Personnel Expenditure Planning Payroll Projection Report Detail Filled Positions by Program										Fiscal Year 2025 - 2026 Report Date: 10/30/24	
Position	Pay Scale Group	Employee Count	Employee Allocation	Employee FTE	Salary + Current Year CPG	Market Adjustment (PERF ADJ)	CPG	Work Week Adjustments	Total Requested Salaries	Medicare	Social Security	Medical	RT Benefit Plan
ID	MS-504	1	100%	100%	\$26,458	\$0	\$0	\$0	\$26,458	\$384	\$1,640	\$8,368	SSOC
ID	MS-505	1	100%	100%	\$31,866	\$1,222	\$0	\$0	\$33,088	\$480	\$0	\$8,368	LAS1
ID	WS-205	1	100%	100%	\$27,560	\$1,057	\$0	\$0	\$28,617	\$415	\$0	\$8,368	LAS5
ID	AS-609	1	100%	100%	\$42,578	\$1,225	\$0	\$0	\$43,803	\$635	\$0	\$8,368	LAS5
ID	MS-511	1	100%	100%	\$51,563	\$1,978	\$0	\$0	\$53,541	\$776	\$0	\$8,368	LAS5
ID	AS-624	1	100%	100%	\$115,107	\$3,312	\$0	\$0	\$118,419	\$1,717	\$0	\$14,638	LAS5
ID	MS-505	1	100%	100%	\$31,803	\$1,220	\$0	\$0	\$33,023	\$479	\$0	\$8,368	LAS5
ID	MS-505	1	100%	100%	\$30,576	\$1,173	\$0	\$0	\$31,749	\$460	\$0	\$0	LAS5
ID	MS-505	1	100%	100%	\$30,576	\$1,173	\$0	\$0	\$31,749	\$460	\$0	\$0	LAS5
ID	MS-505	1	100%	100%	\$31,803	\$1,220	\$0	\$0	\$33,023	\$479	\$0	\$8,368	LAS5
ID	WS-210	1	100%	100%	\$39,520	\$1,516	\$0	\$0	\$41,036	\$595	\$0	\$15,891	LAS5
ID	WS-203	1	100%	100%	\$24,274	\$931	\$0	\$0	\$25,205	\$366	\$0	\$0	LAS5
ID	MS-505	1	100%	100%	\$31,866	\$1,222	\$0	\$0	\$33,088	\$480	\$0	\$8,368	LAS5
ID	MS-505	1	100%	100%	\$28,059	\$0	\$0	\$0	\$28,059	\$407	\$1,740	\$0	SSOC
ID	MS-519	1	100%	100%	\$83,824	\$3,216	\$0	\$0	\$87,040	\$1,262	\$0	\$14,638	LAS5
ID	MS-505	1	100%	100%	\$30,576	\$1,173	\$0	\$0	\$31,749	\$460	\$0	\$0	LAS5
ID	MS-505	1	100%	100%	\$31,866	\$1,222	\$0	\$0	\$33,088	\$480	\$0	\$0	LAS5
ID	MS-511	1	100%	100%	\$50,170	\$1,925	\$0	\$0	\$52,095	\$755	\$0	\$8,368	LAS5
ID	MS-519	1	100%	100%	\$84,531	\$3,243	\$0	\$0	\$87,774	\$1,273	\$0	\$16,486	LAS5
ID	AS-617	1	100%	100%	\$67,600	\$2,593	\$0	\$0	\$70,193	\$1,018	\$0	\$0	LAS5
ID	AS-613	1	100%	100%	\$49,504	\$1,899	\$0	\$0	\$51,403	\$745	\$0	\$9,593	LAS5
ID	MS-505	1	100%	100%	\$31,866	\$1,222	\$0	\$0	\$33,088	\$480	\$0	\$8,368	LAS5

Department: 03A - VETS Agency: 132 DVA - NORTHEAST LOUISIANA VETERANS HOME	STATE OF LOUISIANA Personnel Expenditure Planning Payroll Projection Report Detail Filled Positions by Program	PEP – FILLED DETAIL Fiscal Year 2025 - 2026 Report Date: 10/30/24
---	---	---

Benefit	Retirement	Life Insurance	Other Pays	Emoluments	Total Requested Benefits	Total Requested Salaries and Benefits
	\$0	\$0	\$679	\$0	\$11,071	\$37,529
	\$11,495	\$0	\$10,393	\$0	\$30,736	\$63,824
	\$9,942	\$0	\$1,925	\$0	\$20,650	\$49,267
	\$15,217	\$93	\$0	\$0	\$24,313	\$68,116
	\$18,600	\$0	\$17,299	\$0	\$45,043	\$98,584
	\$41,139	\$364	\$13,939	\$0	\$71,797	\$190,216
	\$11,472	\$0	\$6,219	\$0	\$26,538	\$59,561
	\$11,030	\$0	\$0	\$0	\$11,490	\$43,239
	\$11,030	\$0	\$0	\$0	\$11,490	\$43,239
	\$11,472	\$0	\$4,021	\$0	\$24,340	\$57,363
	\$14,256	\$214	\$3,103	\$0	\$34,059	\$75,095
	\$8,756	\$0	\$1,852	\$0	\$10,974	\$36,179
	\$11,495	\$0	\$4,769	\$0	\$25,112	\$58,200
	\$0	\$0	\$1,648	\$0	\$3,795	\$31,854
	\$30,237	\$214	\$6,450	\$0	\$52,801	\$139,841
	\$11,030	\$0	\$0	\$0	\$11,490	\$43,239
	\$11,495	\$0	\$5,327	\$0	\$17,302	\$50,390
	\$18,098	\$62	\$14,047	\$0	\$41,330	\$93,425
	\$30,493	\$93	\$6,558	\$0	\$54,903	\$142,677
	\$24,385	\$0	\$0	\$0	\$25,403	\$95,596
	\$17,857	\$0	\$0	\$0	\$28,195	\$79,598
	\$11,495	\$0	\$4,999	\$0	\$25,342	\$58,430

Department: 03A - VETS Agency: 132 DVA - NORTHEAST LOUISIANA VETERANS HOME	STATE OF LOUISIANA Personnel Expenditure Planning Payroll Projection Report Detail Filled Positions by Program	PEP – FILLED DETAIL Fiscal Year 2025 - 2026 Report Date: 10/30/24
---	---	---

Funds Center	Position Number	Position Description	Employee Number	Employee Description	Job Number	Job Description	Commitment Item	Position Authorization	Position Category
1321012900	166255	RN-SUPERVISOR A	00325472	CHRISTY HAMBY	10172630	RN SUPERVISOR A	5110010	TO	CLASSIFIED
1321012900	50379068	PRACT NURSE/LICENSED, 3	00326449	KIMBERLY CARR	10150020	PRACTICAL NURSE-LIC 3	5110010	TO	CLASSIFIED
1321012900	50526581	RN SUPERVISOR A	00327154	MERCEDE WHITE	20172630	RN SUPERVISOR A	5120010	NTO-WAE	CLASSIFIED
1321012700	50544109	NURSING ASST 2	00327155	RENARTA ROBINSON	20100400	NURSING ASST 2	5120010	NTO-WAE	CLASSIFIED
1321011000	50566749	LONG TERM CARE HOS AS ADM	00328050	MARADYE RINEHART	10167240	LONG TERM CARE HOS AS ADM	5110010	TO	CLASSIFIED
1321012900	50648918	PRACTICAL NURSE-LIC 3	00328194	SHARONDA BRYANT	20150020	PRACTICAL NURSE-LIC 3	5120010	NTO-WAE	CLASSIFIED
1321012900	166293	PRACT NURSE/LICENSED, 3	00328254	SUSAN LEWIS	10150020	PRACTICAL NURSE-LIC 3	5110010	TO	CLASSIFIED
1321012900	166257	PRACT NURSE/LICENSED, 3	00329983	CHELSEA BEEBE	10150020	PRACTICAL NURSE-LIC 3	5110010	TO	CLASSIFIED
1321012700	189868	NURSING ASST 2	00330791	ANGELA MCHENRY	10100400	NURSING ASST 2	5110010	TO	CLASSIFIED
1321012100	166244	THERAPEUTIC REC SPEC 3-A	00331723	REBECCA CATES	10168830	THERAPEUTIC REC SPEC 3-A	5110010	TO	CLASSIFIED
1321012700	50526588	NURSING ASST 2	00332835	JAQUETTE AVANCE	20100400	NURSING ASST 2	5120010	NTO-WAE	CLASSIFIED
1321012700	166288	NURSING ASST 2	00333142	SAMANTHA BENJAMIN	10100400	NURSING ASST 2	5110010	TO	CLASSIFIED
1321011300	50674327	HUMAN RESOURCES SUPERVISOR	00334129	TALYAH LEWIS	10170970	HUMAN RESOURCES SUPERVISOR	5110010	TO	CLASSIFIED
1321012300	50376532	CUSTODIAN SUPERVISOR A	00334265	QUINTIN CROWE	10175920	CUSTODIAN SUPERVISOR A	5110010	TO	CLASSIFIED
1321011200	165928	MAINTENANCE REPAIR 2	00334572	CORY HOWE	10128640	MAINTENANCE REPAIRER 2	5110010	TO	CLASSIFIED
1321012200	165891	FOOD SERVICE SPEC 3	00334722	LATEISHA CALLOWAY	10160930	FOOD SERVICE SPEC 3	5110010	TO	CLASSIFIED
1321012700	50382156	PSYCH AIDE SUPERVISOR 1	00335518	SHARON DIXON	10100500	PSYCHIATRIC AIDE SUPV 1	5110010	TO	CLASSIFIED
1321012900	50625596	RN 2	00335780	PORSCHÉ HENDERSON	20112240	RN 2	5120010	NTO-WAE	CLASSIFIED
1321012900	166258	PRACT NURSE/LICENSED, 3	00335985	MARGO ALLEN	10150020	PRACTICAL NURSE-LIC 3	5110010	TO	CLASSIFIED
1321011300	165860	HUMAN RES ANALYST C	00336069	JAMAILE BURTON	10170820	HUMAN RESOURCES ANALYST C	5110010	TO	CLASSIFIED
1321012500	50539958	PHARMACY TECHNICIAN 2	00336354	HOLLY NICHOLS	10159350	PHARMACY TECHNICIAN 2	5110010	TO	CLASSIFIED
1321012300	50376529	CUSTODIAN 2	00336581	BREANNA JONES	10100270	CUSTODIAN 2	5110010	TO	CLASSIFIED

Department: 03A - VETS		STATE OF LOUISIANA										PEP – FILLED DETAIL	
Agency: 132 DVA - NORTHEAST LOUISIANA VETERANS HOME		Personnel Expenditure Planning Payroll Projection Report Detail Filled Positions by Program										Fiscal Year 2025 - 2026 Report Date: 10/30/24	
Position	Pay Scale Group	Employee Count	Employee Allocation	Employee FTE	Salary + Current Year CPG	Market Adjustment (PERF ADJ)	CPG	Work Week Adjustments	Total Requested Salaries	Medicare	Social Security	Medical	RT Benefit Plan
ID	MS-519	1	100%	100%	\$80,954	\$3,105	\$0	\$0	\$84,059	\$1,219	\$0	\$16,486	LAS5
ID	MS-511	1	100%	100%	\$50,170	\$1,925	\$0	\$0	\$52,095	\$755	\$0	\$8,368	LAS5
ID	MS-519	1	100%	50%	\$37,440	\$0	\$0	\$0	\$37,440	\$543	\$2,321	\$8,368	SSOC
ID	MS-505	1	100%	100%	\$27,248	\$0	\$0	\$0	\$27,248	\$395	\$1,689	\$0	SSOC
ID	AS-622	1	100%	100%	\$98,342	\$2,829	\$0	\$0	\$101,171	\$1,467	\$0	\$8,368	LAS5
ID	MS-511	1	100%	100%	\$60,320	\$0	\$0	\$0	\$60,320	\$875	\$3,740	\$8,368	SSOC
ID	MS-511	1	100%	100%	\$46,384	\$1,779	\$0	\$0	\$48,163	\$698	\$0	\$9,593	LAS5
ID	MS-511	1	100%	100%	\$50,170	\$1,925	\$0	\$0	\$52,095	\$755	\$0	\$9,550	LAS5
ID	MS-505	1	100%	100%	\$31,803	\$1,220	\$0	\$0	\$33,023	\$479	\$0	\$8,368	LAS5
ID	SS-412	1	100%	100%	\$50,606	\$1,941	\$0	\$0	\$52,547	\$762	\$0	\$8,368	LAS5
ID	MS-505	1	100%	100%	\$31,866	\$0	\$0	\$0	\$31,866	\$462	\$1,976	\$8,368	SSOC
ID	MS-505	1	100%	100%	\$31,866	\$1,222	\$0	\$0	\$33,088	\$480	\$0	\$0	LAS5
ID	AS-618	1	100%	100%	\$63,669	\$2,442	\$0	\$0	\$66,111	\$959	\$0	\$8,368	LAS5
ID	WS-207	1	100%	100%	\$31,949	\$1,226	\$0	\$0	\$33,175	\$481	\$0	\$0	LAS5
ID	WS-212	1	100%	100%	\$44,262	\$1,698	\$0	\$0	\$45,960	\$666	\$0	\$8,368	LAS5
ID	WS-205	1	100%	100%	\$27,560	\$1,057	\$0	\$0	\$28,617	\$415	\$0	\$0	LAS5
ID	SS-406	1	100%	100%	\$34,507	\$1,324	\$0	\$0	\$35,831	\$520	\$0	\$8,368	LAS5
ID	MS-516	1	100%	50%	\$43,410	\$0	\$0	\$0	\$43,410	\$629	\$2,691	\$9,973	SSOC
ID	MS-511	1	100%	100%	\$50,211	\$1,926	\$0	\$0	\$52,137	\$756	\$0	\$0	LAS5
ID	AS-615	1	100%	100%	\$53,248	\$2,043	\$0	\$0	\$55,291	\$802	\$0	\$8,368	LAS5
ID	MS-508	1	100%	100%	\$37,211	\$1,427	\$0	\$0	\$38,638	\$560	\$0	\$0	LAS5
ID	WS-203	1	100%	100%	\$24,274	\$931	\$0	\$0	\$25,205	\$366	\$0	\$0	LAS5

Department: 03A - VETS

Agency: 132 DVA - NORTHEAST LOUISIANA VETERANS HOME

STATE OF LOUISIANA
Personnel Expenditure Planning
Payroll Projection Report Detail
Filled Positions by Program

PEP – FILLED DETAIL

Fiscal Year 2025 - 2026

Report Date: 10/30/24

Benefit	Retirement	Life Insurance	Other Pays	Emoluments	Total Requested Benefits	Total Requested Salaries and Benefits
	\$29,202	\$74	\$7,807	\$0	\$54,788	\$138,847
	\$18,098	\$0	\$16,878	\$0	\$44,099	\$96,194
	\$0	\$62	\$1,556	\$0	\$12,850	\$50,290
	\$0	\$0	\$2,751	\$0	\$4,835	\$32,083
	\$35,147	\$93	\$0	\$0	\$45,075	\$146,246
	\$0	\$0	\$2,857	\$0	\$15,840	\$76,160
	\$16,732	\$93	\$1,920	\$0	\$29,036	\$77,199
	\$18,098	\$0	\$10,757	\$0	\$39,160	\$91,255
	\$11,472	\$0	\$13,328	\$0	\$33,647	\$66,670
	\$18,255	\$0	\$0	\$0	\$27,385	\$79,932
	\$0	\$0	\$7,677	\$0	\$18,483	\$50,349
	\$11,495	\$0	\$7,019	\$0	\$18,994	\$52,082
	\$22,967	\$50	\$0	\$0	\$32,344	\$98,455
	\$11,525	\$0	\$3,640	\$0	\$15,646	\$48,821
	\$15,967	\$62	\$2,157	\$0	\$27,220	\$73,180
	\$9,942	\$0	\$1,969	\$0	\$12,326	\$40,943
	\$12,448	\$0	\$9,680	\$0	\$31,016	\$66,847
	\$0	\$0	\$1,501	\$0	\$14,794	\$58,204
	\$18,113	\$0	\$9,964	\$0	\$28,833	\$80,970
	\$19,208	\$55	\$0	\$0	\$28,433	\$83,724
	\$13,423	\$74	\$0	\$0	\$14,057	\$52,695
	\$8,756	\$0	\$1,600	\$0	\$10,722	\$35,927

Department: 03A - VETS Agency: 132 DVA - NORTHEAST LOUISIANA VETERANS HOME	STATE OF LOUISIANA Personnel Expenditure Planning Payroll Projection Report Detail Filled Positions by Program	PEP – FILLED DETAIL Fiscal Year 2025 - 2026 Report Date: 10/30/24
---	---	---

Funds Center	Position Number	Position Description	Employee Number	Employee Description	Job Number	Job Description	Commitment Item	Position Authorization	Position Category
1321012900	166340	RN SUPERVISOR B	00336849	BEVERLY MATHIS	10172640	RN SUPERVISOR B	5110010	TO	CLASSIFIED
1321012700	189866	NURSING ASST 2	00337065	DELORES WASHINGTON	10100400	NURSING ASST 2	5110010	TO	CLASSIFIED
1321012700	50601059	NURSING ASST 2	00337292	JACQUELYN DUKES	10100400	NURSING ASST 2	5110010	TO	CLASSIFIED
1321012100	189867	NURSING ASST 2	00337421	AMANDA GOODWIN	10100400	NURSING ASST 2	5110010	TO	CLASSIFIED
1321011200	50481633	MAINTENANCE REPAIRER 2	00337516	PHILLIP BURCH	10128640	MAINTENANCE REPAIRER 2	5110010	TO	CLASSIFIED
1321012700	166277	NURSING ASST 2	00337766	TAKNIA PARKER	10100400	NURSING ASST 2	5110010	TO	CLASSIFIED
1321012300	165944	CUSTODIAN 2	00338078	GREGORY STREAM	10100270	CUSTODIAN 2	5110010	TO	CLASSIFIED
1321012200	165907	FOOD SERVICE SPEC 3	00338848	SHARON HILLARD	10160930	FOOD SERVICE SPEC 3	5110010	TO	CLASSIFIED
1321012900	50342695	PRACT NURSE/LICENSED 1	00339089	KAMYA MYERS	10150000	PRACTICAL NURSE-LIC 1	5110010	TO	CLASSIFIED
1321012700	166264	NURSING ASST 2	00339233	TIMEYSHA BYRD	10100400	NURSING ASST 2	5110010	TO	CLASSIFIED
1321012700	166270	NURSING ASST 2	00339713	ONESHIA WALKER	10100400	NURSING ASST 2	5110010	TO	CLASSIFIED
1321012900	50396359	PRACT NURSE/LICENSED 3	00342080	VANESSA COUCH	10150020	PRACTICAL NURSE-LIC 3	5110010	TO	CLASSIFIED
1321012900	50531430	RN SUPERVISOR A	00342834	SARAH RUSSELL	20172630	RN SUPERVISOR A	5120010	NTO-WAE	CLASSIFIED
1321012700	189864	NURSING ASST 2	00343923	ERICA BATTLE	10100400	NURSING ASST 2	5110010	TO	CLASSIFIED
1321012900	50526582	RN SUPERVISOR A	00343985	SHANNON BONNER	20172630	RN SUPERVISOR A	5120010	NTO-WAE	CLASSIFIED
1321012900	50412802	PRACTICAL NURSE/LIC3	00344951	LATRICIA SOUTHERN	10150020	PRACTICAL NURSE-LIC 3	5110010	TO	CLASSIFIED
1321012700	50353677	NURSING ASST 2	00345163	NICOLE RICHMOND	10100400	NURSING ASST 2	5110010	TO	CLASSIFIED
1321012700	50526586	NURSING ASST 2	00345452	PASSIONATE CALDWELL	20100400	NURSING ASST 2	5120010	NTO-WAE	CLASSIFIED
1321011100	165916	ACCOUNTANT MANAGER 1	00346272	BRANDY MAY	10159710	ACCOUNTANT MANAGER 1	5110010	TO	CLASSIFIED
1321012200	165911	FOOD SERVICE SPEC 3	00347648	SHEQUITA ROBINSON	10160930	FOOD SERVICE SPEC 3	5110010	TO	CLASSIFIED
1321012700	166279	NURSING ASST 2	00347649	DOROTHY HOLMES	10100400	NURSING ASST 2	5110010	TO	CLASSIFIED
1321012200	165902	FOOD SERVICE SPEC 5	00347669	TRACEY SIAS	10169540	FOOD SERVICE SPEC 5	5110010	TO	CLASSIFIED

Department: 03A - VETS Agency: 132 DVA - NORTHEAST LOUISIANA VETERANS HOME					STATE OF LOUISIANA Personnel Expenditure Planning Payroll Projection Report Detail Filled Positions by Program						PEP – FILLED DETAIL Fiscal Year 2025 - 2026 Report Date: 10/30/24		
Position	Pay Scale Group	Employee Count	Employee Allocation	Employee FTE	Salary + Current Year CPG	Market Adjustment (PERF ADJ)	CPG	Work Week Adjustments	Total Requested Salaries	Medicare	Social Security	Medical	RT Benefit Plan
ID	MS-520	1	100%	100%	\$87,090	\$3,341	\$0	\$0	\$90,431	\$1,311	\$0	\$8,368	LAS5
ID	MS-505	1	100%	100%	\$31,803	\$1,220	\$0	\$0	\$33,023	\$479	\$0	\$0	LAS5
ID	MS-505	1	100%	100%	\$31,866	\$1,222	\$0	\$0	\$33,088	\$480	\$0	\$0	LAS5
ID	MS-505	1	100%	100%	\$31,866	\$1,222	\$0	\$0	\$33,088	\$480	\$0	\$8,368	LAS5
ID	WS-212	1	100%	100%	\$44,262	\$1,698	\$0	\$0	\$45,960	\$666	\$0	\$9,593	LAS5
ID	MS-505	1	100%	100%	\$30,576	\$1,173	\$0	\$0	\$31,749	\$460	\$0	\$0	LAS5
ID	WS-203	1	100%	100%	\$24,274	\$931	\$0	\$0	\$25,205	\$366	\$0	\$8,368	LAS5
ID	WS-205	1	100%	100%	\$27,560	\$1,057	\$0	\$0	\$28,617	\$415	\$0	\$0	LAS5
ID	MS-509	1	100%	100%	\$40,518	\$1,554	\$0	\$0	\$42,072	\$610	\$0	\$0	LAS5
ID	MS-505	1	100%	100%	\$30,576	\$1,173	\$0	\$0	\$31,749	\$460	\$0	\$0	LAHD
ID	MS-505	1	100%	100%	\$31,803	\$1,220	\$0	\$0	\$33,023	\$479	\$0	\$0	LAS5
ID	MS-511	1	100%	100%	\$50,170	\$1,925	\$0	\$0	\$52,095	\$755	\$0	\$9,593	LAS5
ID	MS-519	1	100%	100%	\$74,880	\$0	\$0	\$0	\$74,880	\$1,086	\$4,643	\$0	SSOC
ID	MS-505	1	100%	100%	\$31,803	\$1,220	\$0	\$0	\$33,023	\$479	\$0	\$0	LAS5
ID	MS-519	1	100%	50%	\$37,440	\$0	\$0	\$0	\$37,440	\$543	\$2,321	\$0	SSOC
ID	MS-511	1	100%	100%	\$48,235	\$1,850	\$0	\$0	\$50,085	\$726	\$0	\$9,593	LAS5
ID	MS-505	1	100%	100%	\$30,576	\$1,173	\$0	\$0	\$31,749	\$460	\$0	\$8,368	LAS5
ID	MS-505	1	100%	100%	\$31,803	\$0	\$0	\$0	\$31,803	\$461	\$1,972	\$0	SSOC
ID	AS-618	1	100%	100%	\$74,235	\$2,136	\$0	\$0	\$76,371	\$1,107	\$0	\$9,593	TRSL
ID	WS-205	1	100%	100%	\$27,560	\$1,057	\$0	\$0	\$28,617	\$415	\$0	\$0	LAS5
ID	MS-505	1	100%	100%	\$31,803	\$1,220	\$0	\$0	\$33,023	\$479	\$0	\$0	LAS5
ID	WS-207	1	100%	100%	\$31,554	\$1,210	\$0	\$0	\$32,764	\$475	\$0	\$0	LAS5

Department: 03A - VETS Agency: 132 DVA - NORTHEAST LOUISIANA VETERANS HOME	STATE OF LOUISIANA Personnel Expenditure Planning Payroll Projection Report Detail Filled Positions by Program	PEP – FILLED DETAIL Fiscal Year 2025 - 2026 Report Date: 10/30/24
---	---	---

Benefit	Retirement	Life Insurance	Other Pays	Emoluments	Total Requested Benefits	Total Requested Salaries and Benefits
	\$31,416	\$0	\$11,063	\$0	\$52,158	\$142,589
	\$11,472	\$0	\$6,162	\$0	\$18,113	\$51,136
	\$11,495	\$0	\$6,734	\$0	\$18,709	\$51,797
	\$11,495	\$0	\$5,525	\$0	\$25,868	\$58,956
	\$15,967	\$7	\$3,865	\$0	\$30,098	\$76,058
	\$11,030	\$0	\$719	\$0	\$12,209	\$43,958
	\$8,756	\$0	\$2,000	\$0	\$19,490	\$44,695
	\$9,942	\$0	\$1,939	\$0	\$12,296	\$40,913
	\$14,616	\$0	\$1,206	\$0	\$16,432	\$58,504
	\$12,830	\$0	\$0	\$0	\$13,290	\$45,039
	\$11,472	\$0	\$6,751	\$0	\$18,702	\$51,725
	\$18,098	\$62	\$15,599	\$0	\$44,107	\$96,202
	\$0	\$0	\$8,969	\$0	\$14,698	\$89,578
	\$11,472	\$51	\$4,988	\$0	\$16,990	\$50,013
	\$0	\$0	\$1,752	\$0	\$4,616	\$42,056
	\$17,400	\$139	\$12,733	\$0	\$40,591	\$90,676
	\$11,030	\$0	\$1,331	\$0	\$21,189	\$52,938
	\$0	\$0	\$4,366	\$0	\$6,799	\$38,602
	\$16,427	\$135	\$0	\$0	\$27,262	\$103,633
	\$9,942	\$0	\$1,763	\$0	\$12,120	\$40,737
	\$11,472	\$0	\$5,075	\$0	\$17,026	\$50,049
	\$11,382	\$0	\$1,968	\$0	\$13,825	\$46,589

Department: 03A - VETS
 Agency: 132 DVA - NORTHEAST LOUISIANA VETERANS HOME

STATE OF LOUISIANA
Personnel Expenditure Planning
Payroll Projection Report Detail
Filled Positions by Program

PEP – FILLED DETAIL
 Fiscal Year 2025 - 2026
 Report Date: 10/30/24

Funds Center	Position Number	Position Description	Employee Number	Employee Description	Job Number	Job Description	Commitment Item	Position Authorization	Position Category
1321012700	166290	NURSING ASST 2	00348030	TERRI BLUEFORD	10100400	NURSING ASST 2	5110010	TO	CLASSIFIED
1321012900	50549303	RN SUPERVISOR A	00348355	MARSELLA WILLIAMS	10172630	RN SUPERVISOR A	5110010	TO	CLASSIFIED
1321012700	166275	NURSING ASST 2	00349697	SHANDA BRADSHAW	10100400	NURSING ASST 2	5110010	TO	CLASSIFIED
1321012700	50328753	NURSING ASST 2	00349912	TABATHA LOGAN	10100400	NURSING ASST 2	5110010	TO	CLASSIFIED
1321011000	50666758	MARKETING REP 2	00350154	JOHN BENNETT	10159230	MARKETING REP 2	5110010	TO	CLASSIFIED
1321012700	166272	NURSING ASST 2	00351019	ALEXIS CROSSLEY	10100400	NURSING ASST 2	5110010	TO	CLASSIFIED
1321012900	50456078	PRACTICAL NURSE/LIC3	00351701	TIFFANY PITTMAN	10150020	PRACTICAL NURSE-LIC 3	5110010	TO	CLASSIFIED
1321012000	166249	SOCIAL WORKER 2	00352138	ERICA DAVIES	10167670	SOCIAL WORKER 2	5110010	TO	CLASSIFIED
1321012900	50364010	PRACTICAL NURSE-LIC 3	00353420	ADRIANA MOLANO	10150020	PRACTICAL NURSE-LIC 3	5110010	TO	CLASSIFIED
1321012700	166267	NURSING ASST 2	00353888	CHANDALIER PONDER	10100400	NURSING ASST 2	5110010	TO	CLASSIFIED
1321012900	166299	PRACT NURSE/LICENSED, 3	00354407	NEOMI RANDLE	10150020	PRACTICAL NURSE-LIC 3	5110010	TO	CLASSIFIED
1321012900	50526585	PRACTICAL NURSE-LIC 3	00354774	GRACE MCLAIN	20150020	PRACTICAL NURSE-LIC 3	5120010	NTO-WAE	CLASSIFIED
1321012300	50376527	CUSTODIAN 2	00355065	LUCILLE COLEMAN	10100270	CUSTODIAN 2	5110010	TO	CLASSIFIED
1321012900	166302	PRACT NURSE/LICENSED, 3	00355498	TURKASSAL GRANT	10150020	PRACTICAL NURSE-LIC 3	5110010	TO	CLASSIFIED
1321012900	166297	PRACTICAL NURSE/LIC2	00355653	SYMPRESS COOKS	10150010	PRACTICAL NURSE-LIC 2	5110010	TO	CLASSIFIED
1321012300	50376530	CUSTODIAN 2	00355972	SHAMIEKA JAMERSON	10100270	CUSTODIAN 2	5110010	TO	CLASSIFIED
1321012700	184917	NURSING ASST 2	00356321	LACEY DOUGLAS	10100400	NURSING ASST 2	5110010	TO	CLASSIFIED
1321012300	50451130	CUSTODIAN 2	00357842	ALEXIS ELMORE	10100270	CUSTODIAN 2	5110010	TO	CLASSIFIED
1321012200	50345209	FOOD SERVICE SPEC 3	00357946	FELICIA JACKSON	10160930	FOOD SERVICE SPEC 3	5110010	TO	CLASSIFIED
1321012700	189530	NURSING ASST 2	00358356	MARCUS AMPY	10100400	NURSING ASST 2	5110010	TO	CLASSIFIED
1321011100	50557077	ACCOUNTANT 1	00359000	TERESA SMITH	10160180	ACCOUNTANT 1	5110010	TO	CLASSIFIED
1321012800	165947	ADMIN COORDINATOR 4	00359690	KAREN KELLUM	10168070	ADMIN COORDINATOR 4	5110010	TO	CLASSIFIED

Department: 03A - VETS		STATE OF LOUISIANA										PEP – FILLED DETAIL	
Agency: 132 DVA - NORTHEAST LOUISIANA VETERANS HOME		Personnel Expenditure Planning Payroll Projection Report Detail Filled Positions by Program										Fiscal Year 2025 - 2026 Report Date: 10/30/24	
Position	Pay Scale Group	Employee Count	Employee Allocation	Employee FTE	Salary + Current Year CPG	Market Adjustment (PERF ADJ)	CPG	Work Week Adjustments	Total Requested Salaries	Medicare	Social Security	Medical	RT Benefit Plan
ID	MS-505	1	100%	100%	\$31,803	\$1,220	\$0	\$0	\$33,023	\$479	\$0	\$0	LAS5
ID	MS-519	1	100%	100%	\$70,533	\$2,706	\$0	\$0	\$73,239	\$1,062	\$0	\$8,368	LAS5
ID	MS-505	1	100%	100%	\$31,803	\$1,220	\$0	\$0	\$33,023	\$479	\$0	\$0	LAS5
ID	MS-505	1	100%	100%	\$31,803	\$1,220	\$0	\$0	\$33,023	\$479	\$0	\$0	LAS5
ID	AS-616	1	100%	100%	\$60,570	\$2,323	\$0	\$0	\$62,893	\$912	\$3,899	\$0	SSOC
ID	MS-505	1	100%	100%	\$31,803	\$1,220	\$0	\$0	\$33,023	\$479	\$0	\$0	LAS5
ID	MS-511	1	100%	100%	\$46,384	\$1,779	\$0	\$0	\$48,163	\$698	\$0	\$0	LAS5
ID	SS-413	1	100%	100%	\$55,506	\$2,129	\$0	\$0	\$57,635	\$836	\$0	\$9,973	LAS5
ID	MS-511	1	100%	100%	\$48,235	\$1,850	\$0	\$0	\$50,085	\$726	\$0	\$9,593	LAS5
ID	MS-505	1	100%	100%	\$31,803	\$1,220	\$0	\$0	\$33,023	\$479	\$0	\$0	LAS5
ID	MS-511	1	100%	100%	\$48,235	\$1,850	\$0	\$0	\$50,085	\$726	\$0	\$0	LAS5
ID	MS-511	1	100%	100%	\$60,320	\$0	\$0	\$0	\$60,320	\$875	\$3,740	\$0	SSOC
ID	WS-203	1	100%	100%	\$23,150	\$888	\$0	\$0	\$24,038	\$349	\$0	\$8,368	LASE
ID	MS-511	1	100%	100%	\$46,384	\$1,779	\$0	\$0	\$48,163	\$698	\$0	\$0	LAS5
ID	MS-510	1	100%	100%	\$48,229	\$1,850	\$0	\$0	\$50,079	\$726	\$0	\$8,368	LAS5
ID	WS-203	1	100%	100%	\$23,150	\$888	\$0	\$0	\$24,038	\$349	\$0	\$8,368	LAS5
ID	MS-505	1	100%	100%	\$31,803	\$1,220	\$0	\$0	\$33,023	\$479	\$0	\$0	LAS5
ID	WS-203	1	100%	100%	\$23,150	\$888	\$0	\$0	\$24,038	\$349	\$1,490	\$0	SSOC
ID	WS-205	1	100%	100%	\$26,499	\$1,017	\$0	\$0	\$27,516	\$399	\$0	\$8,368	LAS5
ID	MS-505	1	100%	100%	\$31,803	\$1,220	\$0	\$0	\$33,023	\$479	\$0	\$0	LAS5
ID	AS-612	1	100%	100%	\$51,438	\$1,480	\$0	\$0	\$52,918	\$767	\$0	\$8,368	LAS5
ID	AS-611	1	100%	100%	\$41,101	\$1,577	\$0	\$0	\$42,678	\$619	\$0	\$0	LAS5

Department: 03A - VETS

Agency: 132 DVA - NORTHEAST LOUISIANA VETERANS HOME

STATE OF LOUISIANA
Personnel Expenditure Planning
Payroll Projection Report Detail
Filled Positions by Program

PEP – FILLED DETAIL

Fiscal Year 2025 - 2026

Report Date: 10/30/24

Benefit	Retirement	Life Insurance	Other Pays	Emoluments	Total Requested Benefits	Total Requested Salaries and Benefits
	\$11,472	\$0	\$4,034	\$0	\$15,985	\$49,008
	\$25,443	\$37	\$6,756	\$0	\$41,666	\$114,905
	\$11,472	\$0	\$5,162	\$0	\$17,113	\$50,136
	\$11,472	\$0	\$8,317	\$0	\$20,268	\$53,291
	\$0	\$0	\$571	\$0	\$5,382	\$68,275
	\$11,472	\$0	\$3,989	\$0	\$15,940	\$48,963
	\$16,732	\$0	\$2,744	\$0	\$20,174	\$68,337
	\$20,023	\$7	\$0	\$0	\$30,839	\$88,474
	\$17,400	\$74	\$14,540	\$0	\$42,333	\$92,418
	\$11,472	\$0	\$5,225	\$0	\$17,176	\$50,199
	\$17,400	\$0	\$14,213	\$0	\$32,339	\$82,424
	\$0	\$0	\$6,684	\$0	\$11,299	\$71,619
	\$8,351	\$0	\$2,012	\$0	\$19,080	\$43,118
	\$16,732	\$0	\$14,773	\$0	\$32,203	\$80,366
	\$17,397	\$62	\$13,785	\$0	\$40,338	\$90,417
	\$8,351	\$0	\$1,941	\$0	\$19,009	\$43,047
	\$11,472	\$0	\$7,387	\$0	\$19,338	\$52,361
	\$0	\$0	\$1,062	\$0	\$2,901	\$26,939
	\$9,559	\$0	\$1,647	\$0	\$19,973	\$47,489
	\$11,472	\$0	\$3,857	\$0	\$15,808	\$48,831
	\$18,384	\$271	\$0	\$0	\$27,790	\$80,708
	\$14,826	\$0	\$0	\$0	\$15,445	\$58,123

Department: 03A - VETS Agency: 132 DVA - NORTHEAST LOUISIANA VETERANS HOME	STATE OF LOUISIANA Personnel Expenditure Planning Payroll Projection Report Detail Filled Positions by Program	PEP – FILLED DETAIL Fiscal Year 2025 - 2026 Report Date: 10/30/24
---	---	---

Funds Center	Position Number	Position Description	Employee Number	Employee Description	Job Number	Job Description	Commitment Item	Position Authorization	Position Category
1321012700	50544106	NURSING ASST 2	00359948	KELLY RICKS	20100400	NURSING ASST 2	5120010	NTO-WAE	CLASSIFIED
1321012900	50319105	PRACT NURSE/LICENSED, 2	00359952	REGINA HICKS	10150010	PRACTICAL NURSE-LIC 2	5110010	TO	CLASSIFIED
1321012900	50512143	PRACTICAL NURSE-LIC 3	00360176	NANCY BROADWAY	10150020	PRACTICAL NURSE-LIC 3	5110010	TO	CLASSIFIED
1321011100	165919	ACCOUNTING TECHNICIAN	00361151	CALEB HAMM	10139340	ACCOUNTING TECHNICIAN	5110010	TO	CLASSIFIED
1321012900	166298	PRACT NURSE/LICENSED, 3	00361228	JESSICA JUNEAU	10150020	PRACTICAL NURSE-LIC 3	5110010	TO	CLASSIFIED
1321012900	166296	PRACT NURSE/LICENSED, 3	00361569	ELIZABETH FUTCH	10150020	PRACTICAL NURSE-LIC 3	5110010	TO	CLASSIFIED
1321012300	50455941	CUSTODIAN 2	00361758	PIERRE LE BAS	10100270	CUSTODIAN 2	5110010	TO	CLASSIFIED
1321011000	165913	VETERANS ASSN COUNS 1	00361878	CHRISTOPHER VILLARREAL	10157540	VETERANS ASSN COUNS 1	5110010	TO	CLASSIFIED
1321011300	50674078	HUMAN RESOURCES ANALYST A	00362010	RHONDA BLACK	10170800	HUMAN RESOURCES ANALYST A	5110010	TO	CLASSIFIED
1321012900	166336	RN SUPERVISOR B	00362013	KYLE HORTON	10172640	RN SUPERVISOR B	5110010	TO	CLASSIFIED
1321012200	165897	FOOD SERVICE SPEC 3	00362745	ASHLEY PEOPLES	10160930	FOOD SERVICE SPEC 3	5110010	TO	CLASSIFIED
1321012900	50531429	RN SUPERVISOR A	00362886	JEREMY MCLELAND	20172630	RN SUPERVISOR A	5120010	NTO-WAE	CLASSIFIED
1321012900	50672462	PRACTICAL NURSE-LIC 3	00363185	BRENDA WILLIAMS	20150020	PRACTICAL NURSE-LIC 3	5120010	NTO-WAE	CLASSIFIED
1321012700	166286	NURSING ASST 2	00363339	LAKEZIEA MILES	10100400	NURSING ASST 2	5110010	TO	CLASSIFIED
1321012200	165905	FOOD SERVICE SPEC 3	00364014	SULLITA WILLIAMS	10160930	FOOD SERVICE SPEC 3	5110010	TO	CLASSIFIED
1321012300	50366768	CUSTODIAN 2	00364133	KENDRICK THOMAS	10100270	CUSTODIAN 2	5110010	TO	CLASSIFIED
1321012900	166304	PRACTICAL NURSE-LIC 3	00364318	ANGELA PERRY	10150020	PRACTICAL NURSE-LIC 3	5110010	TO	CLASSIFIED
1321012700	50493607	NURSING ASST 2	00364320	TANYA MATHIS	10100400	NURSING ASST 2	5110010	TO	CLASSIFIED
1321012700	50601061	NURSING ASST 2	00364549	KISHA WHITTY	10100400	NURSING ASST 2	5110010	TO	CLASSIFIED
1321012200	50361514	FOOD SERVICE SPEC 3	00364558	JA'KEITHA BISHOP	10160930	FOOD SERVICE SPEC 3	5110010	TO	CLASSIFIED
1321012900	50625600	RN 2	00364710	REGINA POSTELL HICKS	20112240	RN 2	5120010	NTO-WAE	CLASSIFIED
1321012700	166271	NURSING ASST 2	00364713	LAMESHIA THOMAS	10100400	NURSING ASST 2	5110010	TO	CLASSIFIED

Department: 03A - VETS		STATE OF LOUISIANA										PEP – FILLED DETAIL	
Agency: 132 DVA - NORTHEAST LOUISIANA VETERANS HOME		Personnel Expenditure Planning Payroll Projection Report Detail Filled Positions by Program										Fiscal Year 2025 - 2026 Report Date: 10/30/24	
Position	Pay Scale Group	Employee Count	Employee Allocation	Employee FTE	Salary + Current Year CPG	Market Adjustment (PERF ADJ)	CPG	Work Week Adjustments	Total Requested Salaries	Medicare	Social Security	Medical	RT Benefit Plan
ID	MS-505	1	100%	100%	\$26,458	\$0	\$0	\$0	\$26,458	\$384	\$1,640	\$0	SSOC
ID	MS-510	1	100%	100%	\$45,074	\$1,729	\$0	\$0	\$46,803	\$679	\$0	\$8,368	LAS5
ID	MS-511	1	100%	100%	\$46,384	\$1,779	\$0	\$0	\$48,163	\$698	\$0	\$0	LAS5
ID	AS-611	1	100%	100%	\$39,520	\$1,516	\$0	\$0	\$41,036	\$595	\$0	\$3,024	LAS5
ID	MS-511	1	100%	100%	\$46,384	\$1,779	\$0	\$0	\$48,163	\$698	\$0	\$16,486	LAS5
ID	MS-511	1	100%	100%	\$46,384	\$1,779	\$0	\$0	\$48,163	\$698	\$0	\$16,486	LAS5
ID	WS-203	1	100%	100%	\$22,256	\$854	\$0	\$0	\$23,110	\$335	\$0	\$8,368	LAS5
ID	SS-410	1	100%	100%	\$36,528	\$1,401	\$0	\$0	\$37,929	\$550	\$0	\$0	LAS5
ID	AS-612	1	100%	100%	\$44,554	\$1,709	\$0	\$0	\$46,263	\$671	\$0	\$8,368	LAS5
ID	MS-520	1	100%	100%	\$75,899	\$2,911	\$0	\$0	\$78,810	\$1,143	\$0	\$16,486	LAS5
ID	WS-205	1	100%	100%	\$25,480	\$977	\$0	\$0	\$26,457	\$384	\$0	\$0	LAS5
ID	MS-519	1	100%	100%	\$74,880	\$0	\$0	\$0	\$74,880	\$1,086	\$4,643	\$0	SSOC
ID	MS-511	1	100%	100%	\$60,320	\$0	\$0	\$0	\$60,320	\$875	\$3,740	\$0	SSOC
ID	MS-505	1	100%	100%	\$30,576	\$1,173	\$0	\$0	\$31,749	\$460	\$0	\$0	LAS5
ID	WS-205	1	100%	100%	\$25,480	\$977	\$0	\$0	\$26,457	\$384	\$0	\$0	LAS5
ID	WS-203	1	100%	100%	\$22,256	\$854	\$0	\$0	\$23,110	\$335	\$0	\$0	LAS5
ID	MS-511	1	100%	100%	\$46,384	\$1,779	\$0	\$0	\$48,163	\$698	\$0	\$14,638	LAS5
ID	MS-505	1	100%	100%	\$30,576	\$1,173	\$0	\$0	\$31,749	\$460	\$0	\$8,368	LAS5
ID	MS-505	1	100%	100%	\$30,576	\$1,173	\$0	\$0	\$31,749	\$460	\$0	\$0	LAS5
ID	WS-205	1	100%	100%	\$25,480	\$977	\$0	\$0	\$26,457	\$384	\$0	\$0	LAS5
ID	MS-516	1	100%	100%	\$83,200	\$0	\$0	\$0	\$83,200	\$1,206	\$5,158	\$0	SSOC
ID	MS-505	1	100%	100%	\$30,576	\$1,173	\$0	\$0	\$31,749	\$460	\$0	\$0	LAS5

Department: 03A - VETS

Agency: 132 DVA - NORTHEAST LOUISIANA VETERANS HOME

STATE OF LOUISIANA
Personnel Expenditure Planning
Payroll Projection Report Detail
Filled Positions by Program

PEP – FILLED DETAIL

Fiscal Year 2025 - 2026

Report Date: 10/30/24

Benefit	Retirement	Life Insurance	Other Pays	Emoluments	Total Requested Benefits	Total Requested Salaries and Benefits
	\$0	\$0	\$1,351	\$0	\$3,375	\$29,833
	\$16,259	\$90	\$8,672	\$0	\$34,068	\$80,871
	\$16,732	\$0	\$8,448	\$0	\$25,878	\$74,041
	\$14,256	\$20	\$0	\$0	\$17,895	\$58,931
	\$16,732	\$24	\$6,762	\$0	\$40,702	\$88,865
	\$16,732	\$36	\$5,924	\$0	\$39,876	\$88,039
	\$8,028	\$0	\$612	\$0	\$17,343	\$40,453
	\$13,176	\$0	\$0	\$0	\$13,726	\$51,655
	\$16,072	\$0	\$0	\$0	\$25,111	\$71,374
	\$27,379	\$21	\$3,280	\$0	\$48,309	\$127,119
	\$9,191	\$0	\$326	\$0	\$9,901	\$36,358
	\$0	\$0	\$444	\$0	\$6,173	\$81,053
	\$0	\$0	\$1,233	\$0	\$5,848	\$66,168
	\$11,030	\$0	\$1,218	\$0	\$12,708	\$44,457
	\$9,191	\$0	\$8	\$0	\$9,583	\$36,040
	\$8,028	\$0	\$0	\$0	\$8,363	\$31,473
	\$16,732	\$0	\$0	\$0	\$32,068	\$80,231
	\$11,030	\$0	\$0	\$0	\$19,858	\$51,607
	\$11,030	\$0	\$0	\$0	\$11,490	\$43,239
	\$9,191	\$0	\$0	\$0	\$9,575	\$36,032
	\$0	\$0	\$0	\$0	\$6,364	\$89,564
	\$11,030	\$0	\$0	\$0	\$11,490	\$43,239

Department: 03A - VETS Agency: 132 DVA - NORTHEAST LOUISIANA VETERANS HOME	STATE OF LOUISIANA Personnel Expenditure Planning Payroll Projection Report Detail Filled Positions by Program	PEP – FILLED DETAIL Fiscal Year 2025 - 2026 Report Date: 10/30/24
---	---	---

Funds Center	Position Number	Position Description	Employee Number	Employee Description	Job Number	Job Description	Commitment Item	Position Authorization	Positi Categori
1321012900	50321982	RN/SUPV A	00365396	CATHERINE MILLER	10172630	RN SUPERVISOR A	5110010	TO	CLASSIFIE
1321012900	50665751	PRACTICAL NURSE-LIC 1	00365425	CAYLI CHRISTMAS	20150000	PRACTICAL NURSE-LIC 1	5120010	NTO-WAE	CLASSIFIE
1321012700	50526587	NURSING ASST 2	00365609	KASEY JONES	20100400	NURSING ASST 2	5120010	NTO-WAE	CLASSIFIE
1321012700	166284	NURSING ASST 2	00365611	BRENDA COOK	10100400	NURSING ASST 2	5110010	TO	CLASSIFIE
1321011100	165918	ACCOUNTING TECHNICIAN	00365614	JOHNNY WELLS III	10139340	ACCOUNTING TECHNICIAN	5110010	TO	CLASSIFIE
1321012700	166273	NURSING ASST 1	00365756	KACEY MARKCOM	10100360	NURSING ASST 1	5110010	TO	CLASSIFIE

Department: 03A - VETS		STATE OF LOUISIANA										PEP – FILLED DETAIL	
Agency: 132 DVA - NORTHEAST LOUISIANA VETERANS HOME		Personnel Expenditure Planning Payroll Projection Report Detail Filled Positions by Program										Fiscal Year 2025 - 2026 Report Date: 10/30/24	
Position	Pay Scale Group	Employee Count	Employee Allocation	Employee FTE	Salary + Current Year CPG	Market Adjustment (PERF ADJ)	CPG	Work Week Adjustments	Total Requested Salaries	Medicare	Social Security	Medical	RT Benefit Plan
ID	MS-519	1	100%	100%	\$70,533	\$2,706	\$0	\$0	\$73,239	\$1,062	\$0	\$9,146	TRSL
ID	MS-509	1	100%	100%	\$47,840	\$0	\$0	\$0	\$47,840	\$694	\$2,966	\$0	SSOC
ID	MS-505	1	100%	100%	\$30,576	\$0	\$0	\$0	\$30,576	\$443	\$1,896	\$0	SSOC
ID	MS-505	1	100%	100%	\$30,576	\$1,173	\$0	\$0	\$31,749	\$460	\$0	\$0	LAS5
ID	AS-611	1	49%	100%	\$39,520	\$1,516	\$0	\$0	\$41,036	\$595	\$0	\$0	LAS5
ID	MS-504	1	100%	100%	\$28,579	\$1,096	\$0	\$0	\$29,675	\$430	\$0	\$0	LAS5
1321 Total:		159			\$6,865,008	\$220,976	\$0	\$0	\$7,085,984	\$102,745	\$64,616	\$819,685	

Department: 03A - VETS

Agency: 132 DVA - NORTHEAST LOUISIANA VETERANS HOME

STATE OF LOUISIANA
Personnel Expenditure Planning
Payroll Projection Report Detail
Filled Positions by Program

PEP – FILLED DETAIL
 Fiscal Year 2025 - 2026
 Report Date: 10/30/24

Benefit	Retirement	Life Insurance	Other Pays	Emoluments	Total Requested Benefits	Total Requested Salaries and Benefits
	\$15,754	\$0	\$0	\$0	\$25,962	\$99,201
	\$0	\$0	\$0	\$0	\$3,660	\$51,500
	\$0	\$0	\$0	\$0	\$2,339	\$32,915
	\$11,030	\$0	\$0	\$0	\$11,490	\$43,239
	\$14,256	\$0	\$0	\$0	\$14,851	\$55,887
	\$10,309	\$0	\$0	\$0	\$10,739	\$40,414
	\$2,064,300	\$4,852	\$635,881	\$0	\$3,692,079	\$10,778,063

Department: 03A - VETS Agency: 132 DVA - NORTHEAST LOUISIANA VETERANS HOME	STATE OF LOUISIANA Personnel Expenditure Planning Payroll Projection Report Detail Vacant Positions by Program	PEP – VACANT DETAIL Fiscal Year 2025 - 2026 Report Date: 10/30/24
---	---	---

1321 - Northeast Louisiana Veterans Home

Funds Center	Position Number	Position Description	Employee Number	Job Number	Job Description	Commitment Item	Position Authorization	Position Categorization	Pay Scale Group
1321011000	50649486	ADMIN COORDINATOR 2	Vacant	10168050	ADMIN COORDINATOR 2	5110010	TO	CLASSIFIED	AS-607
1321011200	165926	MAINTENANCE FOREMAN	Vacant	10129230	MAINTENANCE FOREMAN	5110010	TO	CLASSIFIED	WS-215
1321011300	165859	HUMAN RESOURCES SPECIALIST	Vacant	10170960	HUMAN RESOURCES SPECIALIST	5110010	TO	CLASSIFIED	AS-617
1321012100	166245	THERAPEUTIC REC SPEC2	Vacant	10153270	THERAPEUTIC REC SPEC 2	5110010	TO	CLASSIFIED	SS-410
1321012200	165890	REGIST DIET/NUTR SVCS DIR	Vacant	10123290	REG DIETITIAN-NUTR SVC DR	5110010	TO	CLASSIFIED	MS-517
1321012200	165894	FOOD SERVICE SPEC 3	Vacant	10160930	FOOD SERVICE SPEC 3	5110010	TO	CLASSIFIED	WS-205
1321012700	166268	NURSING ASST 2	Vacant	10100400	NURSING ASST 2	5110010	TO	CLASSIFIED	MS-505
1321012700	166269	NURSING ASST 2	Vacant	10100400	NURSING ASST 2	5110010	TO	CLASSIFIED	MS-505
1321012700	166274	NURSING ASST 2	Vacant	10100400	NURSING ASST 2	5110010	TO	CLASSIFIED	MS-505
1321012700	166278	NURSING ASST 2	Vacant	10100400	NURSING ASST 2	5110010	TO	CLASSIFIED	MS-505
1321012700	166285	PSYCHIATRIC AIDE SUPV 2	Vacant	10100480	PSYCHIATRIC AIDE SUPV 2	5110010	TO	CLASSIFIED	SS-408
1321012700	166344	PSYCH AIDE SUPERVISOR 2	Vacant	10100480	PSYCHIATRIC AIDE SUPV 2	5110010	TO	CLASSIFIED	SS-408
1321012700	189528	NURSING ASST 2	Vacant	10100400	NURSING ASST 2	5110010	TO	CLASSIFIED	MS-505
1321012700	50385878	NURSING ASST 2	Vacant	10100400	NURSING ASST 2	5110010	TO	CLASSIFIED	MS-505
1321012700	50408382	PSYCH AIDE SUPERVISOR 1	Vacant	10100500	PSYCHIATRIC AIDE SUPV 1	5110010	TO	CLASSIFIED	SS-406
1321012900	166256	PRACT NURSE/LICENSED, 3	Vacant	10150020	PRACTICAL NURSE-LIC 3	5110010	TO	CLASSIFIED	MS-511
1321012900	166300	PRACT NURSE/LICENSED, 1	Vacant	10150000	PRACTICAL NURSE-LIC 1	5110010	TO	CLASSIFIED	MS-509
1321012900	189763	RN/SUPV A	Vacant	10172630	RN SUPERVISOR A	5110010	TO	CLASSIFIED	MS-519
1321012900	50370586	PR NURSE LIC 3	Vacant	10150020	PRACTICAL NURSE-LIC 3	5110010	TO	CLASSIFIED	MS-511
1321012900	50668963	RN 1	Vacant	10112220	RN 1	5110010	TO	CLASSIFIED	MS-515
1321 Total:									

Department: 03A - VETS

Agency: 132 DVA - NORTHEAST LOUISIANA VETERANS HOME

STATE OF LOUISIANA
Personnel Expenditure Planning
Payroll Projection Report Detail
Vacant Positions by Program

PEP – VACANT DETAIL

Fiscal Year 2025 - 2026

Report Date: 10/30/24

Employee Count	Employee Allocation	Salary	Total Requested Salaries	Medicare	Life Insurance	Medical	RT Benefit Plan	Retirement	Total Requested Benefits	Total Salaries and Benefits
1	100%	\$33,342	\$33,342	\$483	\$300	\$14,638	LAS5	\$11,583	\$27,004	\$60,346
1	100%	\$70,169	\$70,169	\$1,017	\$300	\$14,638	LAS5	\$24,377	\$40,332	\$110,501
1	100%	\$69,368	\$69,368	\$1,006	\$300	\$14,638	LAS5	\$24,098	\$40,042	\$109,410
1	100%	\$46,758	\$46,758	\$678	\$300	\$14,638	LAS5	\$16,244	\$31,860	\$78,618
1	100%	\$80,351	\$80,351	\$1,165	\$300	\$14,638	LAS5	\$27,914	\$44,017	\$124,368
1	100%	\$35,672	\$35,672	\$517	\$300	\$14,638	LAS5	\$12,393	\$27,848	\$63,520
1	100%	\$35,672	\$35,672	\$517	\$300	\$14,638	LAS5	\$12,393	\$27,848	\$63,520
1	100%	\$35,672	\$35,672	\$517	\$300	\$14,638	LAS5	\$12,393	\$27,848	\$63,520
1	100%	\$35,672	\$35,672	\$517	\$300	\$14,638	LAS5	\$12,393	\$27,848	\$63,520
1	100%	\$35,672	\$35,672	\$517	\$300	\$14,638	LAS5	\$12,393	\$27,848	\$63,520
1	100%	\$40,841	\$40,841	\$592	\$300	\$14,638	LAS5	\$14,188	\$29,718	\$70,559
1	100%	\$40,841	\$40,841	\$592	\$300	\$14,638	LAS5	\$14,188	\$29,718	\$70,559
1	100%	\$35,672	\$35,672	\$517	\$300	\$14,638	LAS5	\$12,393	\$27,848	\$63,520
1	100%	\$35,672	\$35,672	\$517	\$300	\$14,638	LAS5	\$12,393	\$27,848	\$63,520
1	100%	\$35,672	\$35,672	\$517	\$300	\$14,638	LAS5	\$12,393	\$27,848	\$63,520
1	100%	\$53,518	\$53,518	\$776	\$300	\$14,638	LAS5	\$18,592	\$34,306	\$87,824
1	100%	\$46,758	\$46,758	\$678	\$300	\$14,638	LAS5	\$16,244	\$31,860	\$78,618
1	100%	\$91,998	\$91,998	\$1,334	\$300	\$14,638	LAS5	\$31,960	\$48,232	\$140,230
1	100%	\$53,518	\$53,518	\$776	\$300	\$14,638	LAS5	\$18,592	\$34,306	\$87,824
1	100%	\$70,169	\$70,169	\$1,017	\$300	\$14,638	LAS5	\$24,377	\$40,332	\$110,501
20		\$983,007	\$983,007	\$14,250	\$6,000	\$292,760		\$341,501	\$654,511	\$1,637,518

Department: 03A - VETS

Agency: 132 DVA - NORTHEAST LOUISIANA VETERANS HOME

STATE OF LOUISIANA
Personnel Expenditure Planning
Payroll Projection Report Detail
Vacant Positions by Program

PEP – VACANT DETAIL

Fiscal Year 2025 - 2026

Report Date: 10/30/24

Department: 03A - VETS

Agency: 132 DVA - NORTHEAST LOUISIANA VETERANS HOME

STATE OF LOUISIANA
Personnel Expenditure Planning
Payroll Projection Report Detail
Vacant Positions by Program

PEP – VACANT DETAIL

Fiscal Year 2025 - 2026

Report Date: 10/30/24

Department: 03A - VETS

Agency: 132 DVA - NORTHEAST LOUISIANA VETERANS HOME

STATE OF LOUISIANA
Personnel Expenditure Planning
Payroll Projection Report Detail
Filled Positions by Program and Authorization

PEP – FILLED AUTH

Fiscal Year 2025 - 2026

Report Date: 10/30/24

1321 - Northeast Louisiana Veterans Home

Funds Center	Position Number	Position Description	Employee Number	Employee Description	Job Number	Job Description	Commitment Item	Position Authorization
1321012200	50321202	FOOD SERVICE SPEC 7	00001767	RAQUEL REEVES	10169560	FOOD SERVICE SPEC 7	5110010	TO
1321012700	166276	NURSING ASST 2	00007475	VERUSKA ROBINSON	10100400	NURSING ASST 2	5110010	TO
1321012700	50574302	NURSING ASST 2	00007767	DEMITRI REYNOLDS	10100400	NURSING ASST 2	5110010	TO
1321012700	184920	NURSING ASST 2	00008082	CLARA GREEN	10100400	NURSING ASST 2	5110010	TO
1321011000	165914	ADMIN COORDINATOR 3	00015133	SHARON LAWSON	10168060	ADMIN COORDINATOR 3	5110010	TO
1321012900	166303	PRACT NURSE/LICENSED, 3	00020503	WILLIE GREEN	10150020	PRACTICAL NURSE-LIC 3	5110010	TO
1321012700	50601060	NURSING ASST 2	00020775	SHELINE MASSEY	10100400	NURSING ASST 2	5110010	TO
1321012800	50625259	ADMIN COORDINATOR 3	00088339	KATHY ROSS	10168060	ADMIN COORDINATOR 3	5110010	TO
1321012700	166280	NURSING ASST 2	00088367	ROSALYN BANKS	10100400	NURSING ASST 2	5110010	TO
1321012700	181884	PSYCHIATRIC AIDE SUPV 1	00099443	ELIZABETH WHITE CARR	10100500	PSYCHIATRIC AIDE SUPV 1	5110010	TO
1321012800	189865	ADMIN COORDINATOR 4	00099447	RACHEL PATRICK	10168070	ADMIN COORDINATOR 4	5110010	TO
1321012700	166287	NURSING ASST 2	00122502	ELEANOR WILLIAMS	10100400	NURSING ASST 2	5110010	TO
1321012200	165898	FOOD SERVICE SPEC 3	00127356	VICKIE JOHNSON	10160930	FOOD SERVICE SPEC 3	5110010	TO
1321012000	50390081	SOCIAL WORKER 5-B	00131792	LISA HOWE	10167700	SOCIAL WORKER 5-B	5110010	TO
1321012700	189871	NURSING ASST 2	00160006	ROLANDA ROBINSON	10100400	NURSING ASST 2	5110010	TO
1321012500	50539957	PHARMACIST 5-A	00168783	KAREN CHAPMAN	10171220	PHARMACIST 5-A	5110010	TO
1321012700	184914	NURSING ASST 2	00174344	BRENDA WHEELER	10100400	NURSING ASST 2	5110010	TO
1321011100	165918	ACCOUNTING TECHNICIAN	00195808	CHARLES CLAMPIT	10139340	ACCOUNTING TECHNICIAN	5110010	TO
1321012900	166295	PRACT NURSE/LICENSED, 3	00196831	KIMBERLY BRYAN	10150020	PRACTICAL NURSE-LIC 3	5110010	TO
1321012700	166341	PSYCH AIDE SUPERVISOR 1	00202513	CAROLINA ROBB	10100500	PSYCHIATRIC AIDE SUPV 1	5110010	TO
1321012700	184918	NURSING ASST 2	00202793	TERRIE WILSON	10100400	NURSING ASST 2	5110010	TO

Department: 03A - VETS

Agency: 132 DVA - NORTHEAST LOUISIANA VETERANS HOME

STATE OF LOUISIANA
Personnel Expenditure Planning
Payroll Projection Report Detail
Filled Positions by Program and Authorization

PEP – FILLED AUTH

Fiscal Year 2025 - 2026

Report Date: 10/30/24

Position Categorization	Pay Scale Group	Employee Count	Employee Allocation	Employee FTE	Salary + Current Year CPG	Market Adjustment (PERF ADJ)	CPG	Work Week Adjustments	Total Requested Salaries	Medicare	Social Security	Medical	RT
CLASSIFIED	WS-211	1	100%	100%	\$43,243	\$1,659	\$0	\$0	\$44,902	\$651	\$0	\$8,368	LASE
CLASSIFIED	MS-505	1	100%	100%	\$30,576	\$1,173	\$0	\$0	\$31,749	\$460	\$0	\$0	LASE
CLASSIFIED	MS-505	1	100%	100%	\$31,866	\$1,222	\$0	\$0	\$33,088	\$480	\$0	\$8,368	LASE
CLASSIFIED	MS-505	1	100%	100%	\$36,754	\$1,057	\$0	\$0	\$37,811	\$548	\$0	\$8,368	LASE
CLASSIFIED	AS-609	1	100%	100%	\$39,707	\$1,142	\$0	\$0	\$40,849	\$592	\$0	\$8,368	LASE
CLASSIFIED	MS-511	1	100%	100%	\$48,235	\$1,850	\$0	\$0	\$50,085	\$726	\$0	\$8,368	LASE
CLASSIFIED	MS-505	1	100%	100%	\$30,576	\$1,173	\$0	\$0	\$31,749	\$460	\$0	\$8,368	LASE
CLASSIFIED	AS-609	1	100%	100%	\$35,152	\$1,348	\$0	\$0	\$36,500	\$529	\$0	\$0	LASE
CLASSIFIED	MS-505	1	100%	100%	\$30,576	\$1,173	\$0	\$0	\$31,749	\$460	\$0	\$8,368	LASE
CLASSIFIED	SS-406	1	100%	100%	\$35,214	\$1,351	\$0	\$0	\$36,565	\$530	\$0	\$8,368	LASE
CLASSIFIED	AS-611	1	100%	100%	\$39,520	\$1,516	\$0	\$0	\$41,036	\$595	\$0	\$8,368	LASE
CLASSIFIED	MS-505	1	100%	100%	\$33,155	\$1,272	\$0	\$0	\$34,427	\$499	\$0	\$15,891	LASE
CLASSIFIED	WS-205	1	100%	100%	\$28,330	\$1,087	\$0	\$0	\$29,417	\$426	\$0	\$8,368	LASE
CLASSIFIED	SS-416	1	100%	100%	\$74,693	\$2,149	\$0	\$0	\$76,842	\$1,114	\$0	\$8,368	LASE
CLASSIFIED	MS-505	1	100%	100%	\$30,576	\$1,173	\$0	\$0	\$31,749	\$460	\$0	\$0	LASE
CLASSIFIED	MS-527	1	100%	100%	\$142,438	\$5,464	\$0	\$0	\$147,902	\$2,145	\$0	\$8,368	LASE
CLASSIFIED	MS-505	1	100%	100%	\$31,803	\$1,220	\$0	\$0	\$33,023	\$479	\$0	\$8,368	LASE
CLASSIFIED	AS-611	1	51%	100%	\$40,560	\$1,556	\$0	\$0	\$42,116	\$611	\$0	\$0	LASE
CLASSIFIED	MS-511	1	100%	100%	\$49,587	\$1,902	\$0	\$0	\$51,489	\$747	\$0	\$14,638	LASE
CLASSIFIED	SS-406	1	100%	100%	\$34,507	\$1,324	\$0	\$0	\$35,831	\$520	\$0	\$8,368	LASE
CLASSIFIED	MS-505	1	100%	100%	\$31,866	\$1,222	\$0	\$0	\$33,088	\$480	\$0	\$8,368	LASE

Department: 03A - VETS

Agency: 132 DVA - NORTHEAST LOUISIANA VETERANS HOME

STATE OF LOUISIANA
Personnel Expenditure Planning
Payroll Projection Report Detail
Filled Positions by Program and Authorization

PEP – FILLED AUTH

Fiscal Year 2025 - 2026

Report Date: 10/30/24

Benefit Plan	Retirement	Life Insurance	Other Pays	Emoluments	Total Requested Benefits	Total Requested Salaries and Benefits
	\$15,599	\$0	\$1,855	\$0	\$26,473	\$71,375
	\$11,030	\$0	\$0	\$0	\$11,490	\$43,239
	\$11,495	\$0	\$5,960	\$0	\$26,303	\$59,391
	\$13,136	\$0	\$5,540	\$0	\$27,592	\$65,403
	\$14,191	\$364	\$0	\$0	\$23,515	\$64,364
	\$17,400	\$280	\$13,679	\$0	\$40,453	\$90,538
	\$11,030	\$0	\$440	\$0	\$20,298	\$52,047
	\$12,680	\$301	\$0	\$0	\$13,510	\$50,010
	\$11,030	\$0	\$3,677	\$0	\$23,535	\$55,284
	\$12,703	\$0	\$7,410	\$0	\$29,011	\$65,576
	\$14,256	\$37	\$0	\$0	\$23,256	\$64,292
	\$11,960	\$0	\$5,946	\$0	\$34,296	\$68,723
	\$10,219	\$175	\$1,823	\$0	\$21,011	\$50,428
	\$26,695	\$319	\$0	\$0	\$36,496	\$113,338
	\$11,030	\$0	\$1,045	\$0	\$12,535	\$44,284
	\$51,381	\$0	\$0	\$0	\$61,894	\$209,796
	\$11,472	\$0	\$6,312	\$0	\$26,631	\$59,654
	\$14,631	\$74	\$0	\$0	\$15,316	\$57,432
	\$17,887	\$0	\$12,708	\$0	\$45,980	\$97,469
	\$12,448	\$0	\$6,115	\$0	\$27,451	\$63,282
	\$11,495	\$0	\$8,167	\$0	\$28,510	\$61,598

Department: 03A - VETS Agency: 132 DVA - NORTHEAST LOUISIANA VETERANS HOME	STATE OF LOUISIANA Personnel Expenditure Planning Payroll Projection Report Detail Filled Positions by Program and Authorization	PEP – FILLED AUTH Fiscal Year 2025 - 2026 Report Date: 10/30/24
---	---	---

Funds Center	Position Number	Position Description	Employee Number	Employee Description	Job Number	Job Description	Commitment Item	Position Authorization
1321012600	50675056	RN-PROGRAM COORDINATOR	00207296	WILLIE WILLIAMS	10146740	RN-PROGRAM COORDINATOR	5110010	TO
1321012700	166282	NURSING ASST 2	00209518	SHARI CALAHAN	10100400	NURSING ASST 2	5110010	TO
1321012700	166263	NURSING ASST 2	00213551	MARILYN COLEMAN	10100400	NURSING ASST 2	5110010	TO
1321011100	165917	ACCOUNTING TECHNICIAN	00215335	CHEREIS WILSON	10139340	ACCOUNTING TECHNICIAN	5110010	TO
1321012700	184916	NURSING ASST 2	00219386	COURTNEY MAJOR	10100400	NURSING ASST 2	5110010	TO
1321012300	165936	CUSTODIAN 2	00236410	ANDY FLEMMING	10100270	CUSTODIAN 2	5110010	TO
1321012900	166294	PRACT NURSE/LICENSED, 3	00256156	PHYLLIS KING	10150020	PRACTICAL NURSE-LIC 3	5110010	TO
1321012700	166283	NURSING ASST 2	00256287	BRIDGET ABAIR	10100400	NURSING ASST 2	5110010	TO
1321012000	166348	SOC WORKER	00258045	BRITTANY PRITCHARD	10167680	SOCIAL WORKER 3	5110010	TO
1321012300	50368518	CUSTODIAN 2	00264915	LANILA MADISON	10100270	CUSTODIAN 2	5110010	TO
1321012600	166252	RN/DIRECTOR OF NURSING A	00268772	AUDREY RAYFORD	10172570	RN DIRECTOR OF NURSING A	5110010	TO
1321012600	166253	RN ASSISTANT DIRECTOR OF NURSIN	00270444	NATALIE MITCHELL	10172540	RN ASSISTANT DIRECTOR OF NURSIN	5110010	TO
1321012200	165910	FOOD SERVICE SPEC 3	00276276	SHERVONDALYN BROOKS	10160930	FOOD SERVICE SPEC 3	5110010	TO
1321011200	165924	FAC MAINT MANAGER A	00277661	BRIAN WATT	10172240	FACILITY MAINTENANCE MGR A	5110010	TO
1321012200	165903	FOOD SERVICE SPEC 5	00278757	HENRY MYLES	10169540	FOOD SERVICE SPEC 5	5110010	TO
1321012700	166281	NURSING ASST 2	00286120	ROSE PRICE	10100400	NURSING ASST 2	5110010	TO
1321012700	50328755	NURSING ASST 2	00287315	BONNIE HUNTER	10100400	NURSING ASST 2	5110010	TO
1321011200	165929	MAINTENANCE REPAIRER 2	00287347	LESTER WATTS	10128640	MAINTENANCE REPAIRER 2	5110010	TO
1321012700	50549302	NURSING ASST 2	00290102	LATOYA MCFARLAND	10100400	NURSING ASST 2	5110010	TO
1321012200	165895	FOOD SERVICE SPEC 3	00292278	DIANNE HANNIBAL	10160930	FOOD SERVICE SPEC 3	5110010	TO
1321012200	165899	ADMIN COORDINATOR 3	00292975	CODY GAHAGAN	10168060	ADMIN COORDINATOR 3	5110010	TO
1321012900	50409588	PRACT NURSE/LICENSED, 3	00297479	DEBORAH HARRIS	10150020	PRACTICAL NURSE-LIC 3	5110010	TO

Department: 03A - VETS Agency: 132 DVA - NORTHEAST LOUISIANA VETERANS HOME	STATE OF LOUISIANA Personnel Expenditure Planning Payroll Projection Report Detail Filled Positions by Program and Authorization	PEP – FILLED AUTH Fiscal Year 2025 - 2026 Report Date: 10/30/24
---	---	---

Position Categorization	Pay Scale Group	Employee Count	Employee Allocation	Employee FTE	Salary + Current Year CPG	Market Adjustment (PERF ADJ)	CPG	Work Week Adjustments	Total Requested Salaries	Medicare	Social Security	Medical	RT
CLASSIFIED	MS-519	1	100%	100%	\$87,360	\$3,351	\$0	\$0	\$90,711	\$1,315	\$0	\$8,368	TRSI
CLASSIFIED	MS-505	1	100%	100%	\$30,576	\$1,173	\$0	\$0	\$31,749	\$460	\$0	\$0	LAS1
CLASSIFIED	MS-505	1	100%	100%	\$31,866	\$1,222	\$0	\$0	\$33,088	\$480	\$0	\$8,368	LAS6
CLASSIFIED	AS-611	1	100%	100%	\$40,560	\$1,556	\$0	\$0	\$42,116	\$611	\$0	\$9,593	ORP
CLASSIFIED	MS-505	1	100%	100%	\$31,866	\$1,222	\$0	\$0	\$33,088	\$480	\$0	\$0	LAS5
CLASSIFIED	WS-203	1	100%	100%	\$24,939	\$957	\$0	\$0	\$25,896	\$375	\$0	\$8,368	LAS6
CLASSIFIED	MS-511	1	100%	100%	\$50,211	\$1,926	\$0	\$0	\$52,137	\$756	\$0	\$8,368	LAS1
CLASSIFIED	MS-505	1	100%	100%	\$30,576	\$1,173	\$0	\$0	\$31,749	\$460	\$0	\$0	LAS5
CLASSIFIED	SS-414	1	100%	100%	\$63,294	\$1,821	\$0	\$0	\$65,115	\$944	\$0	\$9,593	LAS1
CLASSIFIED	WS-203	1	100%	100%	\$24,939	\$957	\$0	\$0	\$25,896	\$375	\$0	\$0	LAS1
CLASSIFIED	MS-524	1	100%	100%	\$111,883	\$4,292	\$0	\$0	\$116,175	\$1,685	\$0	\$9,593	LAS5
CLASSIFIED	MS-522	1	100%	100%	\$94,557	\$3,627	\$0	\$0	\$98,184	\$1,424	\$0	\$16,486	LAS1
CLASSIFIED	WS-205	1	100%	100%	\$26,499	\$1,017	\$0	\$0	\$27,516	\$399	\$0	\$0	LAS1
CLASSIFIED	WS-219	1	100%	100%	\$82,035	\$3,147	\$0	\$0	\$85,182	\$1,235	\$0	\$9,593	LAS1
CLASSIFIED	WS-207	1	100%	100%	\$32,594	\$1,250	\$0	\$0	\$33,844	\$491	\$0	\$8,368	LAS1
CLASSIFIED	MS-505	1	100%	100%	\$31,866	\$1,222	\$0	\$0	\$33,088	\$480	\$0	\$8,368	LAS1
CLASSIFIED	MS-505	1	100%	100%	\$31,803	\$1,220	\$0	\$0	\$33,023	\$479	\$0	\$0	LAS5
CLASSIFIED	WS-212	1	100%	100%	\$44,262	\$1,698	\$0	\$0	\$45,960	\$666	\$0	\$14,638	LAS1
CLASSIFIED	MS-505	1	100%	100%	\$31,866	\$1,222	\$0	\$0	\$33,088	\$480	\$0	\$8,368	LAS1
CLASSIFIED	WS-205	1	100%	100%	\$27,560	\$1,057	\$0	\$0	\$28,617	\$415	\$0	\$8,368	LAS5
CLASSIFIED	AS-609	1	100%	100%	\$42,578	\$1,225	\$0	\$0	\$43,803	\$635	\$0	\$8,368	LAS5
CLASSIFIED	MS-511	1	100%	100%	\$51,563	\$1,978	\$0	\$0	\$53,541	\$776	\$0	\$8,368	LAS5

Department: 03A - VETS

Agency: 132 DVA - NORTHEAST LOUISIANA VETERANS HOME

STATE OF LOUISIANA
Personnel Expenditure Planning
Payroll Projection Report Detail
Filled Positions by Program and Authorization

PEP – FILLED AUTH
 Fiscal Year 2025 - 2026
 Report Date: 10/30/24

Benefit Plan	Retirement	Life Insurance	Other Pays	Emoluments	Total Requested Benefits	Total Requested Salaries and Benefits
	\$19,512	\$88	\$1,215	\$0	\$30,498	\$121,209
	\$11,030	\$0	\$3,902	\$0	\$15,392	\$47,141
	\$11,495	\$190	\$5,794	\$0	\$26,327	\$59,415
	\$9,308	\$28	\$0	\$0	\$19,540	\$61,656
	\$11,495	\$0	\$5,465	\$0	\$17,440	\$50,528
	\$8,996	\$0	\$1,848	\$0	\$19,587	\$45,483
	\$18,113	\$0	\$13,187	\$0	\$40,424	\$92,561
	\$11,030	\$0	\$443	\$0	\$11,933	\$43,682
	\$22,621	\$0	\$0	\$0	\$33,158	\$98,273
	\$8,996	\$0	\$1,440	\$0	\$10,811	\$36,707
	\$40,359	\$214	\$9,943	\$0	\$61,794	\$177,969
	\$34,109	\$0	\$6,962	\$0	\$58,981	\$157,165
	\$9,559	\$8	\$974	\$0	\$10,940	\$38,456
	\$29,592	\$135	\$319	\$0	\$40,874	\$126,056
	\$11,757	\$0	\$2,000	\$0	\$22,616	\$56,460
	\$11,495	\$0	\$4,878	\$0	\$25,221	\$58,309
	\$11,472	\$0	\$6,461	\$0	\$18,412	\$51,435
	\$15,967	\$0	\$2,767	\$0	\$34,038	\$79,998
	\$11,495	\$0	\$10,393	\$0	\$30,736	\$63,824
	\$9,942	\$0	\$1,925	\$0	\$20,650	\$49,267
	\$15,217	\$93	\$0	\$0	\$24,313	\$68,116
	\$18,600	\$0	\$17,299	\$0	\$45,043	\$98,584

Department: 03A - VETS Agency: 132 DVA - NORTHEAST LOUISIANA VETERANS HOME	STATE OF LOUISIANA Personnel Expenditure Planning Payroll Projection Report Detail Filled Positions by Program and Authorization	PEP – FILLED AUTH Fiscal Year 2025 - 2026 Report Date: 10/30/24
---	---	---

Funds Center	Position Number	Position Description	Employee Number	Employee Description	Job Number	Job Description	Commitment Item	Position Authorization
1321011000	166237	LONG TERM CARE HOSP ADMIN	00305336	MARQUITA MIHALIAK	10167230	LONG TERM CARE HOSP ADMIN	5110010	TO
1321012700	166291	NURSING ASST 2	00307923	TOMISKEY JOHNSON	10100400	NURSING ASST 2	5110010	TO
1321012700	50328752	NURSING ASST 2	00308598	SUWARTHA MAZE	10100400	NURSING ASST 2	5110010	TO
1321012700	189529	NURSING ASST 2	00309534	BETTY BROWN	10100400	NURSING ASST 2	5110010	TO
1321012700	166289	NURSING ASST 2	00310837	SHELIA RILEY	10100400	NURSING ASST 2	5110010	TO
1321011200	50657008	MAINTENANCE REPAIRER 1	00315659	OBIE GRAYSON	10128650	MAINTENANCE REPAIRER 1	5110010	TO
1321012300	50376531	CUSTODIAN 2	00316040	CHARLES WALKER	10100270	CUSTODIAN 2	5110010	TO
1321012700	166265	NURSING ASST 2	00316436	SONITA CAPERS	10100400	NURSING ASST 2	5110010	TO
1321012900	50549010	RN SUPERVISOR A	00317565	CYNDI COLE	10172630	RN SUPERVISOR A	5110010	TO
1321012700	181885	NURSING ASST 2	00317598	DANIELLE JOHNSON	10100400	NURSING ASST 2	5110010	TO
1321012700	50455942	NURSING ASST 2	00318312	TISA RHODES	10100400	NURSING ASST 2	5110010	TO
1321012900	166292	PRACT NURSE/LICENSED, 3	00319331	LAUREN SULLIVAN	10150020	PRACTICAL NURSE-LIC 3	5110010	TO
1321012900	166335	RN/SUPV A	00321576	CHRISTOPHER SPRUILL	10172630	RN SUPERVISOR A	5110010	TO
1321011100	50373601	ACCOUNTANT SUPERVISOR 2	00322738	SHAQUITA ANDERSON	10159610	ACCOUNTANT SUPERVISOR 2	5110010	TO
1321011000	50651839	ADMIN ASSISTANT 5	00323214	LAURA REDDING	10168080	ADMIN ASSISTANT 5	5110010	TO
1321012700	184915	NURSING ASST 2	00325262	ANDRIEKA WALTERS	10100400	NURSING ASST 2	5110010	TO
1321012900	166255	RN-SUPERVISOR A	00325472	CHRISTY HAMBY	10172630	RN SUPERVISOR A	5110010	TO
1321012900	50379068	PRACT NURSE/LICENSED, 3	00326449	KIMBERLY CARR	10150020	PRACTICAL NURSE-LIC 3	5110010	TO
1321011000	50566749	LONG TERM CARE HOS AS ADM	00328050	MARADYE RINEHART	10167240	LONG TERM CARE HOS AS ADM	5110010	TO
1321012900	166293	PRACT NURSE/LICENSED, 3	00328254	SUSAN LEWIS	10150020	PRACTICAL NURSE-LIC 3	5110010	TO
1321012900	166257	PRACT NURSE/LICENSED, 3	00329983	CHELSEA BEEBE	10150020	PRACTICAL NURSE-LIC 3	5110010	TO
1321012700	189868	NURSING ASST 2	00330791	ANGELA MCHENRY	10100400	NURSING ASST 2	5110010	TO

Department: 03A - VETS Agency: 132 DVA - NORTHEAST LOUISIANA VETERANS HOME	STATE OF LOUISIANA Personnel Expenditure Planning Payroll Projection Report Detail Filled Positions by Program and Authorization	PEP – FILLED AUTH Fiscal Year 2025 - 2026 Report Date: 10/30/24
---	---	---

Position Categorization	Pay Scale Group	Employee Count	Employee Allocation	Employee FTE	Salary + Current Year CPG	Market Adjustment (PERF ADJ)	CPG	Work Week Adjustments	Total Requested Salaries	Medicare	Social Security	Medical	RT
CLASSIFIED	AS-624	1	100%	100%	\$115,107	\$3,312	\$0	\$0	\$118,419	\$1,717	\$0	\$14,638	LASE
CLASSIFIED	MS-505	1	100%	100%	\$31,803	\$1,220	\$0	\$0	\$33,023	\$479	\$0	\$8,368	LASE
CLASSIFIED	MS-505	1	100%	100%	\$30,576	\$1,173	\$0	\$0	\$31,749	\$460	\$0	\$0	LASE
CLASSIFIED	MS-505	1	100%	100%	\$30,576	\$1,173	\$0	\$0	\$31,749	\$460	\$0	\$0	LASE
CLASSIFIED	MS-505	1	100%	100%	\$31,803	\$1,220	\$0	\$0	\$33,023	\$479	\$0	\$8,368	LASE
CLASSIFIED	WS-210	1	100%	100%	\$39,520	\$1,516	\$0	\$0	\$41,036	\$595	\$0	\$15,891	LASE
CLASSIFIED	WS-203	1	100%	100%	\$24,274	\$931	\$0	\$0	\$25,205	\$366	\$0	\$0	LASE
CLASSIFIED	MS-505	1	100%	100%	\$31,866	\$1,222	\$0	\$0	\$33,088	\$480	\$0	\$8,368	LASE
CLASSIFIED	MS-519	1	100%	100%	\$83,824	\$3,216	\$0	\$0	\$87,040	\$1,262	\$0	\$14,638	LASE
CLASSIFIED	MS-505	1	100%	100%	\$30,576	\$1,173	\$0	\$0	\$31,749	\$460	\$0	\$0	LASE
CLASSIFIED	MS-505	1	100%	100%	\$31,866	\$1,222	\$0	\$0	\$33,088	\$480	\$0	\$0	LASE
CLASSIFIED	MS-511	1	100%	100%	\$50,170	\$1,925	\$0	\$0	\$52,095	\$755	\$0	\$8,368	LASE
CLASSIFIED	MS-519	1	100%	100%	\$84,531	\$3,243	\$0	\$0	\$87,774	\$1,273	\$0	\$16,486	LASE
CLASSIFIED	AS-617	1	100%	100%	\$67,600	\$2,593	\$0	\$0	\$70,193	\$1,018	\$0	\$0	LASE
CLASSIFIED	AS-613	1	100%	100%	\$49,504	\$1,899	\$0	\$0	\$51,403	\$745	\$0	\$9,593	LASE
CLASSIFIED	MS-505	1	100%	100%	\$31,866	\$1,222	\$0	\$0	\$33,088	\$480	\$0	\$8,368	LASE
CLASSIFIED	MS-519	1	100%	100%	\$80,954	\$3,105	\$0	\$0	\$84,059	\$1,219	\$0	\$16,486	LASE
CLASSIFIED	MS-511	1	100%	100%	\$50,170	\$1,925	\$0	\$0	\$52,095	\$755	\$0	\$8,368	LASE
CLASSIFIED	AS-622	1	100%	100%	\$98,342	\$2,829	\$0	\$0	\$101,171	\$1,467	\$0	\$8,368	LASE
CLASSIFIED	MS-511	1	100%	100%	\$46,384	\$1,779	\$0	\$0	\$48,163	\$698	\$0	\$9,593	LASE
CLASSIFIED	MS-511	1	100%	100%	\$50,170	\$1,925	\$0	\$0	\$52,095	\$755	\$0	\$9,550	LASE
CLASSIFIED	MS-505	1	100%	100%	\$31,803	\$1,220	\$0	\$0	\$33,023	\$479	\$0	\$8,368	LASE

Department: 03A - VETS

Agency: 132 DVA - NORTHEAST LOUISIANA VETERANS HOME

STATE OF LOUISIANA
Personnel Expenditure Planning
Payroll Projection Report Detail
Filled Positions by Program and Authorization

PEP – FILLED AUTH

Fiscal Year 2025 - 2026

Report Date: 10/30/24

Benefit Plan	Retirement	Life Insurance	Other Pays	Emoluments	Total Requested Benefits	Total Requested Salaries and Benefits
	\$41,139	\$364	\$13,939	\$0	\$71,797	\$190,216
	\$11,472	\$0	\$6,219	\$0	\$26,538	\$59,561
	\$11,030	\$0	\$0	\$0	\$11,490	\$43,239
	\$11,030	\$0	\$0	\$0	\$11,490	\$43,239
	\$11,472	\$0	\$4,021	\$0	\$24,340	\$57,363
	\$14,256	\$214	\$3,103	\$0	\$34,059	\$75,095
	\$8,756	\$0	\$1,852	\$0	\$10,974	\$36,179
	\$11,495	\$0	\$4,769	\$0	\$25,112	\$58,200
	\$30,237	\$214	\$6,450	\$0	\$52,801	\$139,841
	\$11,030	\$0	\$0	\$0	\$11,490	\$43,239
	\$11,495	\$0	\$5,327	\$0	\$17,302	\$50,390
	\$18,098	\$62	\$14,047	\$0	\$41,330	\$93,425
	\$30,493	\$93	\$6,558	\$0	\$54,903	\$142,677
	\$24,385	\$0	\$0	\$0	\$25,403	\$95,596
	\$17,857	\$0	\$0	\$0	\$28,195	\$79,598
	\$11,495	\$0	\$4,999	\$0	\$25,342	\$58,430
	\$29,202	\$74	\$7,807	\$0	\$54,788	\$138,847
	\$18,098	\$0	\$16,878	\$0	\$44,099	\$96,194
	\$35,147	\$93	\$0	\$0	\$45,075	\$146,246
	\$16,732	\$93	\$1,920	\$0	\$29,036	\$77,199
	\$18,098	\$0	\$10,757	\$0	\$39,160	\$91,255
	\$11,472	\$0	\$13,328	\$0	\$33,647	\$66,670

Department: 03A - VETS Agency: 132 DVA - NORTHEAST LOUISIANA VETERANS HOME	STATE OF LOUISIANA Personnel Expenditure Planning Payroll Projection Report Detail Filled Positions by Program and Authorization	PEP – FILLED AUTH Fiscal Year 2025 - 2026 Report Date: 10/30/24
---	---	---

Funds Center	Position Number	Position Description	Employee Number	Employee Description	Job Number	Job Description	Commitment Item	Position Authorization
1321012100	166244	THERAPEUTIC REC SPEC 3-A	00331723	REBECCA CATES	10168830	THERAPEUTIC REC SPEC 3-A	5110010	TO
1321012700	166288	NURSING ASST 2	00333142	SAMANTHA BENJAMIN	10100400	NURSING ASST 2	5110010	TO
1321011300	50674327	HUMAN RESOURCES SUPERVISOR	00334129	TALYAH LEWIS	10170970	HUMAN RESOURCES SUPERVISOR	5110010	TO
1321012300	50376532	CUSTODIAN SUPERVISOR A	00334265	QUINTIN CROWE	10175920	CUSTODIAN SUPERVISOR A	5110010	TO
1321011200	165928	MAINTENANCE REPAIR 2	00334572	CORY HOWE	10128640	MAINTENANCE REPAIRER 2	5110010	TO
1321012200	165891	FOOD SERVICE SPEC 3	00334722	LATEISHA CALLOWAY	10160930	FOOD SERVICE SPEC 3	5110010	TO
1321012700	50382156	PSYCH AIDE SUPERVISOR 1	00335518	SHARON DIXON	10100500	PSYCHIATRIC AIDE SUPV 1	5110010	TO
1321012900	166258	PRACT NURSE/LICENSED, 3	00335985	MARGO ALLEN	10150020	PRACTICAL NURSE-LIC 3	5110010	TO
1321011300	165860	HUMAN RES ANALYST C	00336069	JAMAILE BURTON	10170820	HUMAN RESOURCES ANALYST C	5110010	TO
1321012500	50539958	PHARMACY TECHNICIAN 2	00336354	HOLLY NICHOLS	10159350	PHARMACY TECHNICIAN 2	5110010	TO
1321012300	50376529	CUSTODIAN 2	00336581	BREANNA JONES	10100270	CUSTODIAN 2	5110010	TO
1321012900	166340	RN SUPERVISOR B	00336849	BEVERLY MATHIS	10172640	RN SUPERVISOR B	5110010	TO
1321012700	189866	NURSING ASST 2	00337065	DELORES WASHINGTON	10100400	NURSING ASST 2	5110010	TO
1321012700	50601059	NURSING ASST 2	00337292	JACQUELYN DUKES	10100400	NURSING ASST 2	5110010	TO
1321012100	189867	NURSING ASST 2	00337421	AMANDA GOODWIN	10100400	NURSING ASST 2	5110010	TO
1321011200	50481633	MAINTENANCE REPAIRER 2	00337516	PHILLIP BURCH	10128640	MAINTENANCE REPAIRER 2	5110010	TO
1321012700	166277	NURSING ASST 2	00337766	TAKNIA PARKER	10100400	NURSING ASST 2	5110010	TO
1321012300	165944	CUSTODIAN 2	00338078	GREGORY STREAM	10100270	CUSTODIAN 2	5110010	TO
1321012200	165907	FOOD SERVICE SPEC 3	00338848	SHARON HILLARD	10160930	FOOD SERVICE SPEC 3	5110010	TO
1321012900	50342695	PRACT NURSE/LICENSED 1	00339089	KAMYA MYERS	10150000	PRACTICAL NURSE-LIC 1	5110010	TO
1321012700	166264	NURSING ASST 2	00339233	TIMEYSHA BYRD	10100400	NURSING ASST 2	5110010	TO
1321012700	166270	NURSING ASST 2	00339713	ONESHIA WALKER	10100400	NURSING ASST 2	5110010	TO

Department: 03A - VETS Agency: 132 DVA - NORTHEAST LOUISIANA VETERANS HOME	STATE OF LOUISIANA Personnel Expenditure Planning Payroll Projection Report Detail Filled Positions by Program and Authorization	PEP – FILLED AUTH Fiscal Year 2025 - 2026 Report Date: 10/30/24
---	---	---

Position Categorization	Pay Scale Group	Employee Count	Employee Allocation	Employee FTE	Salary + Current Year CPG	Market Adjustment (PERF ADJ)	CPG	Work Week Adjustments	Total Requested Salaries	Medicare	Social Security	Medical	RT
CLASSIFIED	SS-412	1	100%	100%	\$50,606	\$1,941	\$0	\$0	\$52,547	\$762	\$0	\$8,368	LASE
CLASSIFIED	MS-505	1	100%	100%	\$31,866	\$1,222	\$0	\$0	\$33,088	\$480	\$0	\$0	LASE
CLASSIFIED	AS-618	1	100%	100%	\$63,669	\$2,442	\$0	\$0	\$66,111	\$959	\$0	\$8,368	LASE
CLASSIFIED	WS-207	1	100%	100%	\$31,949	\$1,226	\$0	\$0	\$33,175	\$481	\$0	\$0	LASE
CLASSIFIED	WS-212	1	100%	100%	\$44,262	\$1,698	\$0	\$0	\$45,960	\$666	\$0	\$8,368	LASE
CLASSIFIED	WS-205	1	100%	100%	\$27,560	\$1,057	\$0	\$0	\$28,617	\$415	\$0	\$0	LASE
CLASSIFIED	SS-406	1	100%	100%	\$34,507	\$1,324	\$0	\$0	\$35,831	\$520	\$0	\$8,368	LASE
CLASSIFIED	MS-511	1	100%	100%	\$50,211	\$1,926	\$0	\$0	\$52,137	\$756	\$0	\$0	LASE
CLASSIFIED	AS-615	1	100%	100%	\$53,248	\$2,043	\$0	\$0	\$55,291	\$802	\$0	\$8,368	LASE
CLASSIFIED	MS-508	1	100%	100%	\$37,211	\$1,427	\$0	\$0	\$38,638	\$560	\$0	\$0	LASE
CLASSIFIED	WS-203	1	100%	100%	\$24,274	\$931	\$0	\$0	\$25,205	\$366	\$0	\$0	LASE
CLASSIFIED	MS-520	1	100%	100%	\$87,090	\$3,341	\$0	\$0	\$90,431	\$1,311	\$0	\$8,368	LASE
CLASSIFIED	MS-505	1	100%	100%	\$31,803	\$1,220	\$0	\$0	\$33,023	\$479	\$0	\$0	LASE
CLASSIFIED	MS-505	1	100%	100%	\$31,866	\$1,222	\$0	\$0	\$33,088	\$480	\$0	\$0	LASE
CLASSIFIED	MS-505	1	100%	100%	\$31,866	\$1,222	\$0	\$0	\$33,088	\$480	\$0	\$8,368	LASE
CLASSIFIED	WS-212	1	100%	100%	\$44,262	\$1,698	\$0	\$0	\$45,960	\$666	\$0	\$9,593	LASE
CLASSIFIED	MS-505	1	100%	100%	\$30,576	\$1,173	\$0	\$0	\$31,749	\$460	\$0	\$0	LASE
CLASSIFIED	WS-203	1	100%	100%	\$24,274	\$931	\$0	\$0	\$25,205	\$366	\$0	\$8,368	LASE
CLASSIFIED	WS-205	1	100%	100%	\$27,560	\$1,057	\$0	\$0	\$28,617	\$415	\$0	\$0	LASE
CLASSIFIED	MS-509	1	100%	100%	\$40,518	\$1,554	\$0	\$0	\$42,072	\$610	\$0	\$0	LASE
CLASSIFIED	MS-505	1	100%	100%	\$30,576	\$1,173	\$0	\$0	\$31,749	\$460	\$0	\$0	LAHE
CLASSIFIED	MS-505	1	100%	100%	\$31,803	\$1,220	\$0	\$0	\$33,023	\$479	\$0	\$0	LASE

Department: 03A - VETS

Agency: 132 DVA - NORTHEAST LOUISIANA VETERANS HOME

STATE OF LOUISIANA
Personnel Expenditure Planning
Payroll Projection Report Detail
Filled Positions by Program and Authorization

PEP – FILLED AUTH
 Fiscal Year 2025 - 2026
 Report Date: 10/30/24

Benefit Plan	Retirement	Life Insurance	Other Pays	Emoluments	Total Requested Benefits	Total Requested Salaries and Benefits
	\$18,255	\$0	\$0	\$0	\$27,385	\$79,932
	\$11,495	\$0	\$7,019	\$0	\$18,994	\$52,082
	\$22,967	\$50	\$0	\$0	\$32,344	\$98,455
	\$11,525	\$0	\$3,640	\$0	\$15,646	\$48,821
	\$15,967	\$62	\$2,157	\$0	\$27,220	\$73,180
	\$9,942	\$0	\$1,969	\$0	\$12,326	\$40,943
	\$12,448	\$0	\$9,680	\$0	\$31,016	\$66,847
	\$18,113	\$0	\$9,964	\$0	\$28,833	\$80,970
	\$19,208	\$55	\$0	\$0	\$28,433	\$83,724
	\$13,423	\$74	\$0	\$0	\$14,057	\$52,695
	\$8,756	\$0	\$1,600	\$0	\$10,722	\$35,927
	\$31,416	\$0	\$11,063	\$0	\$52,158	\$142,589
	\$11,472	\$0	\$6,162	\$0	\$18,113	\$51,136
	\$11,495	\$0	\$6,734	\$0	\$18,709	\$51,797
	\$11,495	\$0	\$5,525	\$0	\$25,868	\$58,956
	\$15,967	\$7	\$3,865	\$0	\$30,098	\$76,058
	\$11,030	\$0	\$719	\$0	\$12,209	\$43,958
	\$8,756	\$0	\$2,000	\$0	\$19,490	\$44,695
	\$9,942	\$0	\$1,939	\$0	\$12,296	\$40,913
	\$14,616	\$0	\$1,206	\$0	\$16,432	\$58,504
	\$12,830	\$0	\$0	\$0	\$13,290	\$45,039
	\$11,472	\$0	\$6,751	\$0	\$18,702	\$51,725

Department: 03A - VETS Agency: 132 DVA - NORTHEAST LOUISIANA VETERANS HOME	STATE OF LOUISIANA Personnel Expenditure Planning Payroll Projection Report Detail Filled Positions by Program and Authorization	PEP – FILLED AUTH Fiscal Year 2025 - 2026 Report Date: 10/30/24
---	---	---

Funds Center	Position Number	Position Description	Employee Number	Employee Description	Job Number	Job Description	Commitment Item	Position Authorization
1321012900	50396359	PRACT NURSE/LICENSED 3	00342080	VANESSA COUCH	10150020	PRACTICAL NURSE-LIC 3	5110010	TO
1321012700	189864	NURSING ASST 2	00343923	ERICA BATTLE	10100400	NURSING ASST 2	5110010	TO
1321012900	50412802	PRACTICAL NURSE/LIC3	00344951	LATRICIA SOUTHERN	10150020	PRACTICAL NURSE-LIC 3	5110010	TO
1321012700	50353677	NURSING ASST 2	00345163	NICOLE RICHMOND	10100400	NURSING ASST 2	5110010	TO
1321011100	165916	ACCOUNTANT MANAGER 1	00346272	BRANDY MAY	10159710	ACCOUNTANT MANAGER 1	5110010	TO
1321012200	165911	FOOD SERVICE SPEC 3	00347648	SHEQUITA ROBINSON	10160930	FOOD SERVICE SPEC 3	5110010	TO
1321012700	166279	NURSING ASST 2	00347649	DOROTHY HOLMES	10100400	NURSING ASST 2	5110010	TO
1321012200	165902	FOOD SERVICE SPEC 5	00347669	TRACEY SIAS	10169540	FOOD SERVICE SPEC 5	5110010	TO
1321012700	166290	NURSING ASST 2	00348030	TERRI BLUEFORD	10100400	NURSING ASST 2	5110010	TO
1321012900	50549303	RN SUPERVISOR A	00348355	MARSELLA WILLIAMS	10172630	RN SUPERVISOR A	5110010	TO
1321012700	166275	NURSING ASST 2	00349697	SHANDA BRADSHAW	10100400	NURSING ASST 2	5110010	TO
1321012700	50328753	NURSING ASST 2	00349912	TABATHA LOGAN	10100400	NURSING ASST 2	5110010	TO
1321011000	50666758	MARKETING REP 2	00350154	JOHN BENNETT	10159230	MARKETING REP 2	5110010	TO
1321012700	166272	NURSING ASST 2	00351019	ALEXIS CROSSLEY	10100400	NURSING ASST 2	5110010	TO
1321012900	50456078	PRACTICAL NURSE/LIC3	00351701	TIFFANY PITTMAN	10150020	PRACTICAL NURSE-LIC 3	5110010	TO
1321012000	166249	SOCIAL WORKER 2	00352138	ERICA DAVIES	10167670	SOCIAL WORKER 2	5110010	TO
1321012900	50364010	PRACTICAL NURSE-LIC 3	00353420	ADRIANA MOLANO	10150020	PRACTICAL NURSE-LIC 3	5110010	TO
1321012700	166267	NURSING ASST 2	00353888	CHANDALIER PONDER	10100400	NURSING ASST 2	5110010	TO
1321012900	166299	PRACT NURSE/LICENSED, 3	00354407	NEOMI RANDLE	10150020	PRACTICAL NURSE-LIC 3	5110010	TO
1321012300	50376527	CUSTODIAN 2	00355065	LUCILLE COLEMAN	10100270	CUSTODIAN 2	5110010	TO
1321012900	166302	PRACT NURSE/LICENSED, 3	00355498	TURKASSAL GRANT	10150020	PRACTICAL NURSE-LIC 3	5110010	TO
1321012900	166297	PRACTICAL NURSE/LIC2	00355653	SYPPRESS COOKS	10150010	PRACTICAL NURSE-LIC 2	5110010	TO

Department: 03A - VETS Agency: 132 DVA - NORTHEAST LOUISIANA VETERANS HOME	STATE OF LOUISIANA Personnel Expenditure Planning Payroll Projection Report Detail Filled Positions by Program and Authorization	PEP – FILLED AUTH Fiscal Year 2025 - 2026 Report Date: 10/30/24
---	---	---

Position Categorization	Pay Scale Group	Employee Count	Employee Allocation	Employee FTE	Salary + Current Year CPG	Market Adjustment (PERF ADJ)	CPG	Work Week Adjustments	Total Requested Salaries	Medicare	Social Security	Medical	RT
CLASSIFIED	MS-511	1	100%	100%	\$50,170	\$1,925	\$0	\$0	\$52,095	\$755	\$0	\$9,593	LASE
CLASSIFIED	MS-505	1	100%	100%	\$31,803	\$1,220	\$0	\$0	\$33,023	\$479	\$0	\$0	LASE
CLASSIFIED	MS-511	1	100%	100%	\$48,235	\$1,850	\$0	\$0	\$50,085	\$726	\$0	\$9,593	LASE
CLASSIFIED	MS-505	1	100%	100%	\$30,576	\$1,173	\$0	\$0	\$31,749	\$460	\$0	\$8,368	LASE
CLASSIFIED	AS-618	1	100%	100%	\$74,235	\$2,136	\$0	\$0	\$76,371	\$1,107	\$0	\$9,593	TRSI
CLASSIFIED	WS-205	1	100%	100%	\$27,560	\$1,057	\$0	\$0	\$28,617	\$415	\$0	\$0	LASE
CLASSIFIED	MS-505	1	100%	100%	\$31,803	\$1,220	\$0	\$0	\$33,023	\$479	\$0	\$0	LASE
CLASSIFIED	WS-207	1	100%	100%	\$31,554	\$1,210	\$0	\$0	\$32,764	\$475	\$0	\$0	LASE
CLASSIFIED	MS-505	1	100%	100%	\$31,803	\$1,220	\$0	\$0	\$33,023	\$479	\$0	\$0	LASE
CLASSIFIED	MS-519	1	100%	100%	\$70,533	\$2,706	\$0	\$0	\$73,239	\$1,062	\$0	\$8,368	LASE
CLASSIFIED	MS-505	1	100%	100%	\$31,803	\$1,220	\$0	\$0	\$33,023	\$479	\$0	\$0	LASE
CLASSIFIED	MS-505	1	100%	100%	\$31,803	\$1,220	\$0	\$0	\$33,023	\$479	\$0	\$0	LASE
CLASSIFIED	AS-616	1	100%	100%	\$60,570	\$2,323	\$0	\$0	\$62,893	\$912	\$3,899	\$0	SSO
CLASSIFIED	MS-505	1	100%	100%	\$31,803	\$1,220	\$0	\$0	\$33,023	\$479	\$0	\$0	LASE
CLASSIFIED	MS-511	1	100%	100%	\$46,384	\$1,779	\$0	\$0	\$48,163	\$698	\$0	\$0	LASE
CLASSIFIED	SS-413	1	100%	100%	\$55,506	\$2,129	\$0	\$0	\$57,635	\$836	\$0	\$9,973	LASE
CLASSIFIED	MS-511	1	100%	100%	\$48,235	\$1,850	\$0	\$0	\$50,085	\$726	\$0	\$9,593	LASE
CLASSIFIED	MS-505	1	100%	100%	\$31,803	\$1,220	\$0	\$0	\$33,023	\$479	\$0	\$0	LASE
CLASSIFIED	MS-511	1	100%	100%	\$48,235	\$1,850	\$0	\$0	\$50,085	\$726	\$0	\$0	LASE
CLASSIFIED	WS-203	1	100%	100%	\$23,150	\$888	\$0	\$0	\$24,038	\$349	\$0	\$8,368	LASE
CLASSIFIED	MS-511	1	100%	100%	\$46,384	\$1,779	\$0	\$0	\$48,163	\$698	\$0	\$0	LASE
CLASSIFIED	MS-510	1	100%	100%	\$48,229	\$1,850	\$0	\$0	\$50,079	\$726	\$0	\$8,368	LASE

Department: 03A - VETS

Agency: 132 DVA - NORTHEAST LOUISIANA VETERANS HOME

STATE OF LOUISIANA
Personnel Expenditure Planning
Payroll Projection Report Detail
Filled Positions by Program and Authorization

PEP – FILLED AUTH
 Fiscal Year 2025 - 2026
 Report Date: 10/30/24

Benefit Plan	Retirement	Life Insurance	Other Pays	Emoluments	Total Requested Benefits	Total Requested Salaries and Benefits
	\$18,098	\$62	\$15,599	\$0	\$44,107	\$96,202
	\$11,472	\$51	\$4,988	\$0	\$16,990	\$50,013
	\$17,400	\$139	\$12,733	\$0	\$40,591	\$90,676
	\$11,030	\$0	\$1,331	\$0	\$21,189	\$52,938
	\$16,427	\$135	\$0	\$0	\$27,262	\$103,633
	\$9,942	\$0	\$1,763	\$0	\$12,120	\$40,737
	\$11,472	\$0	\$5,075	\$0	\$17,026	\$50,049
	\$11,382	\$0	\$1,968	\$0	\$13,825	\$46,589
	\$11,472	\$0	\$4,034	\$0	\$15,985	\$49,008
	\$25,443	\$37	\$6,756	\$0	\$41,666	\$114,905
	\$11,472	\$0	\$5,162	\$0	\$17,113	\$50,136
	\$11,472	\$0	\$8,317	\$0	\$20,268	\$53,291
	\$0	\$0	\$571	\$0	\$5,382	\$68,275
	\$11,472	\$0	\$3,989	\$0	\$15,940	\$48,963
	\$16,732	\$0	\$2,744	\$0	\$20,174	\$68,337
	\$20,023	\$7	\$0	\$0	\$30,839	\$88,474
	\$17,400	\$74	\$14,540	\$0	\$42,333	\$92,418
	\$11,472	\$0	\$5,225	\$0	\$17,176	\$50,199
	\$17,400	\$0	\$14,213	\$0	\$32,339	\$82,424
	\$8,351	\$0	\$2,012	\$0	\$19,080	\$43,118
	\$16,732	\$0	\$14,773	\$0	\$32,203	\$80,366
	\$17,397	\$62	\$13,785	\$0	\$40,338	\$90,417

Department: 03A - VETS Agency: 132 DVA - NORTHEAST LOUISIANA VETERANS HOME	STATE OF LOUISIANA Personnel Expenditure Planning Payroll Projection Report Detail Filled Positions by Program and Authorization	PEP – FILLED AUTH Fiscal Year 2025 - 2026 Report Date: 10/30/24
---	---	---

Funds Center	Position Number	Position Description	Employee Number	Employee Description	Job Number	Job Description	Commitment Item	Position Authorization
1321012300	50376530	CUSTODIAN 2	00355972	SHAMIEKA JAMERSON	10100270	CUSTODIAN 2	5110010	TO
1321012700	184917	NURSING ASST 2	00356321	LACEY DOUGLAS	10100400	NURSING ASST 2	5110010	TO
1321012300	50451130	CUSTODIAN 2	00357842	ALEXIS ELMORE	10100270	CUSTODIAN 2	5110010	TO
1321012200	50345209	FOOD SERVICE SPEC 3	00357946	FELICIA JACKSON	10160930	FOOD SERVICE SPEC 3	5110010	TO
1321012700	189530	NURSING ASST 2	00358356	MARCUS AMPY	10100400	NURSING ASST 2	5110010	TO
1321011100	50557077	ACCOUNTANT 1	00359000	TERESA SMITH	10160180	ACCOUNTANT 1	5110010	TO
1321012800	165947	ADMIN COORDINATOR 4	00359690	KAREN KELLUM	10168070	ADMIN COORDINATOR 4	5110010	TO
1321012900	50319105	PRACT NURSE/LICENSED, 2	00359952	REGINA HICKS	10150010	PRACTICAL NURSE-LIC 2	5110010	TO
1321012900	50512143	PRACTICAL NURSE-LIC 3	00360176	NANCY BROADWAY	10150020	PRACTICAL NURSE-LIC 3	5110010	TO
1321011100	165919	ACCOUNTING TECHNICIAN	00361151	CALEB HAMM	10139340	ACCOUNTING TECHNICIAN	5110010	TO
1321012900	166298	PRACT NURSE/LICENSED, 3	00361228	JESSICA JUNEAU	10150020	PRACTICAL NURSE-LIC 3	5110010	TO
1321012900	166296	PRACT NURSE/LICENSED, 3	00361569	ELIZABETH FUTCH	10150020	PRACTICAL NURSE-LIC 3	5110010	TO
1321012300	50455941	CUSTODIAN 2	00361758	PIERRE LE BAS	10100270	CUSTODIAN 2	5110010	TO
1321011000	165913	VETERANS ASSN COUNS 1	00361878	CHRISTOPHER VILLARREAL	10157540	VETERANS ASSN COUNS 1	5110010	TO
1321011300	50674078	HUMAN RESOURCES ANALYST A	00362010	RHONDA BLACK	10170800	HUMAN RESOURCES ANALYST A	5110010	TO
1321012900	166336	RN SUPERVISOR B	00362013	KYLE HORTON	10172640	RN SUPERVISOR B	5110010	TO
1321012200	165897	FOOD SERVICE SPEC 3	00362745	ASHLEY PEOPLES	10160930	FOOD SERVICE SPEC 3	5110010	TO
1321012700	166286	NURSING ASST 2	00363339	LAKEZIEA MILES	10100400	NURSING ASST 2	5110010	TO
1321012200	165905	FOOD SERVICE SPEC 3	00364014	SULLITA WILLIAMS	10160930	FOOD SERVICE SPEC 3	5110010	TO
1321012300	50366768	CUSTODIAN 2	00364133	KENDRICK THOMAS	10100270	CUSTODIAN 2	5110010	TO
1321012900	166304	PRACTICAL NURSE-LIC 3	00364318	ANGELA PERRY	10150020	PRACTICAL NURSE-LIC 3	5110010	TO
1321012700	50493607	NURSING ASST 2	00364320	TANYA MATHIS	10100400	NURSING ASST 2	5110010	TO

Department: 03A - VETS Agency: 132 DVA - NORTHEAST LOUISIANA VETERANS HOME	STATE OF LOUISIANA Personnel Expenditure Planning Payroll Projection Report Detail Filled Positions by Program and Authorization	PEP – FILLED AUTH Fiscal Year 2025 - 2026 Report Date: 10/30/24
---	---	---

Position Categorization	Pay Scale Group	Employee Count	Employee Allocation	Employee FTE	Salary + Current Year CPG	Market Adjustment (PERF ADJ)	CPG	Work Week Adjustments	Total Requested Salaries	Medicare	Social Security	Medical	RT
CLASSIFIED	WS-203	1	100%	100%	\$23,150	\$888	\$0	\$0	\$24,038	\$349	\$0	\$8,368	LASE
CLASSIFIED	MS-505	1	100%	100%	\$31,803	\$1,220	\$0	\$0	\$33,023	\$479	\$0	\$0	LASE
CLASSIFIED	WS-203	1	100%	100%	\$23,150	\$888	\$0	\$0	\$24,038	\$349	\$1,490	\$0	SSO
CLASSIFIED	WS-205	1	100%	100%	\$26,499	\$1,017	\$0	\$0	\$27,516	\$399	\$0	\$8,368	LASE
CLASSIFIED	MS-505	1	100%	100%	\$31,803	\$1,220	\$0	\$0	\$33,023	\$479	\$0	\$0	LASE
CLASSIFIED	AS-612	1	100%	100%	\$51,438	\$1,480	\$0	\$0	\$52,918	\$767	\$0	\$8,368	LASE
CLASSIFIED	AS-611	1	100%	100%	\$41,101	\$1,577	\$0	\$0	\$42,678	\$619	\$0	\$0	LASE
CLASSIFIED	MS-510	1	100%	100%	\$45,074	\$1,729	\$0	\$0	\$46,803	\$679	\$0	\$8,368	LASE
CLASSIFIED	MS-511	1	100%	100%	\$46,384	\$1,779	\$0	\$0	\$48,163	\$698	\$0	\$0	LASE
CLASSIFIED	AS-611	1	100%	100%	\$39,520	\$1,516	\$0	\$0	\$41,036	\$595	\$0	\$3,024	LASE
CLASSIFIED	MS-511	1	100%	100%	\$46,384	\$1,779	\$0	\$0	\$48,163	\$698	\$0	\$16,486	LASE
CLASSIFIED	MS-511	1	100%	100%	\$46,384	\$1,779	\$0	\$0	\$48,163	\$698	\$0	\$16,486	LASE
CLASSIFIED	WS-203	1	100%	100%	\$22,256	\$854	\$0	\$0	\$23,110	\$335	\$0	\$8,368	LASE
CLASSIFIED	SS-410	1	100%	100%	\$36,528	\$1,401	\$0	\$0	\$37,929	\$550	\$0	\$0	LASE
CLASSIFIED	AS-612	1	100%	100%	\$44,554	\$1,709	\$0	\$0	\$46,263	\$671	\$0	\$8,368	LASE
CLASSIFIED	MS-520	1	100%	100%	\$75,899	\$2,911	\$0	\$0	\$78,810	\$1,143	\$0	\$16,486	LASE
CLASSIFIED	WS-205	1	100%	100%	\$25,480	\$977	\$0	\$0	\$26,457	\$384	\$0	\$0	LASE
CLASSIFIED	MS-505	1	100%	100%	\$30,576	\$1,173	\$0	\$0	\$31,749	\$460	\$0	\$0	LASE
CLASSIFIED	WS-205	1	100%	100%	\$25,480	\$977	\$0	\$0	\$26,457	\$384	\$0	\$0	LASE
CLASSIFIED	WS-203	1	100%	100%	\$22,256	\$854	\$0	\$0	\$23,110	\$335	\$0	\$0	LASE
CLASSIFIED	MS-511	1	100%	100%	\$46,384	\$1,779	\$0	\$0	\$48,163	\$698	\$0	\$14,638	LASE
CLASSIFIED	MS-505	1	100%	100%	\$30,576	\$1,173	\$0	\$0	\$31,749	\$460	\$0	\$8,368	LASE

Department: 03A - VETS

Agency: 132 DVA - NORTHEAST LOUISIANA VETERANS HOME

STATE OF LOUISIANA
Personnel Expenditure Planning
Payroll Projection Report Detail
Filled Positions by Program and Authorization

PEP – FILLED AUTH
 Fiscal Year 2025 - 2026
 Report Date: 10/30/24

Benefit Plan	Retirement	Life Insurance	Other Pays	Emoluments	Total Requested Benefits	Total Requested Salaries and Benefits
	\$8,351	\$0	\$1,941	\$0	\$19,009	\$43,047
	\$11,472	\$0	\$7,387	\$0	\$19,338	\$52,361
	\$0	\$0	\$1,062	\$0	\$2,901	\$26,939
	\$9,559	\$0	\$1,647	\$0	\$19,973	\$47,489
	\$11,472	\$0	\$3,857	\$0	\$15,808	\$48,831
	\$18,384	\$271	\$0	\$0	\$27,790	\$80,708
	\$14,826	\$0	\$0	\$0	\$15,445	\$58,123
	\$16,259	\$90	\$8,672	\$0	\$34,068	\$80,871
	\$16,732	\$0	\$8,448	\$0	\$25,878	\$74,041
	\$14,256	\$20	\$0	\$0	\$17,895	\$58,931
	\$16,732	\$24	\$6,762	\$0	\$40,702	\$88,865
	\$16,732	\$36	\$5,924	\$0	\$39,876	\$88,039
	\$8,028	\$0	\$612	\$0	\$17,343	\$40,453
	\$13,176	\$0	\$0	\$0	\$13,726	\$51,655
	\$16,072	\$0	\$0	\$0	\$25,111	\$71,374
	\$27,379	\$21	\$3,280	\$0	\$48,309	\$127,119
	\$9,191	\$0	\$326	\$0	\$9,901	\$36,358
	\$11,030	\$0	\$1,218	\$0	\$12,708	\$44,457
	\$9,191	\$0	\$8	\$0	\$9,583	\$36,040
	\$8,028	\$0	\$0	\$0	\$8,363	\$31,473
	\$16,732	\$0	\$0	\$0	\$32,068	\$80,231
	\$11,030	\$0	\$0	\$0	\$19,858	\$51,607

Department: 03A - VETS Agency: 132 DVA - NORTHEAST LOUISIANA VETERANS HOME	STATE OF LOUISIANA Personnel Expenditure Planning Payroll Projection Report Detail Filled Positions by Program and Authorization	PEP – FILLED AUTH Fiscal Year 2025 - 2026 Report Date: 10/30/24
---	---	---

Funds Center	Position Number	Position Description	Employee Number	Employee Description	Job Number	Job Description	Commitment Item	Position Authorization
1321012700	50601061	NURSING ASST 2	00364549	KISHA WHITTY	10100400	NURSING ASST 2	5110010	TO
1321012200	50361514	FOOD SERVICE SPEC 3	00364558	JA'KEITHA BISHOP	10160930	FOOD SERVICE SPEC 3	5110010	TO
1321012700	166271	NURSING ASST 2	00364713	LAMESHIA THOMAS	10100400	NURSING ASST 2	5110010	TO
1321012900	50321982	RN/SUPV A	00365396	CATHERINE MILLER	10172630	RN SUPERVISOR A	5110010	TO
1321012700	166284	NURSING ASST 2	00365611	BRENDA COOK	10100400	NURSING ASST 2	5110010	TO
1321011100	165918	ACCOUNTING TECHNICIAN	00365614	JOHNNY WELLS III	10139340	ACCOUNTING TECHNICIAN	5110010	TO
1321012700	166273	NURSING ASST 1	00365756	KACEY MARKCOM	10100360	NURSING ASST 1	5110010	TO
								TO

Funds Center	Position Number	Position Description	Employee Number	Employee Description	Job Number	Job Description	Commitment Item	Position Authorization
1321012700	50544107	NURSING ASST 2	00093784	STEPHANIE TINKSHELL	20100400	NURSING ASST 2	5120010	NTO-WAE
1321012700	50552601	NURSING ASST 1	00127639	LENA BERRY	20100360	NURSING ASST 1	5120010	NTO-WAE
1321012900	50665724	PRACTICAL NURSE-LIC 1	00261642	SHERRIDA WASHINGTON	20150000	PRACTICAL NURSE-LIC 1	5120010	NTO-WAE
1321012900	50648920	PRACTICAL NURSE-LIC 3	00278514	MELISSA KITCHENS	20150020	PRACTICAL NURSE-LIC 3	5120010	NTO-WAE
1321012700	50552603	NURSING ASST 1	00289180	SHELIA ROBINSON	20100360	NURSING ASST 1	5120010	NTO-WAE
1321012700	50544108	NURSING ASST 2	00317332	LAKEISHA REED	20100400	NURSING ASST 2	5120010	NTO-WAE
1321012900	50526581	RN SUPERVISOR A	00327154	MERCEDE WHITE	20172630	RN SUPERVISOR A	5120010	NTO-WAE
1321012700	50544109	NURSING ASST 2	00327155	RENARTA ROBINSON	20100400	NURSING ASST 2	5120010	NTO-WAE
1321012900	50648918	PRACTICAL NURSE-LIC 3	00328194	SHARONDA BRYANT	20150020	PRACTICAL NURSE-LIC 3	5120010	NTO-WAE
1321012700	50526588	NURSING ASST 2	00332835	JAQUETTE AVANCE	20100400	NURSING ASST 2	5120010	NTO-WAE

Department: 03A - VETS
 Agency: 132 DVA - NORTHEAST LOUISIANA VETERANS HOME

STATE OF LOUISIANA
Personnel Expenditure Planning
Payroll Projection Report Detail
Filled Positions by Program and Authorization

PEP – FILLED AUTH
 Fiscal Year 2025 - 2026
 Report Date: 10/30/24

Position Categorization	Pay Scale Group	Employee Count	Employee Allocation	Employee FTE	Salary + Current Year CPG	Market Adjustment (PERF ADJ)	CPG	Work Week Adjustments	Total Requested Salaries	Medicare	Social Security	Medical	RT
CLASSIFIED	MS-505	1	100%	100%	\$30,576	\$1,173	\$0	\$0	\$31,749	\$460	\$0	\$0	LASE
CLASSIFIED	WS-205	1	100%	100%	\$25,480	\$977	\$0	\$0	\$26,457	\$384	\$0	\$0	LASE
CLASSIFIED	MS-505	1	100%	100%	\$30,576	\$1,173	\$0	\$0	\$31,749	\$460	\$0	\$0	LASE
CLASSIFIED	MS-519	1	100%	100%	\$70,533	\$2,706	\$0	\$0	\$73,239	\$1,062	\$0	\$9,146	TRSL
CLASSIFIED	MS-505	1	100%	100%	\$30,576	\$1,173	\$0	\$0	\$31,749	\$460	\$0	\$0	LASE
CLASSIFIED	AS-611	1	49%	100%	\$39,520	\$1,516	\$0	\$0	\$41,036	\$595	\$0	\$0	LASE
CLASSIFIED	MS-504	1	100%	100%	\$28,579	\$1,096	\$0	\$0	\$29,675	\$430	\$0	\$0	LASE
		138			\$5,909,725	\$220,976	\$0	\$0	\$6,130,701	\$88,892	\$5,389	\$776,240	

Position Categorization	Pay Scale Group	Employee Count	Employee Allocation	Employee FTE	Salary + Current Year CPG	Market Adjustment (PERF ADJ)	CPG	Work Week Adjustments	Total Requested Salaries	Medicare	Social Security	Medical	RT
CLASSIFIED	MS-505	1	100%	100%	\$29,827	\$0	\$0	\$0	\$29,827	\$432	\$1,849	\$0	SSO
CLASSIFIED	MS-504	1	100%	100%	\$26,458	\$0	\$0	\$0	\$26,458	\$384	\$1,640	\$0	SSO
CLASSIFIED	MS-509	1	100%	100%	\$56,160	\$0	\$0	\$0	\$56,160	\$814	\$3,482	\$0	SSO
CLASSIFIED	MS-511	1	100%	100%	\$60,320	\$0	\$0	\$0	\$60,320	\$875	\$3,740	\$0	SSO
CLASSIFIED	MS-504	1	100%	100%	\$26,458	\$0	\$0	\$0	\$26,458	\$384	\$1,640	\$8,368	SSO
CLASSIFIED	MS-505	1	100%	100%	\$28,059	\$0	\$0	\$0	\$28,059	\$407	\$1,740	\$0	SSO
CLASSIFIED	MS-519	1	100%	50%	\$37,440	\$0	\$0	\$0	\$37,440	\$543	\$2,321	\$8,368	SSO
CLASSIFIED	MS-505	1	100%	100%	\$27,248	\$0	\$0	\$0	\$27,248	\$395	\$1,689	\$0	SSO
CLASSIFIED	MS-511	1	100%	100%	\$60,320	\$0	\$0	\$0	\$60,320	\$875	\$3,740	\$8,368	SSO
CLASSIFIED	MS-505	1	100%	100%	\$31,866	\$0	\$0	\$0	\$31,866	\$462	\$1,976	\$8,368	SSO

Department: 03A - VETS Agency: 132 DVA - NORTHEAST LOUISIANA VETERANS HOME	STATE OF LOUISIANA Personnel Expenditure Planning Payroll Projection Report Detail Filled Positions by Program and Authorization	PEP – FILLED AUTH Fiscal Year 2025 - 2026 Report Date: 10/30/24
---	---	---

Benefit Plan	Retirement	Life Insurance	Other Pays	Emoluments	Total Requested Benefits	Total Requested Salaries and Benefits
	\$11,030	\$0	\$0	\$0	\$11,490	\$43,239
	\$9,191	\$0	\$0	\$0	\$9,575	\$36,032
	\$11,030	\$0	\$0	\$0	\$11,490	\$43,239
	\$15,754	\$0	\$0	\$0	\$25,962	\$99,201
	\$11,030	\$0	\$0	\$0	\$11,490	\$43,239
	\$14,256	\$0	\$0	\$0	\$14,851	\$55,887
	\$10,309	\$0	\$0	\$0	\$10,739	\$40,414
	\$2,064,300	\$4,790	\$572,581	\$0	\$3,512,192	\$9,642,893

Benefit Plan	Retirement	Life Insurance	Other Pays	Emoluments	Total Requested Benefits	Total Requested Salaries and Benefits
	\$0	\$0	\$4,280	\$0	\$6,561	\$36,388
	\$0	\$0	\$1,894	\$0	\$3,918	\$30,376
	\$0	\$0	\$1,000	\$0	\$5,296	\$61,456
	\$0	\$0	\$12,658	\$0	\$17,273	\$77,593
	\$0	\$0	\$679	\$0	\$11,071	\$37,529
	\$0	\$0	\$1,648	\$0	\$3,795	\$31,854
	\$0	\$62	\$1,556	\$0	\$12,850	\$50,290
	\$0	\$0	\$2,751	\$0	\$4,835	\$32,083
	\$0	\$0	\$2,857	\$0	\$15,840	\$76,160
	\$0	\$0	\$7,677	\$0	\$18,483	\$50,349

Department: 03A - VETS Agency: 132 DVA - NORTHEAST LOUISIANA VETERANS HOME	STATE OF LOUISIANA Personnel Expenditure Planning Payroll Projection Report Detail Filled Positions by Program and Authorization	PEP – FILLED AUTH Fiscal Year 2025 - 2026 Report Date: 10/30/24
---	---	---

Funds Center	Position Number	Position Description	Employee Number	Employee Description	Job Number	Job Description	Commitment Item	Position Authorization
1321012900	50625596	RN 2	00335780	PORSCHÉ HENDERSON	20112240	RN 2	5120010	NTO-WAE
1321012900	50531430	RN SUPERVISOR A	00342834	SARAH RUSSELL	20172630	RN SUPERVISOR A	5120010	NTO-WAE
1321012900	50526582	RN SUPERVISOR A	00343985	SHANNON BONNER	20172630	RN SUPERVISOR A	5120010	NTO-WAE
1321012700	50526586	NURSING ASST 2	00345452	PASSIONATE CALDWELL	20100400	NURSING ASST 2	5120010	NTO-WAE
1321012900	50526585	PRACTICAL NURSE-LIC 3	00354774	GRACE MCLAIN	20150020	PRACTICAL NURSE-LIC 3	5120010	NTO-WAE
1321012700	50544106	NURSING ASST 2	00359948	KELLY RICKS	20100400	NURSING ASST 2	5120010	NTO-WAE
1321012900	50531429	RN SUPERVISOR A	00362886	JEREMY MCLELAND	20172630	RN SUPERVISOR A	5120010	NTO-WAE
1321012900	50672462	PRACTICAL NURSE-LIC 3	00363185	BRENDA WILLIAMS	20150020	PRACTICAL NURSE-LIC 3	5120010	NTO-WAE
1321012900	50625600	RN 2	00364710	REGINA POSTELL HICKS	20112240	RN 2	5120010	NTO-WAE
1321012900	50665751	PRACTICAL NURSE-LIC 1	00365425	CAYLI CHRISTMAS	20150000	PRACTICAL NURSE-LIC 1	5120010	NTO-WAE
1321012700	50526587	NURSING ASST 2	00365609	KASEY JONES	20100400	NURSING ASST 2	5120010	NTO-WAE
								NTO-WAE

Department: 03A - VETS Agency: 132 DVA - NORTHEAST LOUISIANA VETERANS HOME	STATE OF LOUISIANA Personnel Expenditure Planning Payroll Projection Report Detail Filled Positions by Program and Authorization	PEP – FILLED AUTH Fiscal Year 2025 - 2026 Report Date: 10/30/24
---	---	---

Position Categorization	Pay Scale Group	Employee Count	Employee Allocation	Employee FTE	Salary + Current Year CPG	Market Adjustment (PERF ADJ)	CPG	Work Week Adjustments	Total Requested Salaries	Medicare	Social Security	Medical	RT
CLASSIFIED	MS-516	1	100%	50%	\$43,410	\$0	\$0	\$0	\$43,410	\$629	\$2,691	\$9,973	SSO
CLASSIFIED	MS-519	1	100%	100%	\$74,880	\$0	\$0	\$0	\$74,880	\$1,086	\$4,643	\$0	SSO
CLASSIFIED	MS-519	1	100%	50%	\$37,440	\$0	\$0	\$0	\$37,440	\$543	\$2,321	\$0	SSO
CLASSIFIED	MS-505	1	100%	100%	\$31,803	\$0	\$0	\$0	\$31,803	\$461	\$1,972	\$0	SSO
CLASSIFIED	MS-511	1	100%	100%	\$60,320	\$0	\$0	\$0	\$60,320	\$875	\$3,740	\$0	SSO
CLASSIFIED	MS-505	1	100%	100%	\$26,458	\$0	\$0	\$0	\$26,458	\$384	\$1,640	\$0	SSO
CLASSIFIED	MS-519	1	100%	100%	\$74,880	\$0	\$0	\$0	\$74,880	\$1,086	\$4,643	\$0	SSO
CLASSIFIED	MS-511	1	100%	100%	\$60,320	\$0	\$0	\$0	\$60,320	\$875	\$3,740	\$0	SSO
CLASSIFIED	MS-516	1	100%	100%	\$83,200	\$0	\$0	\$0	\$83,200	\$1,206	\$5,158	\$0	SSO
CLASSIFIED	MS-509	1	100%	100%	\$47,840	\$0	\$0	\$0	\$47,840	\$694	\$2,966	\$0	SSO
CLASSIFIED	MS-505	1	100%	100%	\$30,576	\$0	\$0	\$0	\$30,576	\$443	\$1,896	\$0	SSO
		21			\$955,283	\$0	\$0	\$0	\$955,283	\$13,853	\$59,227	\$43,445	
1321 Total:		159			\$6,865,008	\$220,976	\$0	\$0	\$7,085,984	\$102,745	\$64,616	\$819,685	

Department: 03A - VETS

Agency: 132 DVA - NORTHEAST LOUISIANA VETERANS HOME

STATE OF LOUISIANA
Personnel Expenditure Planning
Payroll Projection Report Detail
Filled Positions by Program and Authorization

PEP – FILLED AUTH
 Fiscal Year 2025 - 2026
 Report Date: 10/30/24

Benefit Plan	Retirement	Life Insurance	Other Pays	Emoluments	Total Requested Benefits	Total Requested Salaries and Benefits
C	\$0	\$0	\$1,501	\$0	\$14,794	\$58,204
C	\$0	\$0	\$8,969	\$0	\$14,698	\$89,578
C	\$0	\$0	\$1,752	\$0	\$4,616	\$42,056
C	\$0	\$0	\$4,366	\$0	\$6,799	\$38,602
C	\$0	\$0	\$6,684	\$0	\$11,299	\$71,619
C	\$0	\$0	\$1,351	\$0	\$3,375	\$29,833
C	\$0	\$0	\$444	\$0	\$6,173	\$81,053
C	\$0	\$0	\$1,233	\$0	\$5,848	\$66,168
C	\$0	\$0	\$0	\$0	\$6,364	\$89,564
C	\$0	\$0	\$0	\$0	\$3,660	\$51,500
C	\$0	\$0	\$0	\$0	\$2,339	\$32,915
	\$0	\$62	\$63,300	\$0	\$179,887	\$1,135,170
	\$2,064,300	\$4,852	\$635,881	\$0	\$3,692,079	\$10,778,063

Department: 03A - VETS Agency: 132 DVA - NORTHEAST LOUISIANA VETERANS HOME	STATE OF LOUISIANA Personnel Expenditure Planning Payroll Projection Report Detail Vacant Positions by Program and Authorization	PEP – VACANT AUTH Fiscal Year 2025 - 2026 Report Date: 10/30/24
---	---	---

1321 - Northeast Louisiana Veterans Home

Funds Center	Position Number	Position Description	Employee Number	Job Number	Job Description	Commitment Item	Position Authorization	Position Categorization	Pay Scale Group
1321011000	50649486	ADMIN COORDINATOR 2	Vacant	10168050	ADMIN COORDINATOR 2	5110010	TO	CLASSIFIED	AS-607
1321011200	165926	MAINTENANCE FOREMAN	Vacant	10129230	MAINTENANCE FOREMAN	5110010	TO	CLASSIFIED	WS-215
1321011300	165859	HUMAN RESOURCES SPECIALIST	Vacant	10170960	HUMAN RESOURCES SPECIALIST	5110010	TO	CLASSIFIED	AS-617
1321012100	166245	THERAPEUTIC REC SPEC2	Vacant	10153270	THERAPEUTIC REC SPEC 2	5110010	TO	CLASSIFIED	SS-410
1321012200	165890	REGIST DIET/NUTR SVCS DIR	Vacant	10123290	REG DIETITIAN-NUTR SVC DR	5110010	TO	CLASSIFIED	MS-517
1321012200	165894	FOOD SERVICE SPEC 3	Vacant	10160930	FOOD SERVICE SPEC 3	5110010	TO	CLASSIFIED	WS-205
1321012700	166268	NURSING ASST 2	Vacant	10100400	NURSING ASST 2	5110010	TO	CLASSIFIED	MS-505
1321012700	166269	NURSING ASST 2	Vacant	10100400	NURSING ASST 2	5110010	TO	CLASSIFIED	MS-505
1321012700	166274	NURSING ASST 2	Vacant	10100400	NURSING ASST 2	5110010	TO	CLASSIFIED	MS-505
1321012700	166278	NURSING ASST 2	Vacant	10100400	NURSING ASST 2	5110010	TO	CLASSIFIED	MS-505
1321012700	166285	PSYCHIATRIC AIDE SUPV 2	Vacant	10100480	PSYCHIATRIC AIDE SUPV 2	5110010	TO	CLASSIFIED	SS-408
1321012700	166344	PSYCH AIDE SUPERVISOR 2	Vacant	10100480	PSYCHIATRIC AIDE SUPV 2	5110010	TO	CLASSIFIED	SS-408
1321012700	189528	NURSING ASST 2	Vacant	10100400	NURSING ASST 2	5110010	TO	CLASSIFIED	MS-505
1321012700	50385878	NURSING ASST 2	Vacant	10100400	NURSING ASST 2	5110010	TO	CLASSIFIED	MS-505
1321012700	50408382	PSYCH AIDE SUPERVISOR 1	Vacant	10100500	PSYCHIATRIC AIDE SUPV 1	5110010	TO	CLASSIFIED	SS-406
1321012900	166256	PRACT NURSE/LICENSED, 3	Vacant	10150020	PRACTICAL NURSE-LIC 3	5110010	TO	CLASSIFIED	MS-511
1321012900	166300	PRACT NURSE/LICENSED, 1	Vacant	10150000	PRACTICAL NURSE-LIC 1	5110010	TO	CLASSIFIED	MS-509
1321012900	189763	RN/SUPV A	Vacant	10172630	RN SUPERVISOR A	5110010	TO	CLASSIFIED	MS-519
1321012900	50370586	PR NURSE LIC 3	Vacant	10150020	PRACTICAL NURSE-LIC 3	5110010	TO	CLASSIFIED	MS-511
1321012900	50668963	RN 1	Vacant	10112220	RN 1	5110010	TO	CLASSIFIED	MS-515
1321 Total:									

Department: 03A - VETS

Agency: 132 DVA - NORTHEAST LOUISIANA VETERANS HOME

STATE OF LOUISIANA
Personnel Expenditure Planning
Payroll Projection Report Detail
Vacant Positions by Program and Authorization

PEP – VACANT AUTH

Fiscal Year 2025 - 2026

Report Date: 10/30/24

Employee Count	Employee Allocation	Salary	Total Requested Salaries	Medicare	Life Insurance	Medical	RT Benefit Plan	Retirement	Total Requested Benefits	Total Requested Salaries and Benefits
1	100%	\$33,342	\$33,342	\$483	\$300	\$14,638	LAS5	\$11,583	\$27,004	\$60,346
1	100%	\$70,169	\$70,169	\$1,017	\$300	\$14,638	LAS5	\$24,377	\$40,332	\$110,501
1	100%	\$69,368	\$69,368	\$1,006	\$300	\$14,638	LAS5	\$24,098	\$40,042	\$109,410
1	100%	\$46,758	\$46,758	\$678	\$300	\$14,638	LAS5	\$16,244	\$31,860	\$78,618
1	100%	\$80,351	\$80,351	\$1,165	\$300	\$14,638	LAS5	\$27,914	\$44,017	\$124,368
1	100%	\$35,672	\$35,672	\$517	\$300	\$14,638	LAS5	\$12,393	\$27,848	\$63,520
1	100%	\$35,672	\$35,672	\$517	\$300	\$14,638	LAS5	\$12,393	\$27,848	\$63,520
1	100%	\$35,672	\$35,672	\$517	\$300	\$14,638	LAS5	\$12,393	\$27,848	\$63,520
1	100%	\$35,672	\$35,672	\$517	\$300	\$14,638	LAS5	\$12,393	\$27,848	\$63,520
1	100%	\$35,672	\$35,672	\$517	\$300	\$14,638	LAS5	\$12,393	\$27,848	\$63,520
1	100%	\$40,841	\$40,841	\$592	\$300	\$14,638	LAS5	\$14,188	\$29,718	\$70,559
1	100%	\$40,841	\$40,841	\$592	\$300	\$14,638	LAS5	\$14,188	\$29,718	\$70,559
1	100%	\$35,672	\$35,672	\$517	\$300	\$14,638	LAS5	\$12,393	\$27,848	\$63,520
1	100%	\$35,672	\$35,672	\$517	\$300	\$14,638	LAS5	\$12,393	\$27,848	\$63,520
1	100%	\$35,672	\$35,672	\$517	\$300	\$14,638	LAS5	\$12,393	\$27,848	\$63,520
1	100%	\$53,518	\$53,518	\$776	\$300	\$14,638	LAS5	\$18,592	\$34,306	\$87,824
1	100%	\$46,758	\$46,758	\$678	\$300	\$14,638	LAS5	\$16,244	\$31,860	\$78,618
1	100%	\$91,998	\$91,998	\$1,334	\$300	\$14,638	LAS5	\$31,960	\$48,232	\$140,230
1	100%	\$53,518	\$53,518	\$776	\$300	\$14,638	LAS5	\$18,592	\$34,306	\$87,824
1	100%	\$70,169	\$70,169	\$1,017	\$300	\$14,638	LAS5	\$24,377	\$40,332	\$110,501
20		\$983,007	\$983,007	\$14,250	\$6,000	\$292,760		\$341,501	\$654,511	\$1,637,518

Department: 03A - VETS

Agency: 132 DVA - NORTHEAST LOUISIANA VETERANS HOME

STATE OF LOUISIANA
Personnel Expenditure Planning
Payroll Projection Report Detail
Vacant Positions by Program and Authorization

PEP – VACANT AUTH

Fiscal Year 2025 - 2026

Report Date: 10/30/24

Department: 03A - VETS

Agency: 132 DVA - NORTHEAST LOUISIANA VETERANS HOME

STATE OF LOUISIANA
Personnel Expenditure Planning
Payroll Projection Report Detail
Vacant Positions by Program and Authorization

PEP – VACANT AUTH

Fiscal Year 2025 - 2026

Report Date: 10/30/24

Quick Tips & Statistics	
Quick Tips:	New report
Other HELP:	WebIntelligence Navigation Guide Submit a Web Help Ticket
Statistics:	03) PEP - Payroll Projection Detail
Last Refresh Date :	10/30/2024 4:01:40 PM
Prompt Values :	*** Query Name:PEP Query *** Funds Center (Optional)132 DVA - NORTHEAST LOUISIANA VETERANS HOME
Input Controls / Report Filter Values by Tab :	<p>*** Filter on Report PEP_Det_Filled ***</p> <p>Global Report Filters: Employee Not In List { [NULL_VALUE], Not assigned } Filter on Section Funds Center - Program (Key): Funds Center - Program (Key) Not In List { [NULL_VALUE], # } Filter on Block Block 1: Employee - Employment Status (Key) In List { 3 }</p> <p>*** Filter on Report PEP_Det_Vacant ***</p> <p>Global Report Filters: (Employee In List { [NULL_VALUE], Not assigned }) AND (Job - Position Auth (Text) Not In List { STDNT }) Filter on Section Funds Center - Program (Key): Funds Center - Program (Key) Not In List { [NULL_VALUE], # } Filter on Block Block 1: Job - Position Auth (Text) In List { TO, OTHR }</p> <p>*** Filter on Report PEP_Filled_by_Auth ***</p> <p>Global Report Filters: Employee Not In List { [NULL_VALUE], Not assigned } Filter on Section Funds Center - Program (Key): Funds Center - Program (Key) Not In List { [NULL_VALUE], # } Filter on Block Main TO: (Employee - Employment Status (Key) In List { 3 }) AND (v_Position_Auth In List { NTO, NTO-WAE, STDNT, TO, OTHR })</p> <p>*** Filter on Report PEP_Vacant_by_Auth ***</p> <p>Global Report Filters: Employee In List { [NULL_VALUE], Not assigned } Filter on Section Funds Center - Program (Key): Funds Center - Program (Key) Not In List { [NULL_VALUE], # } Filter on Block Main TO: Job - Position Auth (Text) In List { TO, OTHR }</p>

Quick Tips & Statistics	
	<p>*** Filter on Report Quick Tips & Stats ***</p> <p>No Filter on Quick Tips & Stats</p>
General Query Information :	<p>*** Query Name:PEP Query ***</p> <p>** Query Properties: Universe:ZSBP_M03_PEP_DATA_Q0001 Last Refresh Date:10/30/24 4:01 PM Last Execution Duration: 6 Number of rows: 1,045 Refreshable: ON Retrieve Duplicate Rows: ON Retrieve Empty Rows: OFF Max Retrieval Time (s): / Max Rows Retrieved: / Query Stripping: ON</p> <p>** Query Definition: Result Objects: InfoProvider, Job - Commitment item (Key), Fund - Key, Employee - Cap.Utilization Lvl (Key), Job - Long Text, Employee - Employment Status (Key), Employee - Status (Key), Employee - Benefit Plan (Key), Benefit Plan - Key (Not Compounded), Projection ID - Text, Projection ID - Key, Funds Center - OPB Dept (Key), Funds Center - OPB Dept (Text), Budget Year - Key (Not Compounded), Pay Scale Group, Pay Scale Group - Key (Not Compounded), Salary %, Employee - Pay Scale Group (Key), Employee - Pay Scale Group (Text), Job - Position Cat (Text), Job - Position Cat (Key), Job - Position Auth (Text), Job - Position Auth (Key), Job, Employee - Key, Employee - Text, Employee - [/PBFBI/EMPLOYEE/PBFBI/JOB] Job (Key), Position - Medium Text, Funds Center - Key (Not Compounded), Funds Center - Key, Funds Center - Text, Funds Center, Position - Key, Position, Funds Center - Program (Key), Funds Center - Program (Text), Employee, Employee - Personnel Subarea (Text), Employee - Long Text, Benefit Area, Benefit Area - Key, Benefit Plan, Benefit Plan - Key (Partially Compounded), Benefit Plan - Medium Text, Commitment item - Key (Not Compounded), Commitment item - Text, Commitment item, Fund - Key (Not Compounded), Fund - Text, Fund, Fiscal year/period - Key (Not Compounded), Job - Key, Job - Text, Report FTE, Amnt in FM area crcy, Emoluments, Other Pays, Life Insurance</p>

Quick Tips & Statistics

Report Name :	03) PEP - Payroll Projection Detail
Tab Name :	Quick Tips & Stats
Last Refresh Date :	10/30/24
Prompt Values :	*** Query Name:PEP Query *** Funds Center (Optional)132 DVA - NORTHEAST LOUISIANA VETERANS HOME
Input Control / Report Filter Values :	*** Filter on Report Quick Tips & Stats *** No Filter on Quick Tips & Stats



This page has been intentionally left blank



This page has been intentionally left blank

