

# Agency Budget Request

FISCAL YEAR 2025–2026



Elected Officials

165 — Commissioner of Insurance



This page has been intentionally left blank

<b>Signature Page .....</b>	<b>1</b>
<b>Operational Plan .....</b>	<b>3</b>
<b>Budget Request Overview .....</b>	<b>37</b>
Agency Summary Statement .....	38
Total Agency .....	38
Program Summary Statement .....	46
1651 - Administrative/Fiscal .....	46
1652 - Market Compliance .....	54
Source of Funding Summary .....	61
Agency Overview .....	61
Source of Funding Detail .....	62
Statutory Dedications .....	62
Federal Funds .....	66
Fees & Self-generated .....	68
Expenditures by Means of Financing .....	80
Existing Operating Budget .....	80
Total Request .....	82
Revenue Collections/Income .....	84
Fees & Self-generated .....	84
Statutory Dedications .....	89
Federal Funds .....	90
Justification of Differences .....	91
Schedule of Requested Expenditures .....	94
1651 - Administrative/Fiscal .....	94
1652 - Market Compliance .....	99
<b>Continuation Budget Adjustments .....</b>	<b>103</b>
Agency Summary Statement .....	104
Total Agency .....	104
Continuation Budget Adjustments - Summarized .....	107
Program Summary Statement .....	126
1651 - Administrative/Fiscal .....	126

1652 - Market Compliance .....	129
Continuation Budget Adjustments - by Program .....	132
Form 37214 — NR - Acquisitions and Major Repairs .....	132
Form 37216 — Inflation Factor .....	134
Form 39700 — 165 Personal Services Base Adjustments .....	138
Form 39705 — 165 Retirement Adjustment for Employees Ending DROP .....	141
Form 39706 — 165 Promotion/Vacancy After PEP .....	144
Form 39707 — 165 CPGs Not Included on PEP .....	147
Form 39708 — 165 Unclassified Vacancies Adjustment .....	150
Form 39291 — 165 IAT-Printing Increase .....	152
Form 39293 — 165 Travel Increase .....	155
Form 39298 — 165 Supplies Increase .....	160
Form 39305 — 165 Legislative Auditor Increase .....	163
Form 39307 — 165 Professional Services Increase .....	167
Form 39314 — 165 Replacement Acquisitions .....	173
Form 39324 — 165 Operating Services increase .....	176
Form 39326 — 165 Unclassified Increases .....	181
Form 39335 — 165 SHIP Reduction - Federal Grant .....	185
Form 39709 — 165 Positions Increase .....	188
Form 39974 — 165 Fraud Increase .....	192
Form 39982 — 165 Fraud MOF Switch .....	199
<b>Technical and Other Adjustments .....</b>	<b>203</b>
Agency Summary Statement .....	204
Total Agency .....	204
Program Breakout .....	205
Program Summary Statement .....	206
1651 - Administrative/Fiscal .....	206
1652 - Market Compliance .....	207
<b>New or Expanded Requests .....</b>	<b>209</b>
Agency Summary Statement .....	210
Total Agency .....	210
Program Summary Statement .....	212
1651 - Administrative/Fiscal .....	212
1652 - Market Compliance .....	214

**Total Request Summary ..... 217**

Agency Summary Statement ..... 218

    Total Agency ..... 218

Program Summary Statement ..... 221

    1651 - Administrative/Fiscal ..... 221

    1652 - Market Compliance ..... 224

**Addenda ..... 227**

Interagency Transfers ..... 228

Information Technology ..... 237

General Addenda ..... 240





# Signature Page

BUDGET REQUEST

Fiscal Year Ending June 30,2026

NAME OF DEPARTMENT / AGENCY: Department of Insurance      PHYSICAL ADDRESS: 1702 N. Third Street  
BUDGET UNIT: Commissioner of Insurance      Baton Rouge, LA  
SCHEDULE NUMBER: 04-165      ZIP CODE: 70804-9214  
TELEPHONE NUMBER: (225) 342-5423      WEB ADDRESS: www.lidi.la.gov

WE HEREBY CERTIFY THAT THE STATEMENTS AND FIGURES ON THE ACCOMPANYING FORMS ARE TRUE AND CORRECT TO THE BEST OF OUR KNOWLEDGE.

<p>HEAD OF DEPARTMENT: <u></u> PRINTED NAME/TITLE: <u>Timothy J. Temple</u> DATE: <u>NOVEMBER 1, 2024</u> EMAIL ADDRESS: <u>Tim.Temple@ldi.la.gov</u></p>	<p>HEAD OF BUDGET UNIT: <u></u> PRINTED NAME/TITLE: <u>Christopher C. Cerniauskas/Chief of Staff</u> DATE: <u>November 1, 2024</u> EMAIL ADDRESS: <u>chris.cerniauskas@ldi.la.gov</u></p>
<p>PROGRAM CONTACT PERSON: <u>Christopher C. Cerniauskas</u> TITLE: <u>Chief of Staff/Deputy Commissioner of Mgmt &amp; Finance</u> TELEPHONE NUMBER: <u>(225) 342-9202</u> EMAIL ADDRESS: <u>chris.cerniauskas@ldi.la.gov</u></p>	<p>FINANCIAL CONTACT PERSON: <u>Lance. L. Herrin</u> TITLE: <u>Assistant Deputy Commissioner of Mgmt &amp; Finance</u> TELEPHONE NUMBER: <u>(225) 342-3918</u> EMAIL ADDRESS: <u>lance.herrin@ldi.la.gov</u></p>



# Operational Plan

**STATE OF LOUISIANA**  
**Operational Plan Form**  
**Department Goals**

**DEPARTMENT NUMBER AND NAME: DOI - DOI**

**DEPARTMENT MISSION:**

The mission of the Department of Insurance is to enforce the insurance laws and regulations of the state impartially, honestly and expeditiously. To this end, the highest ethical, professional and work quality standards will be exercised in all formal and informal relationships with individuals, agencies and companies affected by the policies and actions of the Department. It is the Department's commitment to be the best insurance regulatory agency in the United States.

**DEPARTMENT GOALS:**

**STATE OF LOUISIANA**  
**Operational Plan Form**  
**Agency Goals**

**AGENCY NUMBER AND NAME: 165 - Commissioner of Insurance**

**AGENCY MISSION:**

The mission of the Department of Insurance is to enforce the insurance laws and regulations of the state impartially, honestly and expeditiously. To this end, the highest ethical, professional and work quality standards will be exercised in all formal and informal relationships with individuals, agencies and companies affected by the policies and actions of the Department. It is the Department's commitment to be the best insurance regulatory agency in the United States.

**AGENCY GOALS:**

Regulate the insurance industry in the state (licensing of producers, insurance adjusters, public adjusters and insurers); serve as advocate for the state's insurance consumers by enforcing existing laws fairly and consistently and by proposing new laws as necessary.

Provide necessary administrative and operational support to the entire department, attract insurers to the state in order to promote a more competitive market, work to stabilize the property insurance market and provide outreach and consumer assistance.

**STATEMENT OF AGENCY STRATEGY FOR DEVELOPMENT OF HUMAN RESOURCE POLICIES THAT ARE HELPFUL AND BENEFICIAL TO WOMEN AND FAMILIES:**

The LDI maintains flexible work hours, permitting full time employees to select a supervisor-approved schedule that may begin as early as 7:00 a.m. or end as late as 5:30 p.m. The LDI also permits a 4-day work week of 10½-hour days, or a 4½-day work week, with supervisor and Appointing Authority approval. LDI Policy Memorandum 10 adopts the availability of part-time employment, in accordance with Civil Service Rule 11.2. Additionally, the agency complies with and supports the Family and Medical Leave Act.

Overall, the department believes that when forms of insurance are both available and affordable to the state's citizens, all individuals and business and industry in the state benefit.

**STATE OF LOUISIANA**  
**Operational Plan Form**  
**Program Goals**

**PROGRAM NUMBER AND NAME: 1651 - Administrative/Fiscal**

**PROGRAM AUTHORIZATION:**

La. Const. Art. IV, § 11; La. R.S. 36:681-696; La. R.S. 22:2-3; La. R.S. 22:31-33; La. R.S. 22:41; La. R.S. 22:1071; La. R.S. 22:1476; La. R.S. 9:2800.7; La. R.S. 22:2291-2347; La. R.S. 40:1428; and 42 USC 1395b-4.

**PROGRAM MISSION:**

The mission of the Department of Insurance is to enforce the insurance laws and regulations of the state impartially, honestly and expeditiously. To this end, the highest ethical, professional and work quality standards will be exercised in all formal and informal relationships with individuals, agencies and companies affected by the policies and actions of the Department. It is the Department's commitment to be the best insurance regulatory agency in the United States.

**PROGRAM GOALS:**

Provide necessary administrative and operational support to the entire department, attract insurers to the state in order to promote a more competitive market, work to stabilize the property insurance market and provide outreach and consumer assistance.

**PROGRAM ACTIVITY:**

Office of the Commissioner: Internal Audit, Public Affairs, and Consumer Advocacy and Diversity, which includes the Senior Health Insurance Information Program and Office of Policy, Innovation and Research

Office of Management and Finance: Fiscal Affairs; Revenue Services; Information Technology; Human Resources (No indicator set); Administrative Services (No indicator set); Budget (No indicator set); Budget/Purchasing (No indicator set); and Strategic and Operational Planning (No indicator set).

**STATE OF LOUISIANA**  
**Operational Plan Form**  
**Program Goals**

**PROGRAM NUMBER AND NAME: 1652 - Market Compliance**

**PROGRAM AUTHORIZATION:**

La. Const. Art. IV, § 11; La. R.S. 36:681-696; Louisiana Insurance Code (Title 22); La. R.S. 40:1424; La. R.S. 23:1191-1200.5; and La. R.S. 33:1341-1350.2, and 42USC 1395b-4, La. R.S. 22:972.

**PROGRAM MISSION:**

The mission of the Louisiana Department of Insurance is to regulate the insurance industry in the state (licensing of producers, insurance adjusters, public adjusters and insurers), and to serve as advocate for the state's insurance consumers.

**PROGRAM GOALS:**

The goals for the Market Compliance Program are the same as the department-wide goal: Regulate the insurance industry in the state (licensing of producers, insurance adjusters, public adjusters and insurers); serve as advocate for the state's insurance consumers by enforcing existing laws fairly and consistently and by proposing new laws as necessary.

**PROGRAM ACTIVITY:**

# STATE OF LOUISIANA

## Operational Plan Form

### Program Goals

#### PROGRAM NUMBER AND NAME: 1652 - Market Compliance

Office of Licensing - Consists of Producer Licensing Division, Company Licensing Division, Licensing Call Center and Statutory Deposits. Producer Licensing Division maintains license and records of all producers, surplus lines brokers and adjusters to determine their qualification to conduct business in accordance with Louisiana laws. Company Licensing Division oversees the licensing of foreign and domestic insurance companies, third party administrators, dental referral plans, health maintenance organizations, risk purchasing groups, risk retention groups, vehicle mechanical breakdown insurers and viatical settlement brokers and providers, and discount medical plans, utilization review organizations and independent review organizations. The Licensing call center receives all incoming producer licensing calls and provides information as needed by the consumer. Statutory Deposits receives, reviews and maintains various types of deposits required by the Insurance Code in order for a company to comply with its licensing standards.

Office of Health, Life and Annuity - Consolidates the regulation of state and federal requirements applicable to commercial and government-operated health benefit plans. Provides protection to Louisiana consumers; assures continued viability of health, life, annuity and viatical settlement plans. The Office of Health, Life and Annuity consists of three regulatory divisions (Health Forms, Life and Annuity and premium rate review) and an advisory commission, the Louisiana Health Care Commission. The Health Forms Division, reviews and approves/disapproves contract/policy forms, advertising and, where authorized, rates. The staff reviews all filings for compliance with applicable statutes, rules and regulations and implements approvals made by the Interstate Insurance Product Regulation Compact. Life and Annuity and Long Term Care Division reviews and approves/disapproves contract/policy forms, rates for long-term care and acknowledges advertising where authorized. The staff reviews all filings for compliance with applicable statutes, rules and regulations for life insurance, annuities, long-term care insurance and viatical settlement products and implements approvals made by the Interstate Compact Product Regulation Compact. Premium Rate Review Performs review of health premium rates for small group or individual market. The review involves an actuarial process to determine if the premium rate increases are in compliance with state and federal law.

Office of Financial Solvency - Analyzes and examines the financial condition of all insurers approved to conduct the business of insurance in Louisiana. The type of regulated insurer varies and includes Louisiana domiciled (domestic), out of state (foreign) and out of country (alien) insurers. These companies may operate as life, health, property and casualty, health maintenance organizations, surplus lines, self-insurance funds (primarily workers' compensation insurance), and vehicle mechanical breakdown companies. The Office of Financial Solvency plans, coordinates and administers the rehabilitation and liquidation of insolvent insurers pursuant to Part XVI and other applicable statutes contained in the Louisiana Insurance Code and under the supervision of the 19th Judicial District Court of Louisiana.

Office of Property and Casualty -Regulates insurance matters relative to the lines of coverage that are considered property and casualty lines. OPC consists of two regulatory divisions and an advisory commission. Insurance Policy Forms Division reviews, approves and/or disapproves contract forms submitted by insurers. The forms are reviewed by Division staff for compliance with applicable statutes, rules and regulations. Insurance Rating Division reviews, approves and/or disapproves all manual rates and rules that are submitted to the Commissioner of Insurance for approval. By statute, the rates submitted by insurers are reviewed by the Division and staff actuaries to ensure that rates are not excessive, inadequate or unfairly discriminatory. The rates and rules submitted for review must be approved by the Commissioner of Insurance prior to implementation by an insurer.

Division of Legal Services - Acts as the legal counsel and enforcement arm of the Department. Its functions include drafting regulations, directives, bulletins and advisory letters; preparing and monitoring legislation; representing the Department in litigation before federal, state courts, and the Division of Administrative Law; enforcing insurance regulatory laws in administrative hearings; and assisting Department staff by providing legal advice on policy forms and any other insurance related matters. It also serves as a liaison between the Department and other federal, state and local government departments, agencies and commissions as well as insurance companies, producers and consumers.

Division of Insurance Fraud - Investigates all instances of alleged or suspected fraud committed by or upon insurance producers, brokers and companies. The Division of Insurance Fraud assists local, state and federal authorities in fraud investigations, as necessary, and cooperates with industry associations and organizations in the investigation and prevention of fraud. The Enforcement section coordinates and records the civil or regulatory actions and fines of the department to ensure that departmental rules and regulations, state corporate laws and the laws contained in the Louisiana Insurance Code are followed.

Office of Consumer Services - Consists of Market Conduct and Consumer Complaints. Market Conduct Performs market conduct examinations and analysis of insurers and examinations of producers to assure that policyholders, claimants and beneficiaries are being treated fairly and in line with laws, rules and regulations. The Consumer Complaints monitors all the marketing, customer service and claims handling practices of health, property and casualty, and life and annuity insurance issuers and producers conducting business in the state of Louisiana. Additionally, this Division provides information, advice and assistance to consumers and industry representatives by responding to inquiries, making public presentations and supplying pamphlets and brochures to interested parties.

**STATE OF LOUISIANA**  
**Operational Plan Form**  
**Program Goals**

**PROGRAM NUMBER AND NAME: 1652 - Market Compliance**

**STATE OF LOUISIANA**  
**Operational Plan Form**  
**Activities/Objectives - Performance Indicators**

DEPARTMENT ID: 04 - INSU

AGENCY ID: 165 - Commissioner of Insurance

PROGRAM ID: 1651 - Administrative/Fiscal

PM OBJECTIVE: 1651-01 - Through the Office of the Commissioner, to retain accreditation by the National Association of Insurance Commissioners (NAIC).

Children's Budget Link: N/A

Human Resource Policies Beneficial to Women and Families Link: N/A

Other Links (TANF, Tobacco Settlement, Workforce Development Commission, or Other): N/A

Explanatory Notes:

Performance Indicator	Level	Performance Indicator Name	Unit	Performance Indicator Values						
				Year End Performance Standard 2023 - 2024	Actual Year End Performance 2023 - 2024	Performance Standard as Initially Appropriated 2024 - 2025	Existing Performance Standard 2024 - 2025	Performance at Continuation Budget Level 2025 - 2026	Performance at Executive Budget Level 2025 - 2026	Performance Standard as Initially Appropriated 2025 - 2026
6389	K	Percentage of NAIC accreditation retained	P	100	100	100	100	100	0	0

Performance Indicator	Level	Performance Indicator Name	Unit	General Performance Information				
				Performance Indicator Values				
				Prior Year Actual FY2019 - 2020	Prior Year Actual FY2020 - 2021	Prior Year Actual FY2021 - 2022	Prior Year Actual FY2022 - 2023	Prior Year Actual FY2023 - 2024
25961	G	Total number of non-risk bearing companies licensed and approved	N	793	820	827	845	841
911	G	Total number of risk bearing companies licensed and approved	N	1,771	1,791	1,822	1,878	1,913
912	G	Number of licensed domestic insurers	N	104	101	103	101	103
913	G	Number of licensed foreign/alien insurance companies	N	1,539	1,348	1,584	1,632	1,662



**STATE OF LOUISIANA**  
**Operational Plan Form**  
**Activities/Objectives - Performance Indicators**

DEPARTMENT ID: 04 - INSU

AGENCY ID: 165 - Commissioner of Insurance

PROGRAM ID: 1651 - Administrative/Fiscal

PM OBJECTIVE: 1651-02 - Through the Internal Audit Division, to identify the adequacy or weaknesses of the department's internal control processes by performing scheduled internal audits and to assure that there are no repeat findings in the legislative auditor's report.

Children's Budget Link: N/A

Human Resource Policies Beneficial to Women and Families Link: N/A

Other Links (TANF, Tobacco Settlement, Workforce Development Commission, or Other): N/A

Explanatory Notes:

Performance Indicator	Level	Performance Indicator Name	Unit	Performance Indicator Values						
				Year End Performance Standard 2023 - 2024	Actual Year End Performance 2023 - 2024	Performance Standard as Initially Appropriated 2024 - 2025	Existing Performance Standard 2024 - 2025	Performance at Continuation Budget Level 2025 - 2026	Performance at Executive Budget Level 2025 - 2026	Performance Standard as Initially Appropriated 2025 - 2026
26377	S	Percentage of audit plan completed	P	85	90	85	85	90	0	0
26378	S	Percentage of recommendations implemented	P	95	100	95	95	100	0	0

Performance Indicator	Level	Performance Indicator Name	Unit	General Performance Information				
				Performance Indicator Values				
				Prior Year Actual FY2019 - 2020	Prior Year Actual FY2020 - 2021	Prior Year Actual FY2021 - 2022	Prior Year Actual FY2022 - 2023	Prior Year Actual FY2023 - 2024
6393	G	Number of internal audits performed	N	6	6	10	9	9
6394	G	Number of internal audit recommendations accepted	N	56	40	19	21	15
6395	G	Number of repeat findings in the legislative auditor's report	N	0	0	0	0	0
887	G	Number of repeat internal audit findings	N	4	3	1	1	0

**STATE OF LOUISIANA**  
**Operational Plan Form**  
**Activities/Objectives - Performance Indicators**

DEPARTMENT ID: 04 - INSU

AGENCY ID: 165 - Commissioner of Insurance

PROGRAM ID: 1651 - Administrative/Fiscal

**PM OBJECTIVE: 1651-03 - Through the Office of the Consumer Advocacy and Diversity, to receive consumer inquiries and complaints, to provide insurance information, both basic and developing topics, and to ensure the LDI provides consumers the highest quality service.**

Children's Budget Link:

Human Resource Policies Beneficial to Women and Families Link:

Other Links (TANF, Tobacco Settlement, Workforce Development Commission, or Other):

Explanatory Notes:

Performance Indicator	Level	Performance Indicator Name	Unit	Performance Indicator Values						
				Year End Performance Standard 2023 - 2024	Actual Year End Performance 2023 - 2024	Performance Standard as Initially Appropriated 2024 - 2025	Existing Performance Standard 2024 - 2025	Performance at Continuation Budget Level 2025 - 2026	Performance at Executive Budget Level 2025 - 2026	Performance Standard as Initially Appropriated 2025 - 2026
22838	K	Number of community based presentations	N	60	113	60	60	60	0	0
25337	K	Number of files from other divisions audited	N	360	411	360	360	360	0	0
25338	K	Percentage of complaint files referred for additional regulatory review, as a result of audit	P	2	0	2	2	2	0	0
25339	K	Percentage of complaint files leading to additional staff training, as a result of audit	P	10	2	10	10	10	0	0
Performance Indicator	Level	Performance Indicator Name	Unit	General Performance Information						
				Performance Indicator Values						
				Prior Year Actual FY2019 - 2020	Prior Year Actual FY2020 - 2021	Prior Year Actual FY2021 - 2022	Prior Year Actual FY2022 - 2023	Prior Year Actual FY2023 - 2024		
22839	G	Number of inquiries received	N	0	93	217	409	777		
22842	G	Number of public information packets distributed to consumers	N	12,845	1,064	8	5,027	21,844		
25340	G	Percentage of LDI complaint files audited	P	11	11	10	10	10		
26332	G	Number of consumers assisted by the Office of Consumer Advocacy and Diversity division	N	9,469	5,750	2,365	7,858	29,453		

**STATE OF LOUISIANA**  
**Operational Plan Form**  
**Activities/Objectives - Performance Indicators**

DEPARTMENT ID: 04 - INSU

AGENCY ID: 165 - Commissioner of Insurance

PROGRAM ID: 1651 - Administrative/Fiscal

PM OBJECTIVE: 1651-04 - Through the Division of Diversity and Opportunity, within the Office of Consumer Advocacy and Diversity, to foster awareness of opportunities in the insurance industry and of the skill, training and education necessary to prepare for employment with insurers, appointment as producers, and as service providers of insurers.

Children's Budget Link: N/A

Human Resource Policies Beneficial to Women and Families Link: N/A

Other Links (TANF, Tobacco Settlement, Workforce Development Commission, or Other): N/A

Explanatory Notes:

Performance Indicator	Level	Performance Indicator Name	Unit	Performance Indicator Values						
				Year End Performance Standard 2023 - 2024	Actual Year End Performance 2023 - 2024	Performance Standard as Initially Appropriated 2024 - 2025	Existing Performance Standard 2024 - 2025	Performance at Continuation Budget Level 2025 - 2026	Performance at Executive Budget Level 2025 - 2026	Performance Standard as Initially Appropriated 2025 - 2026
24326	S	Number of educational seminars provided by the Division of Diversity and Opportunity	N	5	8	5	5	5	0	0
Performance Indicator	Level	Performance Indicator Name	Unit	General Performance Information						
				Performance Indicator Values					Prior Year Actual FY2022 - 2023	Prior Year Actual FY2023 - 2024
				Prior Year Actual FY2019 - 2020	Prior Year Actual FY2020 - 2021	Prior Year Actual FY2021 - 2022				
13793	G	Number of persons attending educational or training seminars	N	933	1,218	1,541	832	919		
25029	G	Number of minorities receiving services through LDI for training or individual telephone or email assistance to help obtain employment in the insurance industry or related service companies	N	55	44	72	44	72		
25162	G	Number of workshops the Division of Diversity and Opportunity participated in via invitations	N	31	34	36	31	31		

**STATE OF LOUISIANA**  
**Operational Plan Form**  
**Activities/Objectives - Performance Indicators**

DEPARTMENT ID: 04 - INSU

AGENCY ID: 165 - Commissioner of Insurance

PROGRAM ID: 1651 - Administrative/Fiscal

PM OBJECTIVE: 1651-05 - Through the Senior Health Insurance Information Program (SHIIP), to assist senior citizens and others eligible for Medicare with awareness of health insurance programs available to them.

Children's Budget Link:

Human Resource Policies Beneficial to Women and Families Link:

Other Links (TANF, Tobacco Settlement, Workforce Development Commission, or Other):

Explanatory Notes:

Performance Indicator	Level	Performance Indicator Name	Unit	Performance Indicator Values						
				Year End Performance Standard 2023 - 2024	Actual Year End Performance 2023 - 2024	Performance Standard as Initially Appropriated 2024 - 2025	Existing Performance Standard 2024 - 2025	Performance at Continuation Budget Level 2025 - 2026	Performance at Executive Budget Level 2025 - 2026	Performance Standard as Initially Appropriated 2025 - 2026
25344	S	Total counseling hours provided (CMS PM8)	N	33,000	5,513	20,000	20,000	10,000	0	0
25345	S	Total number of active SHIIP counselors	N	60	33	50	50	25	0	0
25346	K	Number of client contacts in-person, office, telephone call durations, and contacts by email, postal, or fax (CMS PM1)	N	53,500	19,248	53,500	53,500	20,500	0	0
996	K	Total persons reached through presentations and/or booths and exhibits. (CMS PM2)	N	30,000	25,126	30,000	30,000	15,500	0	0
999	K	Number of senior health group presentations, health fairs, and training provided	N	375	323	375	375	375	0	0

Performance Indicator	Level	Performance Indicator Name	Unit	General Performance Information				
				Performance Indicator Values				
				Prior Year Actual FY2019 - 2020	Prior Year Actual FY2020 - 2021	Prior Year Actual FY2021 - 2022	Prior Year Actual FY2022 - 2023	Prior Year Actual FY2023 - 2024
25401	G	Number of agencies reporting data	N	13	9	9	8	8
25403	G	Number of Medicare beneficiaries in the state, as of September 30	N	935,173	884,146	893,380	915,126	940,073

**STATE OF LOUISIANA**  
**Operational Plan Form**  
**Activities/Objectives - Performance Indicators**

DEPARTMENT ID: 04 - INSU

AGENCY ID: 165 - Commissioner of Insurance

PROGRAM ID: 1651 - Administrative/Fiscal

PM OBJECTIVE: 1651-06 - Through the Fiscal Affairs Division, to deposit revenue to the State Treasury and handle accounts payable and receivable, and travel.

Children's Budget Link: N/A

Human Resource Policies Beneficial to Women and Families Link: N/A

Other Links (TANF, Tobacco Settlement, Workforce Development Commission, or Other): N/A

Explanatory Notes:

Performance Indicator	Level	Performance Indicator Name	Unit	Performance Indicator Values						
				Year End Performance Standard 2023 - 2024	Actual Year End Performance 2023 - 2024	Performance Standard as Initially Appropriated 2024 - 2025	Existing Performance Standard 2024 - 2025	Performance at Continuation Budget Level 2025 - 2026	Performance at Executive Budget Level 2025 - 2026	Performance Standard as Initially Appropriated 2025 - 2026
890	S	Total amount of revenues collected from taxes, assessments, fees, penalties and miscellaneous \$ in millions	D	1,357.76	1,573.04	1,594.4	1,594.4	1,685.7	0	0

Performance Indicator	Level	Performance Indicator Name	Unit	General Performance Information				
				Performance Indicator Values				
				Prior Year Actual FY2019 - 2020	Prior Year Actual FY2020 - 2021	Prior Year Actual FY2021 - 2022	Prior Year Actual FY2022 - 2023	Prior Year Actual FY2023 - 2024
23501	G	Amount reverted at end of fiscal year \$ in millions	D	9.44	16.35	22.65	19.51	8.23
24327	G	Administrative fund assessment as percentage of health premiums	P	0.03	0.02	0.03	0.02	0.02
24328	G	Fraud assessment as percentage of subject premiums	P	0.03	0.03	0.04	0.04	0.04
25404	G	LDI budget as percentage of total revenue collected	P	3.06	2.86	2.77	5.65	5.26
25813	G	Total taxes collected \$ in millions	D	953.77	1,043.52	1,126.97	1,315.15	1,423.43
6397	G	Total fees collected \$ in millions	D	37.44	45.04	51.71	49.68	54.34
893	G	Tax collections as percentage of taxable premiums	P	3.22	3.36	3.36	3.53	3.48
895	G	Total amount of LA Insurance Rating assessment collected \$ in millions	D	75.7	77.45	77.1	79.65	87.8
896	G	LA Insurance Rating assessment collection as percentage of subject premiums	P	0.73	0.72	0.73	0.73	0.73
898	G	Number of different tax types collected	N	8	8	8	8	8
899	G	Number of different fees and assessments collected	N	71	71	70	68	66

**STATE OF LOUISIANA**  
**Operational Plan Form**  
**Activities/Objectives - Performance Indicators**

**DEPARTMENT ID: 04 - INSU**

**AGENCY ID: 165 - Commissioner of Insurance**

**PROGRAM ID: 1651 - Administrative/Fiscal**

**STATE OF LOUISIANA**  
**Operational Plan Form**  
**Activities/Objectives - Performance Indicators**

DEPARTMENT ID: 04 - INSU

AGENCY ID: 165 - Commissioner of Insurance

PROGRAM ID: 1651 - Administrative/Fiscal

PM OBJECTIVE: 1651-07 - Through the Revenue Services Division, to collect all assessments and premium taxes due and to perform desk examinations of premium tax returns.

Children's Budget Link: N/A

Human Resource Policies Beneficial to Women and Families Link: N/A

Other Links (TANF, Tobacco Settlement, Workforce Development Commission, or Other): N/A

Explanatory Notes:

Performance Indicator	Level	Performance Indicator Name	Unit	Performance Indicator Values						
				Year End Performance Standard 2023 - 2024	Actual Year End Performance 2023 - 2024	Performance Standard as Initially Appropriated 2024 - 2025	Existing Performance Standard 2024 - 2025	Performance at Continuation Budget Level 2025 - 2026	Performance at Executive Budget Level 2025 - 2026	Performance Standard as Initially Appropriated 2025 - 2026
901	S	Number of desk examinations performed for tax purposes	N	5,000	5,577	5,300	5,300	5,600	0	0

Performance Indicator	Level	Performance Indicator Name	Unit	General Performance Information				
				Performance Indicator Values				
				Prior Year Actual FY2019 - 2020	Prior Year Actual FY2020 - 2021	Prior Year Actual FY2021 - 2022	Prior Year Actual FY2022 - 2023	Prior Year Actual FY2023 - 2024
891	G	Taxable premiums \$ in billions	D	29.63	31.02	33.54	37.27	40.85
894	G	Total premiums subject to Louisiana Insurance Rating assessment \$ in billions	D	10.69	10.67	11.22	12.21	13.69

**STATE OF LOUISIANA**  
**Operational Plan Form**  
**Activities/Objectives - Performance Indicators**

**DEPARTMENT ID: 04 - INSU**

**AGENCY ID: 165 - Commissioner of Insurance**

**PROGRAM ID: 1651 - Administrative/Fiscal**

**PM OBJECTIVE: 1651-08 - Through the Information Technology Division, to provide maintenance and support of the department's IT systems, databases, and internet access, and to improve consumer and industry service and information access via technology.**

Children's Budget Link: N/A

Human Resource Policies Beneficial to Women and Families Link: N/A

Other Links (TANF, Tobacco Settlement, Workforce Development Commission, or Other): N/A

Explanatory Notes:

Performance Indicator	Level	Performance Indicator Name	Unit	Performance Indicator Values						
				Year End Performance Standard 2023 - 2024	Actual Year End Performance 2023 - 2024	Performance Standard as Initially Appropriated 2024 - 2025	Existing Performance Standard 2024 - 2025	Performance at Continuation Budget Level 2025 - 2026	Performance at Executive Budget Level 2025 - 2026	Performance Standard as Initially Appropriated 2025 - 2026
22835	S	Number of technology projects planned to maximize employee productivity, improve or maintain compatibility with regulated entities, and warehouse data	N	4	4	4	4	4	0	0
22836	S	Percent of planned technology projects reaching completion	P	100	100	100	100	100	0	0



**STATE OF LOUISIANA**  
**Operational Plan Form**  
**Activities/Objectives - Performance Indicators**

**DEPARTMENT ID: 04 - INSU**

**AGENCY ID: 165 - Commissioner of Insurance**

**PROGRAM ID: 1652 - Market Compliance**

**PM OBJECTIVE: 1652-01 - Through the Office of Licensing, to oversee the licensing of producers and adjusters in the state and to work with the Information Technology Division to effect a smooth transition to the e-commerce environment.**

Children's Budget Link: N/A

Human Resource Policies Beneficial to Women and Families Link: N/A

Other Links (TANF, Tobacco Settlement, Workforce Development Commission, or Other): N/A

Explanatory Notes:

Performance Indicator	Level	Performance Indicator Name	Unit	Performance Indicator Values						
				Year End Performance Standard 2023 - 2024	Actual Year End Performance 2023 - 2024	Performance Standard as Initially Appropriated 2024 - 2025	Existing Performance Standard 2024 - 2025	Performance at Continuation Budget Level 2025 - 2026	Performance at Executive Budget Level 2025 - 2026	Performance Standard as Initially Appropriated 2025 - 2026
1652001	K	Percentage of complete resident applications processed in three days or less	P	Not Applicable	Not Applicable	Not Applicable	Not Applicable	85	0	0
25986	K	Percentage of all problematic applications and requests processed within 5 days	P	60	56	60	60	60	0	0

Performance Indicator	Level	Performance Indicator Name	Unit	General Performance Information				
				Performance Indicator Values				
				Prior Year Actual FY2019 - 2020	Prior Year Actual FY2020 - 2021	Prior Year Actual FY2021 - 2022	Prior Year Actual FY2022 - 2023	Prior Year Actual FY2023 - 2024
24330	G	Total number of adjusters	N	108,409	103,377	136,917	135,930	160,823
25030	G	Number of adjusters renewals processed	N	40,040	41,497	45,636	99,808	55,744
25031	G	Number of new adjuster licenses issued	N	16,236	18,962	32,197	29,600	25,211
25814	G	Percentage of first time applications submitted electronically	P	99.8	99.8	99.8	99.9	99.9
25815	G	Percentage of renewal applications submitted electronically	P	99.96	99.97	99.96	99.9	99.9
6416	G	Number of new producer licenses issued	N	32,602	49,115	53,555	45,644	49,598
6417	G	Number of producer license renewals processed	N	60,997	73,699	71,972	151,932	80,936
933	G	Total number of licensed producers	N	186,570	178,702	235,379	207,984	257,679
934	G	Number of company appointments processed	N	736,723	868,305	1,029,942	1,968,534	1,097,431

**STATE OF LOUISIANA**  
**Operational Plan Form**  
**Activities/Objectives - Performance Indicators**

**DEPARTMENT ID: 04 - INSU**

**AGENCY ID: 165 - Commissioner of Insurance**

**PROGRAM ID: 1652 - Market Compliance**

Form Instance	Performance Indicator	Level	Footnotes
39850	25986	K	1652001 - New indicator did not have year-end performance actual for FY 23-24

**STATE OF LOUISIANA**  
**Operational Plan Form**  
**Activities/Objectives - Performance Indicators**

DEPARTMENT ID: 04 - INSU

AGENCY ID: 165 - Commissioner of Insurance

PROGRAM ID: 1652 - Market Compliance

**PM OBJECTIVE: 1652-02 - Through the Company Licensing Division of the Office of Licensing, to review applications for all license or registration types, other than insurance producers and adjusters, required to be filed with and approved by the Department of Insurance.**

Children's Budget Link: N/A

Human Resource Policies Beneficial to Women and Families Link: N/A

Other Links (TANF, Tobacco Settlement, Workforce Development Commission, or Other): N/A

Explanatory Notes:

Performance Indicator	Level	Performance Indicator Name	Unit	Performance Indicator Values						
				Year End Performance Standard 2023 - 2024	Actual Year End Performance 2023 - 2024	Performance Standard as Initially Appropriated 2024 - 2025	Existing Performance Standard 2024 - 2025	Performance at Continuation Budget Level 2025 - 2026	Performance at Executive Budget Level 2025 - 2026	Performance Standard as Initially Appropriated 2025 - 2026
22844	K	Average number of days to complete review of Certificate of Authority and health maintenance organization applications	N	55	45	55	55	55	0	0
22845	K	Average number of days to review all other licensing and registration applications	N	50	22	50	50	50	0	0
22846	K	Average number of days to complete processing of requests for Certificate of Compliance or No Objection Letter	N	25	9	25	25	25	0	0
22847	K	Percentage of all applications and requests processed within the performance standard	P	75	82	75	75	75	0	0

Performance Indicator	Level	Performance Indicator Name	Unit	General Performance Information				
				Performance Indicator Values				
				Prior Year Actual FY2019 - 2020	Prior Year Actual FY2020 - 2021	Prior Year Actual FY2021 - 2022	Prior Year Actual FY2022 - 2023	Prior Year Actual FY2023 - 2024
940	G	Number of company licensing applications and filings received	N	544	593	501	459	396
941	G	Number of company licensing applications and filings processed	N	602	520	491	466	394

**STATE OF LOUISIANA**  
**Operational Plan Form**  
**Activities/Objectives - Performance Indicators**

**DEPARTMENT ID: 04 - INSU**

**AGENCY ID: 165 - Commissioner of Insurance**

**PROGRAM ID: 1652 - Market Compliance**

**PM OBJECTIVE: 1652-03 - Through the Health Forms Division, to review for compliance with state and federal regulations, all fully-insured health policy forms/contracts, Medicare supplement rates, URO/IRO applications renewals and annual reports and discount medical plan applications and renewals within the performance standard.**

Children's Budget Link: N/A

Human Resource Policies Beneficial to Women and Families Link: N/A

Other Links (TANF, Tobacco Settlement, Workforce Development Commission, or Other): N/A

Explanatory Notes:

Performance Indicator	Level	Performance Indicator Name	Unit	Performance Indicator Values						
				Year End Performance Standard 2023 - 2024	Actual Year End Performance 2023 - 2024	Performance Standard as Initially Appropriated 2024 - 2025	Existing Performance Standard 2024 - 2025	Performance at Continuation Budget Level 2025 - 2026	Performance at Executive Budget Level 2025 - 2026	Performance Standard as Initially Appropriated 2025 - 2026
12290	K	Average number of days to process health form filing reviews	N	30	19	30	30	30	0	0
22857	K	Percentage of health filing reviews completed within the performance standard of 30 days	P	60	79	60	60	60	0	0

**STATE OF LOUISIANA**  
**Operational Plan Form**  
**Activities/Objectives - Performance Indicators**

DEPARTMENT ID: 04 - INSU

AGENCY ID: 165 - Commissioner of Insurance

PROGRAM ID: 1652 - Market Compliance

Performance Indicator	Level	Performance Indicator Name	Unit	General Performance Information				
				Performance Indicator Values				
				Prior Year Actual FY2019 - 2020	Prior Year Actual FY2020 - 2021	Prior Year Actual FY2021 - 2022	Prior Year Actual FY2022 - 2023	Prior Year Actual FY2023 - 2024
10212	G	Number of health policy forms/contracts, Medicare supplement rates and discount medical plan applications and renewals processed	N	5,614	6,003	9,546	5,615	6,452
25408	G	Number of disability forms approved through the Interstate Insurance Product Regulation Compact (IIPRC)	N	126	103	150	149	28
25987	G	Number of Utilization Review Organization (URO) applications received	N	38	8	18	1	5
25988	G	Number of Utilization Review Organization (URO) applications processed	N	15	7	12	5	4
25990	G	Number of Independent Review Organizations (IRO) applications received (new and renewal)	N	3	2	2	0	0
25991	G	Number of Independent Review Organizations (IRO) applications processed (new and renewal)	N	3	2	2	0	0
985	G	Percentage of health policy form filings approved	P	88	93	93	91	98
986	G	Number of health policy forms/contracts, Medicare supplement rates and discount medical plan applications and renewals received	N	5,378	6,041	9,198	5,245	6,466

**STATE OF LOUISIANA**  
**Operational Plan Form**  
**Activities/Objectives - Performance Indicators**

DEPARTMENT ID: 04 - INSU

AGENCY ID: 165 - Commissioner of Insurance

PROGRAM ID: 1652 - Market Compliance

PM OBJECTIVE: 1652-04 - Through the Life, Annuity, and Long-Term Care Forms Division, to review and issue a final decision on all forms, advertising, and long-term care rates in a timely manner.

Children's Budget Link: N/A

Human Resource Policies Beneficial to Women and Families Link: N/A

Other Links (TANF, Tobacco Settlement, Workforce Development Commission, or Other): N/A

Explanatory Notes:

Performance Indicator	Level	Performance Indicator Name	Unit	Performance Indicator Values						
				Year End Performance Standard 2023 - 2024	Actual Year End Performance 2023 - 2024	Performance Standard as Initially Appropriated 2024 - 2025	Existing Performance Standard 2024 - 2025	Performance at Continuation Budget Level 2025 - 2026	Performance at Executive Budget Level 2025 - 2026	Performance Standard as Initially Appropriated 2025 - 2026
13988	K	Average number of days to process life, annuity and long-term care forms, advertising and rates, which require pre-approval	N	45	14	45	45	45	0	0
22849	K	Percentage of life, annuity and long-term care forms, advertising and rate reviews completed within the performance standard	P	50	91	50	50	50	0	0

Performance Indicator	Level	Performance Indicator Name	Unit	General Performance Information				
				Performance Indicator Values				
				Prior Year Actual FY2019 - 2020	Prior Year Actual FY2020 - 2021	Prior Year Actual FY2021 - 2022	Prior Year Actual FY2022 - 2023	Prior Year Actual FY2023 - 2024
13987	G	Percentage of life, annuity and long-term care forms, advertising and rates which require pre-approval approved	P	94	91	97	87	87
13990	G	Number of life, annuity, and long-term care forms, advertising and rates received	N	8,014	3,886	3,375	3,181	2,840
13991	G	Number of life, annuity, and long-term care forms, advertising and rates processed	N	10,112	3,928	3,184	3,007	3,214
25406	G	Number of life, annuity and long-term care forms, advertising and rates filed for informational purposes only	N	503	470	509	449	463
25407	G	Number of life, annuity and long-term care forms approved through the Interstate Insurance Product Regulation Compact (IIPRC)	N	3,203	2,350	2,081	1,678	1,848

**STATE OF LOUISIANA**  
**Operational Plan Form**  
**Activities/Objectives - Performance Indicators**

DEPARTMENT ID: 04 - INSU

AGENCY ID: 165 - Commissioner of Insurance

PROGRAM ID: 1652 - Market Compliance

PM OBJECTIVE: 1652-05 - Through the Health Division, to review initial premium rate filings and premium rate changes for small group or individual market.

Children's Budget Link: N/A

Human Resource Policies Beneficial to Women and Families Link: N/A

Other Links (TANF, Tobacco Settlement, Workforce Development Commission, or Other): N/A

Explanatory Notes:

Performance Indicator	Level	Performance Indicator Name	Unit	Performance Indicator Values						
				Year End Performance Standard 2023 - 2024	Actual Year End Performance 2023 - 2024	Performance Standard as Initially Appropriated 2024 - 2025	Existing Performance Standard 2024 - 2025	Performance at Continuation Budget Level 2025 - 2026	Performance at Executive Budget Level 2025 - 2026	Performance Standard as Initially Appropriated 2025 - 2026
25847	K	Average number of days to process health rate reviews	N	60	69	60	60	60	0	0

Performance Indicator	Level	Performance Indicator Name	Unit	General Performance Information				
				Performance Indicator Values				
				Prior Year Actual FY2019 - 2020	Prior Year Actual FY2020 - 2021	Prior Year Actual FY2021 - 2022	Prior Year Actual FY2022 - 2023	Prior Year Actual FY2023 - 2024
25962	G	Number of health review rate filings received	N	47	52	57	15	14
25963	G	Number of health review rate filings processed	N	44	48	57	15	14

**STATE OF LOUISIANA**  
**Operational Plan Form**  
**Activities/Objectives - Performance Indicators**

DEPARTMENT ID: 04 - INSU

AGENCY ID: 165 - Commissioner of Insurance

PROGRAM ID: 1652 - Market Compliance

**PM OBJECTIVE: 1652-06 - Through the Office of Financial Solvency, to monitor the financial soundness of regulated entities, to provide assurance that premium tax owed is remitted, and to manage estates of companies in receivership.**

Children's Budget Link: N/A

Human Resource Policies Beneficial to Women and Families Link: N/A

Other Links (TANF, Tobacco Settlement, Workforce Development Commission, or Other): N/A

Explanatory Notes:

Performance Indicator	Level	Performance Indicator Name	Unit	Performance Indicator Values							
				Year End Performance Standard 2023 - 2024	Actual Year End Performance 2023 - 2024	Performance Standard as Initially Appropriated 2024 - 2025	Existing Performance Standard 2024 - 2025	Performance at Continuation Budget Level 2025 - 2026	Performance at Executive Budget Level 2025 - 2026	Performance Standard as Initially Appropriated 2025 - 2026	
11939	K	Percentage of filings by domestic companies analyzed - financial	P	100	92	100	100	100	0	0	
Performance Indicator	Level	Performance Indicator Name	Unit	General Performance Information							
				Performance Indicator Values					Prior Year Actual FY2021 - 2022	Prior Year Actual FY2022 - 2023	Prior Year Actual FY2023 - 2024
				Prior Year Actual FY2019 - 2020	Prior Year Actual FY2020 - 2021						
11938	G	Percentage of domestic companies examined - financial	P	11.36	25	19.67	25	19.17			
12273	G	Number of companies in receivership at beginning of fiscal year	N	5	8	8	12	12			
13768	G	Number of companies in administrative supervision at beginning of fiscal year	N	3	3	2	2	2			
22850	G	Number of filings of domestic companies analyzed	N	742	712	704	596	685			
24329	G	Average number of months estates currently in receivership have been held in receivership	N	45	56	69	60	91			
25409	G	Number of financial examinations coordinated with other states	N	2	16	7	20	7			
6410	G	Number of companies examined - financial	N	15	31	24	28	23			
6412	G	Number of companies analyzed - financial	N	198	208	197	164	174			
904	G	Number of companies in receivership brought to final closure	N	1	0	0	0	0			
921	G	Number of companies placed in administrative supervision during fiscal year	N	0	0	1	0	0			
922	G	Number of companies returned to good health/removed from administrative supervision during fiscal year	N	0	1	1	0	0			



**STATE OF LOUISIANA**  
**Operational Plan Form**  
**Activities/Objectives - Performance Indicators**

**DEPARTMENT ID: 04 - INSU**

**AGENCY ID: 165 - Commissioner of Insurance**

**PROGRAM ID: 1652 - Market Compliance**

**STATE OF LOUISIANA**  
**Operational Plan Form**  
**Activities/Objectives - Performance Indicators**

DEPARTMENT ID: 04 - INSU

AGENCY ID: 165 - Commissioner of Insurance

PROGRAM ID: 1652 - Market Compliance

PM OBJECTIVE: 1652-07 - Through the P&C Forms Division, to pre-approve or disapprove all contract forms for insurers' use with consumers within 30 days.

Children's Budget Link: N/A

Human Resource Policies Beneficial to Women and Families Link: N/A

Other Links (TANF, Tobacco Settlement, Workforce Development Commission, or Other): N/A

Explanatory Notes:

Performance Indicator	Level	Performance Indicator Name	Unit	Performance Indicator Values						
				Year End Performance Standard 2023 - 2024	Actual Year End Performance 2023 - 2024	Performance Standard as Initially Appropriated 2024 - 2025	Existing Performance Standard 2024 - 2025	Performance at Continuation Budget Level 2025 - 2026	Performance at Executive Budget Level 2025 - 2026	Performance Standard as Initially Appropriated 2025 - 2026
13939	K	Average number of days to process property & casualty contract and policy forms	N	30	15	30	30	30	0	0
22852	K	Percentage of property & casualty contract and policy forms reviews completed within the performance standard	P	75	57	75	75	75	0	0
Performance Indicator	Level	Performance Indicator Name	Unit	General Performance Information						
				Performance Indicator Values						
				Prior Year Actual FY2019 - 2020	Prior Year Actual FY2020 - 2021	Prior Year Actual FY2021 - 2022	Prior Year Actual FY2022 - 2023	Prior Year Actual FY2023 - 2024		
13940	G	Percentage of property & casualty contract and policy forms approved	P	79	87	79	90	91		
13942	G	Number of property & casualty contract and policy forms received	N	17,669	18,228	16,576	16,570	16,744		
13943	G	Number of property & casualty contract and policy forms processed	N	17,404	18,442	16,151	15,833	16,178		
24953	G	Percentage of property & casualty contract and policy forms disapproved	P	14	7	7	4	0.2		

**STATE OF LOUISIANA**  
**Operational Plan Form**  
**Activities/Objectives - Performance Indicators**

DEPARTMENT ID: 04 - INSU

AGENCY ID: 165 - Commissioner of Insurance

PROGRAM ID: 1652 - Market Compliance

PM OBJECTIVE: 1652-08 - Through the P&C Rating Division, to review and approve manual rate change requests in a timely manner.

Children's Budget Link: N/A

Human Resource Policies Beneficial to Women and Families Link: N/A

Other Links (TANF, Tobacco Settlement, Workforce Development Commission, or Other): N/A

Explanatory Notes:

Performance Indicator	Level	Performance Indicator Name	Unit	Performance Indicator Values						
				Year End Performance Standard 2023 - 2024	Actual Year End Performance 2023 - 2024	Performance Standard as Initially Appropriated 2024 - 2025	Existing Performance Standard 2024 - 2025	Performance at Continuation Budget Level 2025 - 2026	Performance at Executive Budget Level 2025 - 2026	Performance Standard as Initially Appropriated 2025 - 2026
13945	S	Average number of days from receipt of filing/submission by Office of Property & Casualty to referral to actuarial staff	N	16	9	15	15	10	0	0
13949	S	Average number of days from receipt of filing/submission by actuary from Office of Property & Casualty support staff to actuary's recommendation	N	20	6	15	15	10	0	0
20282	S	Average number of days from receipt of rate filing/submission to final action by LDI	N	35	17	30	30	20	0	0

Performance Indicator	Level	Performance Indicator Name	Unit	General Performance Information				
				Performance Indicator Values				
				Prior Year Actual FY2019 - 2020	Prior Year Actual FY2020 - 2021	Prior Year Actual FY2021 - 2022	Prior Year Actual FY2022 - 2023	Prior Year Actual FY2023 - 2024
22853	G	Total written premium (property, casualty, surety, & inland marine) classified as surplus lines \$ in billions	D	1.15	1.3	1.57	1.94	2.29
22854	G	Total written premiums (property, casualty, surety, & inland marine) classified as residual market \$ in millions	D	142.04	137.08	168.95	526.89	706.85
22855	G	Average percentage change in rates at fiscal year end	P	-1.56	1.23	4.6	12	6.4
971	G	Number of submissions reviewed by actuary	N	859	706	664	813	905
974	G	Total written premiums (property, casualty, surety & inland marine) subject to Louisiana regulation and/or taxation, \$ in billions (includes Surplus Lines and Residual Market)	D	12.54	25.38	13.42	14.91	16.94

**STATE OF LOUISIANA**  
**Operational Plan Form**  
**Activities/Objectives - Performance Indicators**

**DEPARTMENT ID: 04 - INSU**

**AGENCY ID: 165 - Commissioner of Insurance**

**PROGRAM ID: 1652 - Market Compliance**

**PM OBJECTIVE: 1652-09 - Through the Division of Insurance Fraud, to reduce incidents of insurance fraud in the state through screening of licensees, investigations of reported incidents, and consumer awareness.**

Children's Budget Link: N/A

Human Resource Policies Beneficial to Women and Families Link: N/A

Other Links (TANF, Tobacco Settlement, Workforce Development Commission, or Other): N/A

Explanatory Notes:

Performance Indicator	Level	Performance Indicator Name	Unit	Performance Indicator Values						
				Year End Performance Standard 2023 - 2024	Actual Year End Performance 2023 - 2024	Performance Standard as Initially Appropriated 2024 - 2025	Existing Performance Standard 2024 - 2025	Performance at Continuation Budget Level 2025 - 2026	Performance at Executive Budget Level 2025 - 2026	Performance Standard as Initially Appropriated 2025 - 2026
12276	K	Percentage of initial claim fraud complaint investigations completed within 10 working days	P	95	99	95	95	95	0	0
12278	K	Percentage of background checks completed within 15 working days	P	95	97	95	95	95	0	0

**STATE OF LOUISIANA**  
**Operational Plan Form**  
**Activities/Objectives - Performance Indicators**

DEPARTMENT ID: 04 - INSU

AGENCY ID: 165 - Commissioner of Insurance

PROGRAM ID: 1652 - Market Compliance

Performance Indicator	Level	Performance Indicator Name	Unit	General Performance Information				
				Performance Indicator Values				
				Prior Year Actual FY2019 - 2020	Prior Year Actual FY2020 - 2021	Prior Year Actual FY2021 - 2022	Prior Year Actual FY2022 - 2023	Prior Year Actual FY2023 - 2024
12279	G	Number of producer investigations opened	N	672	119	145	175	188
12281	G	Number of producer investigations referred to law enforcement	N	10	41	27	27	29
12282	G	Number of claim fraud investigations opened	N	2,412	2,563	2,409	2,783	3,225
1652002	G	Number of public adjuster investigations opened	N	Not Applicable	Not Applicable	20	20	10
1652003	G	Number of public adjuster investigations referred to law enforcement	N	Not Applicable	Not Applicable	6	7	1
23502	G	Number of claims adjuster investigations opened	N	5	30	41	43	23
24332	G	Number of company investigations opened	N	13	30	31	43	17
24333	G	Number of company investigations referred to law enforcement	N	1	6	6	2	1
24334	G	Number of claims adjuster investigations referred to law enforcement	N	1	9	11	9	2
25410	G	Number of POST certified fraud investigators	N	4	4	2	2	2
959	G	Number of claim fraud investigations referred to law enforcement	N	1,185	1,606	1,347	2,028	2,572
962	G	Number of background checks performed for company and producer licensing divisions	N	1,024	1,003	980	918	772

**STATE OF LOUISIANA**  
**Operational Plan Form**  
**Activities/Objectives - Performance Indicators**

DEPARTMENT ID: 04 - INSU

AGENCY ID: 165 - Commissioner of Insurance

PROGRAM ID: 1652 - Market Compliance

**PM OBJECTIVE: 1652-10 - Through the Office of Consumer Services, to investigate to conclusion consumer complaints against insurers and producers within 42 days, to analyze complaint trends, and to examine regulated entities' conduct in the market.**

Children's Budget Link: N/A

Human Resource Policies Beneficial to Women and Families Link: N/A

Other Links (TANF, Tobacco Settlement, Workforce Development Commission, or Other): N/A

Explanatory Notes:

Performance Indicator	Level	Performance Indicator Name	Unit	Performance Indicator Values						
				Year End Performance Standard 2023 - 2024	Actual Year End Performance 2023 - 2024	Performance Standard as Initially Appropriated 2024 - 2025	Existing Performance Standard 2024 - 2025	Performance at Continuation Budget Level 2025 - 2026	Performance at Executive Budget Level 2025 - 2026	Performance Standard as Initially Appropriated 2025 - 2026
10204	K	Average number of days to conclude a property & casualty complaint investigation	N	35	31	30	30	30	0	0
11937	K	Number companies analyzed - market conduct	N	40	40	40	40	50	0	0
13958	K	Average number of days to conclude a life, annuity, or long-term care complaint investigation	N	35	29	30	30	30	0	0
22848	K	Percentage of life, annuity, and long-term care complaint investigations completed within the performance standard	P	75	76	80	80	80	0	0
22856	K	Percentage of health complaint investigations concluded within the performance standard	P	75	74	80	80	80	0	0
25032	K	Percentage of property and casualty complaint investigations concluded within the performance standard	P	75	67	80	80	80	0	0
987	K	Average number of days to conclude a health insurance complaint investigation	N	35	26	30	30	30	0	0

**STATE OF LOUISIANA**  
**Operational Plan Form**  
**Activities/Objectives - Performance Indicators**

DEPARTMENT ID: 04 - INSU

AGENCY ID: 165 - Commissioner of Insurance

PROGRAM ID: 1652 - Market Compliance

Performance Indicator	Level	Performance Indicator Name	Unit	General Performance Information				
				Performance Indicator Values				
				Prior Year Actual FY2019 - 2020	Prior Year Actual FY2020 - 2021	Prior Year Actual FY2021 - 2022	Prior Year Actual FY2022 - 2023	Prior Year Actual FY2023 - 2024
13959	G	Amount of claim payments and premium refunds recovered for life, annuity, and long-term care complainants	D	2,889,817	2,413,693	2,864,114	2,744,228	2,169,901
13960	G	Number of life, annuity, and long-term care complaints received	N	414	380	322	350	393
13961	G	Number of life, annuity, and long-term care complaint investigations concluded	N	412	406	325	348	383
14211	G	Number of property & casualty complaints received	N	1,771	3,541	7,839	3,491	2,806
14212	G	Number of property & casualty complaint investigations concluded	N	1,782	3,253	7,558	3,872	2,924
1652004	G	Number of non-domestic Level 1 market conduct analyses	N		0	7	6	3
1652005	G	Number of domestic Level 1 market conduct analyses	N		0	33	35	37
1652006	G	Number of Level 2 market conduct analyses	N		0	0	3	0
1652007	G	Number of coordinated solvency pre-exam assignments	N		0	24	28	23
26333	G	Number of regulatory reviews performed in market conduct	N	68	105	70	43	48
6424	G	Number of health complaints received	N	805	692	658	783	831
6425	G	Number of health complaint investigations concluded	N	792	732	663	765	844
954	G	Amount of claim payments and/or premium refunds recovered for property & casualty complainants	D	4,563,676	53,972,495	125,888,811	23,294,845	8,430,849
989	G	Amount of claim payments/premium refunds recovered for health coverage complaints	D	787,313	593,461	304,941	520,820	750,998

**STATE OF LOUISIANA**  
**Operational Plan Form**  
**Activities/Objectives - Performance Indicators**

**DEPARTMENT ID: 04 - INSU**

**AGENCY ID: 165 - Commissioner of Insurance**

**PROGRAM ID: 1652 - Market Compliance**

**PM OBJECTIVE: 1652-11 - Through the Office of Legal Services, to provide legal advice and opinions to the commissioner and all offices within the LDI.**

Children's Budget Link: N/A

Human Resource Policies Beneficial to Women and Families Link: N/A

Other Links (TANF, Tobacco Settlement, Workforce Development Commission, or Other): N/A

Explanatory Notes:

Performance Indicator	Level	Performance Indicator Name	Unit	Performance Indicator Values						
				Year End Performance Standard 2023 - 2024	Actual Year End Performance 2023 - 2024	Performance Standard as Initially Appropriated 2024 - 2025	Existing Performance Standard 2024 - 2025	Performance at Continuation Budget Level 2025 - 2026	Performance at Executive Budget Level 2025 - 2026	Performance Standard as Initially Appropriated 2025 - 2026
1652008	S	Percentage of appeals submitted to the DAL within five days of receipt of the appeal request	P	Not Applicable	Not Applicable	Not Applicable	Not Applicable	100	0	0
1652009	S	Percentage of Emergency Rule notices sent to the Governor, Attorney General, Senate President, Speaker of the House, and chairpersons of House	P	Not Applicable	Not Applicable	Not Applicable	Not Applicable	100	0	0
1652010	S	Percentage of regulations that allowed a 20 day period for public comments	P	Not Applicable	Not Applicable	Not Applicable	Not Applicable	100	0	0
1652011	S	Percentage of regulations that were posted on the LDI website within 5 days of submission to the Legislature	P	Not Applicable	Not Applicable	Not Applicable	Not Applicable	100	0	0
1652012	S	Percentage of Notice of Intent for Regulations that were posted on the LDI website within 5 days of submission to the Legislature	P	Not Applicable	Not Applicable	Not Applicable	Not Applicable	100	0	0
1652013	S	Percentage of Final Rule for Regulations that were posted on the LDI website within 5 days of submission to the Legislature	P	Not Applicable	Not Applicable	Not Applicable	Not Applicable	100	0	0



**STATE OF LOUISIANA**  
**Operational Plan Form**  
**Activities/Objectives - Performance Indicators**

DEPARTMENT ID: 04 - INSU

AGENCY ID: 165 - Commissioner of Insurance

PROGRAM ID: 1652 - Market Compliance

Performance Indicator	Level	Performance Indicator Name	Unit	General Performance Information				
				Performance Indicator Values				
				Prior Year Actual FY2019 - 2020	Prior Year Actual FY2020 - 2021	Prior Year Actual FY2021 - 2022	Prior Year Actual FY2022 - 2023	Prior Year Actual FY2023 - 2024
1652014	G	Number of administrative hearings and legal issues completed in the fiscal year	N	Not Applicable	171	74	54	83
1652015	G	Number of rules, regulations, directives, advisory letters and bulletins issued	N	Not Applicable	69	45	44	25
1652016	G	Number of lawsuits brought by the Commissioner or the Department of Insurance	N	Not Applicable	12	14	14	14



This page has been intentionally left blank

# Budget Request Overview

## AGENCY SUMMARY STATEMENT

### Total Agency

#### Means of Financing

Description	FY2023-2024 Actuals	Existing Operating Budget as of 10/01/2024	FY2025-2026 Total Request	Over/Under EOB	Percent Change
STATE GENERAL FUND (Direct)	—	—	—	—	—
STATE GENERAL FUND BY:	—	—	—	—	—
INTERAGENCY TRANSFERS	—	—	—	—	—
FEES & SELF-GENERATED	35,461,012	36,071,043	41,934,632	5,863,589	16.26%
STATUTORY DEDICATIONS	22,007,628	20,000,000	20,000,000	—	—
FEDERAL FUNDS	877,581	1,195,671	795,609	(400,062)	(33.46)%
<b>TOTAL MEANS OF FINANCING</b>	<b>\$58,346,221</b>	<b>\$57,266,714</b>	<b>\$62,730,241</b>	<b>\$5,463,527</b>	<b>9.54%</b>

**Fees and Self-Generated**

Description	FY2023-2024 Actuals	Existing Operating Budget as of 10/01/2024	FY2025-2026 Total Request	Over/Under EOB	Percent Change
Fees & Self-generated	33,608,870	34,131,971	37,794,548	3,662,577	10.73%
Administrative Ded Fund Account - Department of Insurance	953,312	990,367	1,292,125	301,758	30.47%
Insurance Fraud Investigation Dedicated Fund Account	721,676	948,705	2,847,959	1,899,254	200.19%
Auto. Theft and Insurance Fraud Prev. Auth. Ded Fund Acct	177,153	—	—	—	—
<b>Total:</b>	<b>\$35,461,012</b>	<b>\$36,071,043</b>	<b>\$41,934,632</b>	<b>\$5,863,589</b>	<b>16.26%</b>

**Statutory Dedications**

Description	FY2023-2024 Actuals	Existing Operating Budget as of 10/01/2024	FY2025-2026 Total Request	Over/Under EOB	Percent Change
Louisiana Fortify Homes Program	10,332,628	20,000,000	20,000,000	—	—
Insure Louisiana Incentive Program	11,675,000	—	—	—	—
<b>Total:</b>	<b>\$22,007,628</b>	<b>\$20,000,000</b>	<b>\$20,000,000</b>	<b>—</b>	<b>—</b>

**Agency Expenditures**

Description	FY2023-2024 Actuals	Existing Operating Budget as of 10/01/2024	FY2025-2026 Total Request	Over/Under EOB	Percent Change
Salaries	15,473,044	16,646,325	17,584,183	937,858	5.63%
Other Compensation	294,993	484,702	467,242	(17,460)	(3.60)%
Related Benefits	8,945,143	8,980,177	9,545,518	565,341	6.30%
<b>TOTAL PERSONAL SERVICES</b>	<b>\$24,713,181</b>	<b>\$26,111,204</b>	<b>\$27,596,943</b>	<b>\$1,485,739</b>	<b>5.69%</b>
Travel	158,808	300,313	531,888	231,575	77.11%
Operating Services	2,706,566	2,873,745	3,363,617	489,872	17.05%
Supplies	103,377	143,422	227,633	84,211	58.72%
<b>TOTAL OPERATING EXPENSES</b>	<b>\$2,968,751</b>	<b>\$3,317,480</b>	<b>\$4,123,138</b>	<b>\$805,658</b>	<b>24.29%</b>
<b>PROFESSIONAL SERVICES</b>	<b>\$3,138,229</b>	<b>\$5,120,448</b>	<b>\$8,237,452</b>	<b>\$3,117,004</b>	<b>60.87%</b>
Other Charges	22,184,782	20,000,000	20,000,000	—	—
Debt Service	—	—	—	—	—
Interagency Transfers	4,935,367	2,017,892	2,045,096	27,204	1.35%
<b>TOTAL OTHER CHARGES</b>	<b>\$27,120,149</b>	<b>\$22,017,892</b>	<b>\$22,045,096</b>	<b>\$27,204</b>	<b>0.12%</b>
Acquisitions	405,911	699,690	727,612	27,922	3.99%
Major Repairs	—	—	—	—	—
<b>TOTAL ACQ. &amp; MAJOR REPAIRS</b>	<b>\$405,911</b>	<b>\$699,690</b>	<b>\$727,612</b>	<b>\$27,922</b>	<b>3.99%</b>
<b>TOTAL EXPENDITURES</b>	<b>\$58,346,221</b>	<b>\$57,266,714</b>	<b>\$62,730,241</b>	<b>\$5,463,527</b>	<b>9.54%</b>

**Agency Positions**

Classified	195	199	201	2	1.01%
Unclassified	27	31	31	—	—
<b>TOTAL AUTHORIZED T.O. POSITIONS</b>	<b>222</b>	<b>230</b>	<b>232</b>	<b>2</b>	<b>0.87%</b>
<b>TOTAL AUTHORIZED OTHER CHARGES POSITIONS</b>	<b>—</b>	<b>—</b>	<b>—</b>	<b>—</b>	<b>—</b>
<b>TOTAL NON-T.O. FTE POSITIONS</b>	<b>3</b>	<b>3</b>	<b>3</b>	<b>—</b>	<b>—</b>
<b>TOTAL POSITIONS</b>	<b>225</b>	<b>233</b>	<b>235</b>	<b>2</b>	<b>0.86%</b>

**Cost Detail**

**Means of Financing**

Description	FY2023-2024 Actuals	Existing Operating Budget as of 10/01/2024	FY2025-2026 Total Request	Over/Under EOB
Fees & Self-generated	33,608,870	34,131,971	37,794,548	3,662,577
Administrative Ded Fund Account - Department of Insurance	953,312	990,367	1,292,125	301,758
Insurance Fraud Investigation Dedicated Fund Account	721,676	948,705	2,847,959	1,899,254
Auto. Theft and Insurance Fraud Prev. Auth. Ded Fund Acct	177,153	—	—	—
Louisiana Fortify Homes Program	10,332,628	20,000,000	20,000,000	—
Insure Louisiana Incentive Program	11,675,000	—	—	—
Federal Funds	877,581	1,195,671	795,609	(400,062)
<b>Total:</b>	<b>\$58,346,220</b>	<b>\$57,266,714</b>	<b>\$62,730,241</b>	<b>\$5,463,527</b>

**Salaries**

Commitment Item	Name	FY2023-2024 Actuals	Existing Operating Budget as of 10/01/2024	FY2025-2026 Total Request	Over/Under EOB
5110010	SAL-CLASS-TO-REG	11,923,033	13,005,565	13,501,519	495,954
5110015	SAL-CLASS-TO-OT	3,709	—	—	—
5110020	SAL-CLASS-TO-TERM	24,997	—	—	—
5110025	SAL-UNCLASS-TO-REG	3,474,112	3,640,760	4,082,664	441,904
5110030	SAL-UNCLASS-TO-OT	493	—	—	—
5110035	SAL-UNCLASS-TO-TERM	46,700	—	—	—
<b>Total Salaries:</b>		<b>\$15,473,044</b>	<b>\$16,646,325</b>	<b>\$17,584,183</b>	<b>\$937,858</b>

**Other Compensation**

Commitment Item	Name	FY2023-2024 Actuals	Existing Operating Budget as of 10/01/2024	FY2025-2026 Total Request	Over/Under EOB
5120010	COMPENSATION/WAGES	254,555	385,902	368,442	(17,460)
5120035	STUDENT LABOR	40,438	98,800	98,800	—
<b>Total Other Compensation:</b>		<b>\$294,993</b>	<b>\$484,702</b>	<b>\$467,242</b>	<b>\$(17,460)</b>

**Related Benefits**

Commitment Item	Name	FY2023-2024 Actuals	Existing Operating Budget as of 10/01/2024	FY2025-2026 Total Request	Over/Under EOB
5130010	RET CONTR-STATE EMP	5,749,415	5,483,647	5,873,189	389,542
5130050	POSTRET BENEFITS	1,376,183	1,370,087	1,370,087	—
5130055	FICA TAX (OASDI)	5,586	15,491	30,051	14,560
5130060	MEDICARE TAX	213,888	254,488	264,340	9,852
5130070	GRP INS CONTRIBUTION	1,590,099	1,848,064	1,995,851	147,787
5130090	TAXABLE FRINGE BEN	9,973	8,400	12,000	3,600
<b>Total Related Benefits:</b>		<b>\$8,945,143</b>	<b>\$8,980,177</b>	<b>\$9,545,518</b>	<b>\$565,341</b>

**Travel**

Commitment Item	Name	FY2023-2024 Actuals	Existing Operating Budget as of 10/01/2024	FY2025-2026 Total Request	Over/Under EOB
5210010	IN-STATE TRAVEL-ADM	1,877	4,279	4,374	95
5210015	IN-STATE TRAVEL-CONF	19,401	120,944	132,406	11,462
5210020	IN-STATE TRAV-FIELD	10,152	24,024	89,561	65,537
5210025	IN-STATE TRV-BD MEM	—	129	132	3
5210030	IN-STATE TRV-IT/TRN	85	—	—	—
5210050	OUT-OF-STATE TRV-ADM	13,106	20,409	20,866	457
5210055	OUT-OF-STTRV-CONF	104,814	124,990	258,887	133,897
5210060	OUT-OF-STTRV-FIELD	9,010	5,538	13,662	8,124
5210070	OUT-OF-STTRV-IT/TRN	363	—	12,000	12,000
<b>Total Travel:</b>		<b>\$158,808</b>	<b>\$300,313</b>	<b>\$531,888</b>	<b>\$231,575</b>

**Operating Services**

Commitment Item	Name	FY2023-2024 Actuals	Existing Operating Budget as of 10/01/2024	FY2025-2026 Total Request	Over/Under EOB
5310001	SERV-ADVERTISING	9,043	12,808	3,267	(9,541)
5310004	SERV-BANK FEES	6,459	9,862	10,083	221
5310005	SERV-PRINTING	4,629	2,922	2,985	63
5310010	SERV-DUES & OTHER	47,944	43,199	45,366	2,167



Operating Services *(continued)*

Commitment Item	Name	FY2023-2024 Actuals	Existing Operating Budget as of 10/01/2024	FY2025-2026 Total Request	Over/Under EOB
5310011	SERV-SUBSCRIPTIONS	330,576	312,865	319,873	7,008
5310014	SERV-DRUG TESTING	875	610	624	14
5310042	SERV-BAR DUES	7,510	8,950	9,152	202
5310400	SERV-MISC	14,950	22,404	22,906	502
5330008	MAINT-EQUIPMENT	10,012	11,414	11,670	256
5330016	MAINT-DATA PROC EQP	106,738	85,388	109,801	24,413
5330018	MAINT-AUTO REPAIRS	2,474	389	398	9
5330026	MAINT-SOFTWRE MTCE	1,525,760	1,723,041	1,889,137	166,096
5340010	RENT-REAL ESTATE	43,928	42,025	42,967	942
5340020	RENT-EQUIPMENT	63,904	55,319	56,558	1,239
5340025	RENT-AUTOMOBILES	6,249	31,650	32,359	709
5340078	RENT-DATA-LIC SOFT	453,617	440,692	725,563	284,871
5350001	UTIL-INTERNET PROVID	39,623	38,579	48,571	9,992
5350004	UTIL-TELEPHONE SERV	—	1,676	1,714	38
5350006	UTIL-MAIL/DEL/POST	30,000	27,467	28,082	615
5350008	UTIL-DEL UPS/FED EXP	164	50	51	1
5350020	UTIL-MAIL/DEL/POST	2,112	2,435	2,490	55
<b>Total Operating Services:</b>		<b>\$2,706,566</b>	<b>\$2,873,745</b>	<b>\$3,363,617</b>	<b>\$489,872</b>

Supplies

Commitment Item	Name	FY2023-2024 Actuals	Existing Operating Budget as of 10/01/2024	FY2025-2026 Total Request	Over/Under EOB
5410001	SUP-OFFICE SUPPLIES	17,984	15,970	36,326	20,356
5410006	SUP-COMPUTER	25,070	92,205	115,270	23,065
5410013	SUP-FOOD & BEVERAGE	9,238	174	178	4
5410017	SUP-JANITORIAL	1,129	4,812	4,920	108
5410027	SUP-OTHER MEDICAL	—	9	9	—

Supplies (continued)

Commitment Item	Name	FY2023-2024 Actuals	Existing Operating Budget as of 10/01/2024	FY2025-2026 Total Request	Over/Under EOB
5410036	SUP-FUELTRAC	36	37	38	1
5410400	SUP-OTHER	49,919	30,215	70,892	40,677
<b>Total Supplies:</b>		<b>\$103,377</b>	<b>\$143,422</b>	<b>\$227,633</b>	<b>\$84,211</b>

Professional Services

Commitment Item	Name	FY2023-2024 Actuals	Existing Operating Budget as of 10/01/2024	FY2025-2026 Total Request	Over/Under EOB
5510001	PROF SERV-ACCT/AUDIT	1,723,424	2,710,000	4,515,704	1,805,704
5510005	PROF SERV-LEGAL	86,992	190,000	194,256	4,256
5510014	PROF SERV-IT CONSLT	450,000	655,557	870,241	214,684
5510038	PROF SERV-TRAVEL	195	—	—	—
5510400	PROF SERV-OTHER	877,619	1,564,891	2,657,251	1,092,360
<b>Total Professional Services:</b>		<b>\$3,138,229</b>	<b>\$5,120,448</b>	<b>\$8,237,452</b>	<b>\$3,117,004</b>

Other Charges

Commitment Item	Name	FY2023-2024 Actuals	Existing Operating Budget as of 10/01/2024	FY2025-2026 Total Request	Over/Under EOB
5620063	MISC-OPERATNG SVCS	22,007,628	20,000,000	20,000,000	—
5620112	MISC-OTH PUB SAF FRD	177,153	—	—	—
<b>Total Other Charges:</b>		<b>\$22,184,782</b>	<b>\$20,000,000</b>	<b>\$20,000,000</b>	<b>—</b>

Interagency Transfers

Commitment Item	Name	FY2023-2024 Actuals	Existing Operating Budget as of 10/01/2024	FY2025-2026 Total Request	Over/Under EOB
5950001	IAT-COMMODITY/SERV	—	20,000	20,000	—
5950004	IAT-RELATED BENEFITS	—	7,934	7,934	—
5950006	IAT-ADVERTISING	7,168	84,601	84,601	—
5950007	IAT-PRINTING	20,642	23,089	38,089	15,000
5950008	IAT-POSTAGE	32,938	4,219	4,219	—
5950014	IAT-TELEPHONE	93,098	82,144	82,144	—

Interagency Transfers (continued)

Commitment Item	Name	FY2023-2024 Actuals	Existing Operating Budget as of 10/01/2024	FY2025-2026 Total Request	Over/Under EOB
5950023	IAT-OTHER MAINTENANC	3,652,991	701,496	701,496	—
5950033	IAT-INTER AGY TRANS	60	268	268	—
5950049	IAT-CIVIL SERVICE	84,977	82,714	82,714	—
5950050	IAT-ORM INSURANCE	274,279	290,973	290,973	—
5950051	IAT-OSUP	14,593	13,840	13,840	—
5950052	IAT-LEG. AUDITOR	94,850	100,371	112,575	12,204
5950053	IAT-STATE TREASURER	6,039	3,857	3,857	—
5950055	IAT-ADMIN LAW JUDGE	291,650	276,041	276,041	—
5950057	IAT-CAP POL-BLD SEC	240,979	208,528	208,528	—
5950058	IAT-TECH SVCS	104,766	103,025	103,025	—
5950059	IAT-ST PROCUREMENT	16,338	14,792	14,792	—
<b>Total Interagency Transfers:</b>		<b>\$4,935,367</b>	<b>\$2,017,892</b>	<b>\$2,045,096</b>	<b>\$27,204</b>

Acquisitions

Commitment Item	Name	FY2023-2024 Actuals	Existing Operating Budget as of 10/01/2024	FY2025-2026 Total Request	Over/Under EOB
5710221	ACQ-COMP HARDWARE	305,743	647,690	647,612	(78)
5710223	ACQ-COMM EQUIP	15,616	—	—	—
5710224	ACQ-OFFICE FURN&EQP	12,093	—	8,000	8,000
5710236	ACQ-OTHER	745	—	10,000	10,000
5710250	ACQ-AUTOMOBILES	—	52,000	62,000	10,000
5710921	COMPUTER/EQUIP-MA	71,714	—	—	—
<b>Total Acquisitions:</b>		<b>\$405,911</b>	<b>\$699,690</b>	<b>\$727,612</b>	<b>\$27,922</b>
<b>Total Agency Expenditures:</b>		<b>\$58,346,221</b>	<b>\$57,266,714</b>	<b>\$62,730,241</b>	<b>\$5,463,527</b>

## PROGRAM SUMMARY STATEMENT

### 1651 - Administrative/Fiscal

#### Means of Financing

Description	FY2023-2024 Actuals	Existing Operating Budget as of 10/01/2024	FY2025-2026 Total Request	Over/Under EOB	Percent Change
STATE GENERAL FUND (Direct)	—	—	—	—	—
STATE GENERAL FUND BY:	—	—	—	—	—
INTERAGENCY TRANSFERS	—	—	—	—	—
FEES & SELF-GENERATED	16,352,598	14,372,841	15,894,372	1,521,531	10.59%
STATUTORY DEDICATIONS	22,007,628	—	—	—	—
FEDERAL FUNDS	877,581	1,195,671	795,609	(400,062)	(33.46)%
<b>TOTAL MEANS OF FINANCING</b>	<b>\$39,237,807</b>	<b>\$15,568,512</b>	<b>\$16,689,981</b>	<b>\$1,121,469</b>	<b>7.20%</b>

**Fees and Self-Generated**

Description	FY2023-2024 Actuals	Existing Operating Budget as of 10/01/2024	FY2025-2026 Total Request	Over/Under EOB	Percent Change
Fees & Self-generated	16,145,445	14,342,841	15,864,372	1,521,531	10.61%
Insurance Fraud Investigation Dedicated Fund Account	30,000	30,000	30,000	—	—
Auto. Theft and Insurance Fraud Prev. Auth. Ded Fund Acct	177,153	—	—	—	—
<b>Total:</b>	<b>\$16,352,598</b>	<b>\$14,372,841</b>	<b>\$15,894,372</b>	<b>\$1,521,531</b>	<b>10.59%</b>

**Statutory Dedications**

Description	FY2023-2024 Actuals	Existing Operating Budget as of 10/01/2024	FY2025-2026 Total Request	Over/Under EOB	Percent Change
Louisiana Fortify Homes Program	10,332,628	—	—	—	—
Insure Louisiana Incentive Program	11,675,000	—	—	—	—
<b>Total:</b>	<b>\$22,007,628</b>	<b>—</b>	<b>—</b>	<b>—</b>	<b>—</b>

**Program Expenditures**

Description	FY2023-2024 Actuals	Existing Operating Budget as of 10/01/2024	FY2025-2026 Total Request	Over/Under EOB	Percent Change
Salaries	5,263,425	5,582,713	5,936,739	354,026	6.34%
Other Compensation	170,972	312,130	294,670	(17,460)	(5.59)%
Related Benefits	2,803,158	2,915,132	3,155,162	240,030	8.23%
<b>TOTAL PERSONAL SERVICES</b>	<b>\$8,237,555</b>	<b>\$8,809,975</b>	<b>\$9,386,571</b>	<b>\$576,596</b>	<b>6.54%</b>
Travel	55,671	145,520	190,780	45,260	31.10%
Operating Services	2,498,907	2,601,470	2,960,246	358,776	13.79%
Supplies	80,162	113,737	182,284	68,547	60.27%
<b>TOTAL OPERATING EXPENSES</b>	<b>\$2,634,741</b>	<b>\$2,860,727</b>	<b>\$3,333,310</b>	<b>\$472,583</b>	<b>16.52%</b>
<b>PROFESSIONAL SERVICES</b>	<b>\$1,159,417</b>	<b>\$1,576,497</b>	<b>\$1,593,661</b>	<b>\$17,164</b>	<b>1.09%</b>
Other Charges	22,184,782	—	—	—	—
Debt Service	—	—	—	—	—
Interagency Transfers	4,615,402	1,621,623	1,648,827	27,204	1.68%
<b>TOTAL OTHER CHARGES</b>	<b>\$26,800,184</b>	<b>\$1,621,623</b>	<b>\$1,648,827</b>	<b>\$27,204</b>	<b>1.68%</b>
Acquisitions	405,911	699,690	727,612	27,922	3.99%
Major Repairs	—	—	—	—	—
<b>TOTAL ACQ. &amp; MAJOR REPAIRS</b>	<b>\$405,911</b>	<b>\$699,690</b>	<b>\$727,612</b>	<b>\$27,922</b>	<b>3.99%</b>
<b>TOTAL EXPENDITURES</b>	<b>\$39,237,807</b>	<b>\$15,568,512</b>	<b>\$16,689,981</b>	<b>\$1,121,469</b>	<b>7.20%</b>

**Program Positions**

Classified	56	57	58	1	1.75%
Unclassified	14	15	15	—	—
<b>TOTAL AUTHORIZED T.O. POSITIONS</b>	<b>70</b>	<b>72</b>	<b>73</b>	<b>1</b>	<b>1.39%</b>
<b>TOTAL AUTHORIZED OTHER CHARGES POSITIONS</b>	<b>—</b>	<b>—</b>	<b>—</b>	<b>—</b>	<b>—</b>
<b>TOTAL NON-T.O. FTE POSITIONS</b>	<b>—</b>	<b>—</b>	<b>—</b>	<b>—</b>	<b>—</b>
<b>TOTAL POSITIONS</b>	<b>70</b>	<b>72</b>	<b>73</b>	<b>1</b>	<b>1.39%</b>

**Cost Detail**

**Means of Financing**

Description	FY2023-2024 Actuals	Existing Operating Budget as of 10/01/2024	FY2025-2026 Total Request	Over/Under EOB
Fees & Self-generated	16,145,445	14,342,841	15,864,372	1,521,531
Insurance Fraud Investigation Dedicated Fund Account	30,000	30,000	30,000	—
Auto. Theft and Insurance Fraud Prev. Auth. Ded Fund Acct	177,153	—	—	—
Louisiana Fortify Homes Program	10,332,628	—	—	—
Insure Louisiana Incentive Program	11,675,000	—	—	—
Federal Funds	877,581	1,195,671	795,609	(400,062)
<b>Total:</b>	<b>\$39,237,807</b>	<b>\$15,568,512</b>	<b>\$16,689,981</b>	<b>\$1,121,469</b>

**Salaries**

Commitment Item	Name	FY2023-2024 Actuals	Existing Operating Budget as of 10/01/2024	FY2025-2026 Total Request	Over/Under EOB
5110010	SAL-CLASS-TO-REG	3,598,518	3,871,465	4,113,150	241,685
5110015	SAL-CLASS-TO-OT	2,505	—	—	—
5110020	SAL-CLASS-TO-TERM	4,082	—	—	—
5110025	SAL-UNCLASS-TO-REG	1,612,431	1,711,248	1,823,589	112,341
5110030	SAL-UNCLASS-TO-OT	493	—	—	—
5110035	SAL-UNCLASS-TO-TERM	45,396	—	—	—
<b>Total Salaries:</b>		<b>\$5,263,425</b>	<b>\$5,582,713</b>	<b>\$5,936,739</b>	<b>\$354,026</b>

**Other Compensation**

Commitment Item	Name	FY2023-2024 Actuals	Existing Operating Budget as of 10/01/2024	FY2025-2026 Total Request	Over/Under EOB
5120010	COMPENSATION/WAGES	157,229	260,130	242,670	(17,460)
5120035	STUDENT LABOR	13,743	52,000	52,000	—
<b>Total Other Compensation:</b>		<b>\$170,972</b>	<b>\$312,130</b>	<b>\$294,670</b>	<b>\$(17,460)</b>

**Related Benefits**

Commitment Item	Name	FY2023-2024 Actuals	Existing Operating Budget as of 10/01/2024	FY2025-2026 Total Request	Over/Under EOB
5130010	RET CONTR-STATE EMP	1,886,535	1,812,460	1,933,638	121,178
5130050	POSTRET BENEFITS	331,564	401,895	401,895	—
5130055	FICA TAX (OASDI)	3,931	8,425	19,352	10,927
5130060	MEDICARE TAX	73,861	88,481	92,947	4,466
5130070	GRP INS CONTRIBUTION	498,545	595,471	695,330	99,859
5130090	TAXABLE FRINGE BEN	8,723	8,400	12,000	3,600
<b>Total Related Benefits:</b>		<b>\$2,803,158</b>	<b>\$2,915,132</b>	<b>\$3,155,162</b>	<b>\$240,030</b>

**Travel**

Commitment Item	Name	FY2023-2024 Actuals	Existing Operating Budget as of 10/01/2024	FY2025-2026 Total Request	Over/Under EOB
5210010	IN-STATE TRAVEL-ADM	1,643	3,918	4,006	88
5210015	IN-STATE TRAVEL-CONF	4,453	66,750	68,246	1,496
5210020	IN-STATE TRAV-FIELD	9,448	8,625	8,818	193
5210025	IN-STATE TRV-BD MEM	—	129	132	3
5210030	IN-STATE TRV-IT/TRN	85	—	—	—
5210050	OUT-OF-STATE TRV-ADM	8,627	18,165	18,572	407
5210055	OUT-OF-STTRV-CONF	27,752	46,040	77,071	31,031
5210060	OUT-OF-STTRV-FIELD	3,300	1,893	1,935	42
5210070	OUT-OF-STTRV-IT/TRN	363	—	12,000	12,000
<b>Total Travel:</b>		<b>\$55,671</b>	<b>\$145,520</b>	<b>\$190,780</b>	<b>\$45,260</b>

**Operating Services**

Commitment Item	Name	FY2023-2024 Actuals	Existing Operating Budget as of 10/01/2024	FY2025-2026 Total Request	Over/Under EOB
5310001	SERV-ADVERTISING	9,043	12,762	3,220	(9,542)
5310004	SERV-BANK FEES	6,459	9,862	10,083	221
5310005	SERV-PRINTING	4,119	1,794	1,834	40
5310010	SERV-DUES & OTHER	2,185	1,724	2,964	1,240



Operating Services *(continued)*

Commitment Item	Name	FY2023-2024 Actuals	Existing Operating Budget as of 10/01/2024	FY2025-2026 Total Request	Over/Under EOB
5310011	SERV-SUBSCRIPTIONS	256,177	240,469	245,855	5,386
5310014	SERV-DRUG TESTING	875	610	624	14
5310042	SERV-BAR DUES	870	1,305	1,335	30
5310400	SERV-MISC	9,226	9,518	9,732	214
5330008	MAINT-EQUIPMENT	10,012	11,414	11,670	256
5330016	MAINT-DATA PROC EQP	106,738	85,388	109,801	24,413
5330018	MAINT-AUTO REPAIRS	2,474	389	398	9
5330026	MAINT-SOFTWRE MTCE	1,510,260	1,723,041	1,889,137	166,096
5340010	RENT-REAL ESTATE	12,772	13,121	13,415	294
5340020	RENT-EQUIPMENT	63,904	55,319	56,558	1,239
5340025	RENT-AUTOMOBILES	5,831	6,540	6,686	146
5340078	RENT-DATA-LIC SOFT	453,617	381,090	539,626	158,536
5350001	UTIL-INTERNET PROVID	39,623	38,579	48,571	9,992
5350004	UTIL-TELEPHONE SERV	—	628	642	14
5350006	UTIL-MAIL/DEL/POST	2,779	6,367	6,510	143
5350008	UTIL-DEL UPS/FED EXP	164	50	51	1
5350020	UTIL-MAIL/DEL/POST	1,780	1,500	1,534	34
<b>Total Operating Services:</b>		<b>\$2,498,907</b>	<b>\$2,601,470</b>	<b>\$2,960,246</b>	<b>\$358,776</b>

Supplies

Commitment Item	Name	FY2023-2024 Actuals	Existing Operating Budget as of 10/01/2024	FY2025-2026 Total Request	Over/Under EOB
5410001	SUP-OFFICE SUPPLIES	16,418	15,865	36,220	20,355
5410006	SUP-COMPUTER	24,122	80,310	103,109	22,799
5410013	SUP-FOOD & BEVERAGE	9,238	174	178	4
5410017	SUP-JANITORIAL	1,129	4,812	4,920	108

Supplies (continued)

Commitment Item	Name	FY2023-2024 Actuals	Existing Operating Budget as of 10/01/2024	FY2025-2026 Total Request	Over/Under EOB
5410027	SUP-OTHER MEDICAL	—	9	9	—
5410400	SUP-OTHER	29,255	12,567	37,848	25,281
<b>Total Supplies:</b>		<b>\$80,162</b>	<b>\$113,737</b>	<b>\$182,284</b>	<b>\$68,547</b>

Professional Services

Commitment Item	Name	FY2023-2024 Actuals	Existing Operating Budget as of 10/01/2024	FY2025-2026 Total Request	Over/Under EOB
5510005	PROF SERV-LEGAL	9,450	25,000	25,560	560
5510014	PROF SERV-IT CONSLT	450,000	605,557	819,121	213,564
5510400	PROF SERV-OTHER	699,967	945,940	748,980	(196,960)
<b>Total Professional Services:</b>		<b>\$1,159,417</b>	<b>\$1,576,497</b>	<b>\$1,593,661</b>	<b>\$17,164</b>

Other Charges

Commitment Item	Name	FY2023-2024 Actuals	Existing Operating Budget as of 10/01/2024	FY2025-2026 Total Request	Over/Under EOB
5620063	MISC-OPERATNG SVCS	22,007,628	—	—	—
5620112	MISC-OTH PUB SAF FRD	177,153	—	—	—
<b>Total Other Charges:</b>		<b>\$22,184,782</b>	<b>—</b>	<b>—</b>	<b>—</b>

Interagency Transfers

Commitment Item	Name	FY2023-2024 Actuals	Existing Operating Budget as of 10/01/2024	FY2025-2026 Total Request	Over/Under EOB
5950004	IAT-RELATED BENEFITS	—	7,934	7,934	—
5950007	IAT-PRINTING	19,269	23,089	38,089	15,000
5950008	IAT-POSTAGE	22,004	2,108	2,108	—
5950014	IAT-TELEPHONE	84,258	68,628	68,628	—
5950023	IAT-OTHER MAINTENANC	3,652,991	701,496	701,496	—
5950033	IAT-INTER AGY TRANS	60	268	268	—
5950049	IAT-CIVIL SERVICE	84,977	82,714	82,714	—
5950050	IAT-ORM INSURANCE	274,279	290,973	290,973	—

**Interagency Transfers** *(continued)*

Commitment Item	Name	FY2023-2024 Actuals	Existing Operating Budget as of 10/01/2024	FY2025-2026 Total Request	Over/Under EOB
5950051	IAT-OSUP	14,593	13,840	13,840	—
5950052	IAT-LEG. AUDITOR	94,850	100,371	112,575	12,204
5950053	IAT-STATE TREASURER	6,039	3,857	3,857	—
5950057	IAT-CAP POL-BLD SEC	240,979	208,528	208,528	—
5950058	IAT-TECH SVCS	104,766	103,025	103,025	—
5950059	IAT-ST PROCUREMENT	16,338	14,792	14,792	—
<b>Total Interagency Transfers:</b>		<b>\$4,615,402</b>	<b>\$1,621,623</b>	<b>\$1,648,827</b>	<b>\$27,204</b>

**Acquisitions**

Commitment Item	Name	FY2023-2024 Actuals	Existing Operating Budget as of 10/01/2024	FY2025-2026 Total Request	Over/Under EOB
5710221	ACQ-COMP HARDWARE	305,743	647,690	647,612	(78)
5710223	ACQ-COMM EQUIP	15,616	—	—	—
5710224	ACQ-OFFICE FURN&EQP	12,093	—	8,000	8,000
5710236	ACQ-OTHER	745	—	10,000	10,000
5710250	ACQ-AUTOMOBILES	—	52,000	62,000	10,000
5710921	COMPUTER/EQUIP-MA	71,714	—	—	—
<b>Total Acquisitions:</b>		<b>\$405,911</b>	<b>\$699,690</b>	<b>\$727,612</b>	<b>\$27,922</b>
<b>Total Expenditures for Program 1651</b>		<b>\$39,237,807</b>	<b>\$15,568,512</b>	<b>\$16,689,981</b>	<b>\$1,121,469</b>

**1652 - Market Compliance**

**Means of Financing**

Description	FY2023-2024 Actuals	Existing Operating Budget as of 10/01/2024	FY2025-2026 Total Request	Over/Under EOB	Percent Change
STATE GENERAL FUND (Direct)	—	—	—	—	—
STATE GENERAL FUND BY:	—	—	—	—	—
INTERAGENCY TRANSFERS	—	—	—	—	—
FEES & SELF-GENERATED	19,108,413	21,698,202	26,040,260	4,342,058	20.01%
STATUTORY DEDICATIONS	—	20,000,000	20,000,000	—	—
FEDERAL FUNDS	—	—	—	—	—
<b>TOTAL MEANS OF FINANCING</b>	<b>\$19,108,413</b>	<b>\$41,698,202</b>	<b>\$46,040,260</b>	<b>\$4,342,058</b>	<b>10.41%</b>

**Fees and Self-Generated**

Description	FY2023-2024 Actuals	Existing Operating Budget as of 10/01/2024	FY2025-2026 Total Request	Over/Under EOB	Percent Change
Fees & Self-generated	17,463,425	19,789,130	21,930,176	2,141,046	10.82%
Administrative Ded Fund Account - Department of Insurance	953,312	990,367	1,292,125	301,758	30.47%
Insurance Fraud Investigation Dedicated Fund Account	691,676	918,705	2,817,959	1,899,254	206.73%
<b>Total:</b>	<b>\$19,108,413</b>	<b>\$21,698,202</b>	<b>\$26,040,260</b>	<b>\$4,342,058</b>	<b>20.01%</b>

**Statutory Dedications**

Description	FY2023-2024 Actuals	Existing Operating Budget as of 10/01/2024	FY2025-2026 Total Request	Over/Under EOB	Percent Change
Louisiana Fortify Homes Program	—	20,000,000	20,000,000	—	—
<b>Total:</b>	<b>—</b>	<b>\$20,000,000</b>	<b>\$20,000,000</b>	<b>—</b>	<b>—</b>

**Program Expenditures**

Description	FY2023-2024 Actuals	Existing Operating Budget as of 10/01/2024	FY2025-2026 Total Request	Over/Under EOB	Percent Change
Salaries	10,209,619	11,063,612	11,647,444	583,832	5.28%
Other Compensation	124,021	172,572	172,572	—	—
Related Benefits	6,141,986	6,065,045	6,390,356	325,311	5.36%
<b>TOTAL PERSONAL SERVICES</b>	<b>\$16,475,626</b>	<b>\$17,301,229</b>	<b>\$18,210,372</b>	<b>\$909,143</b>	<b>5.25%</b>
Travel	103,137	154,793	341,108	186,315	120.36%
Operating Services	207,659	272,275	403,371	131,096	48.15%
Supplies	23,215	29,685	45,349	15,664	52.77%
<b>TOTAL OPERATING EXPENSES</b>	<b>\$334,010</b>	<b>\$456,753</b>	<b>\$789,828</b>	<b>\$333,075</b>	<b>72.92%</b>
<b>PROFESSIONAL SERVICES</b>	<b>\$1,978,812</b>	<b>\$3,543,951</b>	<b>\$6,643,791</b>	<b>\$3,099,840</b>	<b>87.47%</b>
Other Charges	—	20,000,000	20,000,000	—	—
Debt Service	—	—	—	—	—
Interagency Transfers	319,964	396,269	396,269	—	—
<b>TOTAL OTHER CHARGES</b>	<b>\$319,964</b>	<b>\$20,396,269</b>	<b>\$20,396,269</b>	<b>—</b>	<b>—</b>
Acquisitions	—	—	—	—	—
Major Repairs	—	—	—	—	—
<b>TOTAL ACQ. &amp; MAJOR REPAIRS</b>	<b>—</b>	<b>—</b>	<b>—</b>	<b>—</b>	<b>—</b>
<b>TOTAL EXPENDITURES</b>	<b>\$19,108,413</b>	<b>\$41,698,202</b>	<b>\$46,040,260</b>	<b>\$4,342,058</b>	<b>10.41%</b>

**Program Positions**

Classified	139	142	143	1	0.70%
Unclassified	13	16	16	—	—
<b>TOTAL AUTHORIZED T.O. POSITIONS</b>	<b>152</b>	<b>158</b>	<b>159</b>	<b>1</b>	<b>0.63%</b>
<b>TOTAL AUTHORIZED OTHER CHARGES POSITIONS</b>	<b>—</b>	<b>—</b>	<b>—</b>	<b>—</b>	<b>—</b>
<b>TOTAL NON-T.O. FTE POSITIONS</b>	<b>3</b>	<b>3</b>	<b>3</b>	<b>—</b>	<b>—</b>
<b>TOTAL POSITIONS</b>	<b>155</b>	<b>161</b>	<b>162</b>	<b>1</b>	<b>0.62%</b>

**Cost Detail**

**Means of Financing**

Description	FY2023-2024 Actuals	Existing Operating Budget as of 10/01/2024	FY2025-2026 Total Request	Over/Under EOB
Fees & Self-generated	17,463,425	19,789,130	21,930,176	2,141,046
Administrative Ded Fund Account - Department of Insurance	953,312	990,367	1,292,125	301,758
Insurance Fraud Investigation Dedicated Fund Account	691,676	918,705	2,817,959	1,899,254
Louisiana Fortify Homes Program	—	20,000,000	20,000,000	—
<b>Total:</b>	<b>\$19,108,413</b>	<b>\$41,698,202</b>	<b>\$46,040,260</b>	<b>\$4,342,058</b>

**Salaries**

Commitment Item	Name	FY2023-2024 Actuals	Existing Operating Budget as of 10/01/2024	FY2025-2026 Total Request	Over/Under EOB
5110010	SAL-CLASS-TO-REG	8,324,515	9,134,100	9,388,369	254,269
5110015	SAL-CLASS-TO-OT	1,204	—	—	—
5110020	SAL-CLASS-TO-TERM	20,915	—	—	—
5110025	SAL-UNCLASS-TO-REG	1,861,681	1,929,512	2,259,075	329,563
5110035	SAL-UNCLASS-TO-TERM	1,304	—	—	—
<b>Total Salaries:</b>		<b>\$10,209,619</b>	<b>\$11,063,612</b>	<b>\$11,647,444</b>	<b>\$583,832</b>

**Other Compensation**

Commitment Item	Name	FY2023-2024 Actuals	Existing Operating Budget as of 10/01/2024	FY2025-2026 Total Request	Over/Under EOB
5120010	COMPENSATION/WAGES	97,326	125,772	125,772	—
5120035	STUDENT LABOR	26,695	46,800	46,800	—
<b>Total Other Compensation:</b>		<b>\$124,021</b>	<b>\$172,572</b>	<b>\$172,572</b>	<b>—</b>

**Related Benefits**

Commitment Item	Name	FY2023-2024 Actuals	Existing Operating Budget as of 10/01/2024	FY2025-2026 Total Request	Over/Under EOB
5130010	RET CONTR-STATE EMP	3,862,880	3,671,187	3,939,551	268,364
5130050	POSTRET BENEFITS	1,044,619	968,192	968,192	—
5130055	FICA TAX (OASDI)	1,655	7,066	10,699	3,633

**Related Benefits** *(continued)*

Commitment Item	Name	FY2023-2024 Actuals	Existing Operating Budget as of 10/01/2024	FY2025-2026 Total Request	Over/Under EOB
5130060	MEDICARE TAX	140,027	166,007	171,393	5,386
5130070	GRP INS CONTRIBUTION	1,091,555	1,252,593	1,300,521	47,928
5130090	TAXABLE FRINGE BEN	1,250	—	—	—
<b>Total Related Benefits:</b>		<b>\$6,141,986</b>	<b>\$6,065,045</b>	<b>\$6,390,356</b>	<b>\$325,311</b>

**Travel**

Commitment Item	Name	FY2023-2024 Actuals	Existing Operating Budget as of 10/01/2024	FY2025-2026 Total Request	Over/Under EOB
5210010	IN-STATE TRAVEL-ADM	233	361	368	7
5210015	IN-STATE TRAVEL-CONF	14,947	54,194	64,160	9,966
5210020	IN-STATE TRAV-FIELD	705	15,399	80,743	65,344
5210050	OUT-OF-STATE TRV-ADM	4,479	2,244	2,294	50
5210055	OUT-OF-STTRV-CONF	77,062	78,950	181,816	102,866
5210060	OUT-OF-STTRV-FIELD	5,710	3,645	11,727	8,082
<b>Total Travel:</b>		<b>\$103,137</b>	<b>\$154,793</b>	<b>\$341,108</b>	<b>\$186,315</b>

**Operating Services**

Commitment Item	Name	FY2023-2024 Actuals	Existing Operating Budget as of 10/01/2024	FY2025-2026 Total Request	Over/Under EOB
5310001	SERV-ADVERTISING	—	46	47	1
5310005	SERV-PRINTING	510	1,128	1,151	23
5310010	SERV-DUES & OTHER	45,759	41,475	42,402	927
5310011	SERV-SUBSCRIPTIONS	74,399	72,396	74,018	1,622
5310042	SERV-BAR DUES	6,640	7,645	7,817	172
5310400	SERV-MISC	5,724	12,886	13,174	288
5330026	MAINT-SOFTWRE MTCE	15,500	—	—	—
5340010	RENT-REAL ESTATE	31,156	28,904	29,552	648
5340025	RENT-AUTOMOBILES	418	25,110	25,673	563
5340078	RENT-DATA-LIC SOFT	—	59,602	185,937	126,335



**Operating Services** *(continued)*

Commitment Item	Name	FY2023-2024 Actuals	Existing Operating Budget as of 10/01/2024	FY2025-2026 Total Request	Over/Under EOB
5350004	UTIL-TELEPHONE SERV	—	1,048	1,072	24
5350006	UTIL-MAIL/DEL/POST	27,221	21,100	21,572	472
5350020	UTIL-MAIL/DEL/POST	332	935	956	21
<b>Total Operating Services:</b>		<b>\$207,659</b>	<b>\$272,275</b>	<b>\$403,371</b>	<b>\$131,096</b>

**Supplies**

Commitment Item	Name	FY2023-2024 Actuals	Existing Operating Budget as of 10/01/2024	FY2025-2026 Total Request	Over/Under EOB
5410001	SUP-OFFICE SUPPLIES	1,566	105	106	1
5410006	SUP-COMPUTER	948	11,895	12,161	266
5410036	SUP-FUELTRAC	36	37	38	1
5410400	SUP-OTHER	20,664	17,648	33,044	15,396
<b>Total Supplies:</b>		<b>\$23,215</b>	<b>\$29,685</b>	<b>\$45,349</b>	<b>\$15,664</b>

**Professional Services**

Commitment Item	Name	FY2023-2024 Actuals	Existing Operating Budget as of 10/01/2024	FY2025-2026 Total Request	Over/Under EOB
5510001	PROF SERV-ACCT/AUDIT	1,723,424	2,710,000	4,515,704	1,805,704
5510005	PROF SERV-LEGAL	77,542	165,000	168,696	3,696
5510014	PROF SERV-IT CONSLT	—	50,000	51,120	1,120
5510038	PROF SERV-TRAVEL	195	—	—	—
5510400	PROF SERV-OTHER	177,653	618,951	1,908,271	1,289,320
<b>Total Professional Services:</b>		<b>\$1,978,812</b>	<b>\$3,543,951</b>	<b>\$6,643,791</b>	<b>\$3,099,840</b>

**Other Charges**

Commitment Item	Name	FY2023-2024 Actuals	Existing Operating Budget as of 10/01/2024	FY2025-2026 Total Request	Over/Under EOB
5620063	MISC-OPERATNG SVCS	—	20,000,000	20,000,000	—
<b>Total Other Charges:</b>		<b>—</b>	<b>\$20,000,000</b>	<b>\$20,000,000</b>	<b>—</b>

**Interagency Transfers**

<b>Commitment Item</b>	<b>Name</b>	<b>FY2023-2024 Actuals</b>	<b>Existing Operating Budget as of 10/01/2024</b>	<b>FY2025-2026 Total Request</b>	<b>Over/Under EOB</b>
5950001	IAT-COMMODITY/SERV	—	20,000	20,000	—
5950006	IAT-ADVERTISING	7,168	84,601	84,601	—
5950007	IAT-PRINTING	1,373	—	—	—
5950008	IAT-POSTAGE	10,934	2,111	2,111	—
5950014	IAT-TELEPHONE	8,840	13,516	13,516	—
5950055	IAT-ADMIN LAW JUDGE	291,650	276,041	276,041	—
<b>Total Interagency Transfers:</b>		<b>\$319,964</b>	<b>\$396,269</b>	<b>\$396,269</b>	<b>—</b>
<b>Total Expenditures for Program 1652</b>		<b>\$19,108,413</b>	<b>\$41,698,202</b>	<b>\$46,040,260</b>	<b>\$4,342,058</b>
<b>Total Agency Expenditures:</b>		<b>\$58,346,221</b>	<b>\$57,266,714</b>	<b>\$62,730,241</b>	<b>\$5,463,527</b>

## SOURCE OF FUNDING SUMMARY

### Agency Overview

#### Fees & Self-generated

Description	FY2023-2024 Actuals	Existing Operating Budget as of 10/01/2024	FY2025-2026 Total Request	Over/Under EOB	Form ID
INSURANCE PREMIUM TAXES	90,000	90,000	90,000	—	33365
ADMIN FUND-HIPAA ASSMNT	953,312	990,367	1,292,125	301,758	33366
REGULATORY FEES	33,518,870	34,041,971	37,704,548	3,662,577	33369
I09-INSURANCE FRAUD	30,000	30,000	30,000	—	33373
I09-INSURANCE FRAUD	691,676	918,705	2,817,959	1,899,254	33374
I12 LATIFPA FUND	177,153	—	—	—	33375
<b>Total Fees &amp; Self-generated</b>	<b>\$35,461,011</b>	<b>\$36,071,043</b>	<b>\$41,934,632</b>	<b>\$5,863,589</b>	

#### Statutory Dedications

Description	FY2023-2024 Actuals	Existing Operating Budget as of 10/01/2024	FY2025-2026 Total Request	Over/Under EOB	Form ID
I14 - FORTIFIED HOMES	10,332,628	20,000,000	20,000,000	—	34844
I15 -LA INSURE INCENTIVE	11,675,000	—	—	—	34845
<b>Total Statutory Dedications</b>	<b>\$22,007,628</b>	<b>\$20,000,000</b>	<b>\$20,000,000</b>	<b>—</b>	

#### Federal Funds

Description	FY2023-2024 Actuals	Existing Operating Budget as of 10/01/2024	FY2025-2026 Total Request	Over/Under EOB	Form ID
SHIIP GRANT	877,581	1,195,671	795,609	(400,062)	33367
<b>Total Federal Funds</b>	<b>\$877,581</b>	<b>\$1,195,671</b>	<b>\$795,609</b>	<b>\$(400,062)</b>	
<b>Total Sources of Funding:</b>	<b>\$58,346,220</b>	<b>\$57,266,714</b>	<b>\$62,730,241</b>	<b>\$5,463,527</b>	

**SOURCE OF FUNDING DETAIL**

**Statutory Dedications**

**Form 34844 — 165-Fortified Homes Program**

Expenditures	Existing Operating Budget as of 10/01/2024			FY2025-2026 Total Request			FY2026-2027 Projected		
	Means of Financing	In-Kind Match	Cash Match	Means of Financing	In-Kind Match	Cash Match	Means of Financing	In-Kind Match	Cash Match
Salaries	—	—	—	—	—	—	—	—	—
Other Compensation	—	—	—	—	—	—	—	—	—
Related Benefits	—	—	—	—	—	—	—	—	—
<b>TOTAL PERSONAL SERVICES</b>	—	—	—	—	—	—	—	—	—
Travel	—	—	—	—	—	—	—	—	—
Operating Services	—	—	—	—	—	—	—	—	—
Supplies	—	—	—	—	—	—	—	—	—
<b>TOTAL OPERATING EXPENSES</b>	—	—	—	—	—	—	—	—	—
<b>PROFESSIONAL SERVICES</b>	—	—	—	—	—	—	—	—	—
Other Charges	20,000,000	—	—	20,000,000	—	—	20,000,000	—	—
Debt Service	—	—	—	—	—	—	—	—	—
Interagency Transfers	—	—	—	—	—	—	—	—	—
<b>TOTAL OTHER CHARGES</b>	<b>\$20,000,000</b>	—	—	<b>\$20,000,000</b>	—	—	<b>\$20,000,000</b>	—	—
Acquisitions	—	—	—	—	—	—	—	—	—
Major Repairs	—	—	—	—	—	—	—	—	—
<b>TOTAL ACQ. &amp; MAJOR REPAIRS</b>	—	—	—	—	—	—	—	—	—
<b>TOTAL EXPENDITURES</b>	<b>\$20,000,000</b>	—	—	<b>\$20,000,000</b>	—	—	<b>\$20,000,000</b>	—	—

**Form 34844 — 165-Fortified Homes Program**

Question	Narrative Response
<b>State the purpose, source and legal citation.</b>	LA R.S. 22:1483.1 - The Louisiana Fortify Homes Program was created to make financial grants to retrofit roofs of insurable property with a homestead exemption to resist loss and meet or exceed the fortified home standards of the Insurance Institute for Business and Home Safety. Act 410 of the 2023 Regular Session transferred \$20 million of State General Funds and \$10 million of LDI's Self-Generated surplus collections to the Louisiana Fortify Homes Fund (I14).
<b>Agency discretion or Federal requirement?</b>	Agency Discretion
<b>Describe any budgetary peculiarities.</b>	N/A
<b>Is the Total Request amount for multiple years?</b>	Funding availability for this program is unknown at this time to anticipate budget needed for multiple years
<b>Additional information or comments.</b>	N/A
<b>Provide the amount of any indirect costs.</b>	N/A
<b>Any indirect costs funded with other MOF?</b>	N/A
<b>Objectives and indicators in the Operational Plan.</b>	N/A
<b>Additional information or comments.</b>	N/A

**Form 34845 — 165-Insure Louisiana Incentive Program**

Expenditures	Existing Operating Budget as of 10/01/2024			FY2025-2026 Total Request			FY2026-2027 Projected		
	Means of Financing	In-Kind Match	Cash Match	Means of Financing	In-Kind Match	Cash Match	Means of Financing	In-Kind Match	Cash Match
Salaries	—	—	—	—	—	—	—	—	—
Other Compensation	—	—	—	—	—	—	—	—	—
Related Benefits	—	—	—	—	—	—	—	—	—
<b>TOTAL PERSONAL SERVICES</b>	—	—	—	—	—	—	—	—	—
Travel	—	—	—	—	—	—	—	—	—
Operating Services	—	—	—	—	—	—	—	—	—
Supplies	—	—	—	—	—	—	—	—	—
<b>TOTAL OPERATING EXPENSES</b>	—	—	—	—	—	—	—	—	—
<b>PROFESSIONAL SERVICES</b>	—	—	—	—	—	—	—	—	—
Other Charges	—	—	—	—	—	—	—	—	—
Debt Service	—	—	—	—	—	—	—	—	—
Interagency Transfers	—	—	—	—	—	—	—	—	—
<b>TOTAL OTHER CHARGES</b>	—	—	—	—	—	—	—	—	—
Acquisitions	—	—	—	—	—	—	—	—	—
Major Repairs	—	—	—	—	—	—	—	—	—
<b>TOTAL ACQ. &amp; MAJOR REPAIRS</b>	—	—	—	—	—	—	—	—	—
<b>TOTAL EXPENDITURES</b>	—	—	—	—	—	—	—	—	—

**Form 34845 — 165-Insure Louisiana Incentive Program**

Question	Narrative Response
<b>State the purpose, source and legal citation.</b>	LA R.S. 22:2361 through 2370 and 22:2371 - The Insure Louisiana Incentive Program was created to award matching capital grant funds through the program to qualified property insurance companies. Act 410 of the 2023 Regular Session transferred \$7.5 million of State General Funds and \$2.5 million of the LDI's Self-Generated surplus collections to the Insure Louisiana Incentive Program Fund (I15).
<b>Agency discretion or Federal requirement?</b>	Agency Discretion
<b>Describe any budgetary peculiarities.</b>	N/A
<b>Is the Total Request amount for multiple years?</b>	Funding availability for this program is unknown at this time to anticipate budget needed for multiple years.
<b>Additional information or comments.</b>	N/A
<b>Provide the amount of any indirect costs.</b>	N/A
<b>Any indirect costs funded with other MOF?</b>	N/A
<b>Objectives and indicators in the Operational Plan.</b>	N/A
<b>Additional information or comments.</b>	N/A

Federal Funds

Form 33367 — 165-SHIIP Grant

Expenditures	Existing Operating Budget as of 10/01/2024			FY2025-2026 Total Request			FY2026-2027 Projected		
	Means of Financing	In-Kind Match	Cash Match	Means of Financing	In-Kind Match	Cash Match	Means of Financing	In-Kind Match	Cash Match
Salaries	252,485	—	—	263,597	—	—	263,597	—	—
Other Compensation	145,496	—	—	128,036	—	—	128,036	—	—
Related Benefits	176,276	—	—	147,102	—	—	147,102	—	—
<b>TOTAL PERSONAL SERVICES</b>	<b>\$574,257</b>	<b>—</b>	<b>—</b>	<b>\$538,735</b>	<b>—</b>	<b>—</b>	<b>\$538,735</b>	<b>—</b>	<b>—</b>
Travel	8,099	—	—	8,281	—	—	8,281	—	—
Operating Services	15,516	—	—	6,035	—	—	6,035	—	—
Supplies	1,829	—	—	1,871	—	—	1,871	—	—
<b>TOTAL OPERATING EXPENSES</b>	<b>\$25,444</b>	<b>—</b>	<b>—</b>	<b>\$16,187</b>	<b>—</b>	<b>—</b>	<b>\$16,187</b>	<b>—</b>	<b>—</b>
<b>PROFESSIONAL SERVICES</b>	<b>\$574,400</b>	<b>—</b>	<b>—</b>	<b>\$219,117</b>	<b>—</b>	<b>—</b>	<b>\$219,117</b>	<b>—</b>	<b>—</b>
Other Charges	—	—	—	—	—	—	—	—	—
Debt Service	—	—	—	—	—	—	—	—	—
Interagency Transfers	21,570	—	—	21,570	—	—	21,570	—	—
<b>TOTAL OTHER CHARGES</b>	<b>\$21,570</b>	<b>—</b>	<b>—</b>	<b>\$21,570</b>	<b>—</b>	<b>—</b>	<b>\$21,570</b>	<b>—</b>	<b>—</b>
Acquisitions	—	—	—	—	—	—	—	—	—
Major Repairs	—	—	—	—	—	—	—	—	—
<b>TOTAL ACQ. &amp; MAJOR REPAIRS</b>	<b>—</b>	<b>—</b>	<b>—</b>	<b>—</b>	<b>—</b>	<b>—</b>	<b>—</b>	<b>—</b>	<b>—</b>
<b>TOTAL EXPENDITURES</b>	<b>\$1,195,671</b>	<b>—</b>	<b>—</b>	<b>\$795,609</b>	<b>—</b>	<b>—</b>	<b>\$795,609</b>	<b>—</b>	<b>—</b>



Form 33367 — 165-SHIIP Grant

Question	Narrative Response
<b>State the purpose, source and legal citation.</b>	Federal Grant - CFDA 93.324 Department of Health and Human Services Administration for Community Living CDAP- State Health Insurance Assistance Program. The grant funds the activities of the Senior Health Insurance Information Program (SHIP) for the agency.
<b>Agency discretion or Federal requirement?</b>	Federal Requirements
<b>Describe any budgetary peculiarities.</b>	N/A
<b>Is the Total Request amount for multiple years?</b>	Based on annual award submitted/awarded; however funds not expended at the end of the existing budget year may be carried forward, upon approval, until the total grant is expended.
<b>Additional information or comments.</b>	N/A
<b>Provide the amount of any indirect costs.</b>	N/A
<b>Any indirect costs funded with other MOF?</b>	N/A
<b>Objectives and indicators in the Operational Plan.</b>	PM Objectives: 1651-05 PI Code : 999 (K), 996 (K), 25346 (K), 25344 (S), 25345 (S), 25401 (G), 25403 (G)
<b>Additional information or comments.</b>	N/A

Fees & Self-generated

Form 33365 — 165-Annual Premium Tax Fee

Expenditures	Existing Operating Budget as of 10/01/2024			FY2025-2026 Total Request			FY2026-2027 Projected		
	Means of Financing	In-Kind Match	Cash Match	Means of Financing	In-Kind Match	Cash Match	Means of Financing	In-Kind Match	Cash Match
Salaries	64,103	—	—	64,103	—	—	63,985	—	—
Other Compensation	—	—	—	—	—	—	—	—	—
Related Benefits	25,897	—	—	25,897	—	—	26,015	—	—
<b>TOTAL PERSONAL SERVICES</b>	<b>\$90,000</b>	<b>—</b>	<b>—</b>	<b>\$90,000</b>	<b>—</b>	<b>—</b>	<b>\$90,000</b>	<b>—</b>	<b>—</b>
Travel	—	—	—	—	—	—	—	—	—
Operating Services	—	—	—	—	—	—	—	—	—
Supplies	—	—	—	—	—	—	—	—	—
<b>TOTAL OPERATING EXPENSES</b>	<b>—</b>	<b>—</b>	<b>—</b>	<b>—</b>	<b>—</b>	<b>—</b>	<b>—</b>	<b>—</b>	<b>—</b>
<b>PROFESSIONAL SERVICES</b>	<b>—</b>	<b>—</b>	<b>—</b>	<b>—</b>	<b>—</b>	<b>—</b>	<b>—</b>	<b>—</b>	<b>—</b>
Other Charges	—	—	—	—	—	—	—	—	—
Debt Service	—	—	—	—	—	—	—	—	—
Interagency Transfers	—	—	—	—	—	—	—	—	—
<b>TOTAL OTHER CHARGES</b>	<b>—</b>	<b>—</b>	<b>—</b>	<b>—</b>	<b>—</b>	<b>—</b>	<b>—</b>	<b>—</b>	<b>—</b>
Acquisitions	—	—	—	—	—	—	—	—	—
Major Repairs	—	—	—	—	—	—	—	—	—
<b>TOTAL ACQ. &amp; MAJOR REPAIRS</b>	<b>—</b>	<b>—</b>	<b>—</b>	<b>—</b>	<b>—</b>	<b>—</b>	<b>—</b>	<b>—</b>	<b>—</b>
<b>TOTAL EXPENDITURES</b>	<b>\$90,000</b>	<b>—</b>	<b>—</b>	<b>\$90,000</b>	<b>—</b>	<b>—</b>	<b>\$90,000</b>	<b>—</b>	<b>—</b>

**Form 33365 — 165-Annual Premium Tax Fee**

Question	Narrative Response
<b>State the purpose, source and legal citation.</b>	LA R.S. 22:794 Authorizes the Commissioner of Insurance to withhold from the taxes collected, the sum not to exceed \$90,000 per annum to defray the expense of collecting taxes imposed and for the operation of the insurance department.
<b>Agency discretion or Federal requirement?</b>	Agency discretion
<b>Describe any budgetary peculiarities.</b>	N/A
<b>Is the Total Request amount for multiple years?</b>	Yes, The law allows the LDI to retain \$90,000 per year to defray the operating expenses of collecting the taxes.
<b>Additional information or comments.</b>	N/A
<b>Provide the amount of any indirect costs.</b>	N/A
<b>Any indirect costs funded with other MOF?</b>	N/A
<b>Objectives and indicators in the Operational Plan.</b>	N/A
<b>Additional information or comments.</b>	N/A

Form 33366 — 165-Administrative Fund Dedicated Fund Account

Expenditures	Existing Operating Budget as of 10/01/2024			FY2025-2026 Total Request			FY2026-2027 Projected		
	Means of Financing	In-Kind Match	Cash Match	Means of Financing	In-Kind Match	Cash Match	Means of Financing	In-Kind Match	Cash Match
Salaries	600,279	—	—	636,466	—	—	—	636,466	—
Other Compensation	—	—	—	—	—	—	—	—	—
Related Benefits	314,236	—	—	338,107	—	—	—	338,107	—
<b>TOTAL PERSONAL SERVICES</b>	<b>\$914,515</b>	<b>—</b>	<b>—</b>	<b>\$974,573</b>	<b>—</b>	<b>—</b>	<b>—</b>	<b>\$974,573</b>	<b>—</b>
Travel	8,998	—	—	9,200	—	—	—	9,200	—
Operating Services	7,729	—	—	7,903	—	—	—	7,903	—
Supplies	1,543	—	—	1,577	—	—	—	1,577	—
<b>TOTAL OPERATING EXPENSES</b>	<b>\$18,270</b>	<b>—</b>	<b>—</b>	<b>\$18,680</b>	<b>—</b>	<b>—</b>	<b>—</b>	<b>\$18,680</b>	<b>—</b>
<b>PROFESSIONAL SERVICES</b>	<b>\$57,570</b>	<b>—</b>	<b>—</b>	<b>\$298,860</b>	<b>—</b>	<b>—</b>	<b>—</b>	<b>\$298,860</b>	<b>—</b>
Other Charges	—	—	—	—	—	—	—	—	—
Debt Service	—	—	—	—	—	—	—	—	—
Interagency Transfers	12	—	—	12	—	—	—	12	—
<b>TOTAL OTHER CHARGES</b>	<b>\$12</b>	<b>—</b>	<b>—</b>	<b>\$12</b>	<b>—</b>	<b>—</b>	<b>—</b>	<b>\$12</b>	<b>—</b>
Acquisitions	—	—	—	—	—	—	—	—	—
Major Repairs	—	—	—	—	—	—	—	—	—
<b>TOTAL ACQ. &amp; MAJOR REPAIRS</b>	<b>—</b>	<b>—</b>	<b>—</b>	<b>—</b>	<b>—</b>	<b>—</b>	<b>—</b>	<b>—</b>	<b>—</b>
<b>TOTAL EXPENDITURES</b>	<b>\$990,367</b>	<b>—</b>	<b>—</b>	<b>\$1,292,125</b>	<b>—</b>	<b>—</b>	<b>—</b>	<b>\$1,292,125</b>	<b>—</b>

**Form 33366 — 165-Administrative Fund Dedicated Fund Account**

Question	Narrative Response
<b>State the purpose, source and legal citation.</b>	LA R.S. 22:1071 - Provides for the Department of Insurance to collect penalties and an assessment not to exceed five one-hundredths of one percent (.0005) of the amount of certain premiums received in this state by health insurers during the preceding year ending December 31. The Commissioner shall establish the annual assessment percentage based on the cost of administering and enforcing the provisions of this Part and shall deduct any amounts collected from penalties imposed which are available and appropriated for use. An amount equal to that deposit shall be credited to a special fund known as the Administrative Fund of the Department of Insurance. All unexpected and unencumbered monies in this fund at the end of the fiscal year shall remain in such fund. Interest earned on investments of these monies by the State Treasurer shall be credited to this fund. The monies in the Administrative Fund of the Department of Insurance shall be used solely for the expenses in connection with the administration and enforcement of the provisions of LA R.S. 22:1071.
<b>Agency discretion or Federal requirement?</b>	Agency Discretion
<b>Describe any budgetary peculiarities.</b>	N/A
<b>Is the Total Request amount for multiple years?</b>	July 1, 2025 to June 30, 2026
<b>Additional information or comments.</b>	N/A
<b>Provide the amount of any indirect costs.</b>	N/A
<b>Any indirect costs funded with other MOF?</b>	N/A
<b>Objectives and indicators in the Operational Plan.</b>	PM Objectives: 1652-03, 1652-04, 1652-05 LaPAS PI Code (Level): 12290 (K), 22857 (K), 986 (G), 10212 (G), 985 (G), 25408 (G), 22849 (G), 25987 (G), 25988 (G), 25990 (G), 25991 (G), 13988 (K), 13987 (G), 13990 (G), 13991 (G), 25406 (G), 25407 (G), 25847 (K), 25962 (G), 25963 (G)
<b>Additional information or comments.</b>	N/A

**Form 33369 — 165-Self Generated Regulatory Fees**

Expenditures	Existing Operating Budget as of 10/01/2024			FY2025-2026 Total Request			FY2026-2027 Projected		
	Means of Financing	In-Kind Match	Cash Match	Means of Financing	In-Kind Match	Cash Match	Means of Financing	In-Kind Match	Cash Match
Salaries	15,226,424	—	—	15,631,949	—	—	15,631,949	—	—
Other Compensation	272,059	—	—	234,259	—	—	234,259	—	—
Related Benefits	8,317,809	—	—	8,544,661	—	—	8,544,661	—	—
<b>TOTAL PERSONAL SERVICES</b>	<b>\$23,816,292</b>	<b>—</b>	<b>—</b>	<b>\$24,410,869</b>	<b>—</b>	<b>—</b>	<b>\$24,410,869</b>	<b>—</b>	<b>—</b>
Travel	281,869	—	—	474,377	—	—	474,377	—	—
Operating Services	2,847,575	—	—	3,248,392	—	—	3,248,392	—	—
Supplies	138,784	—	—	207,876	—	—	207,876	—	—
<b>TOTAL OPERATING EXPENSES</b>	<b>\$3,268,228</b>	<b>—</b>	<b>—</b>	<b>\$3,930,645</b>	<b>—</b>	<b>—</b>	<b>\$3,930,645</b>	<b>—</b>	<b>—</b>
<b>PROFESSIONAL SERVICES</b>	<b>\$4,261,478</b>	<b>—</b>	<b>—</b>	<b>\$6,611,935</b>	<b>—</b>	<b>—</b>	<b>\$6,611,935</b>	<b>—</b>	<b>—</b>
Other Charges	—	—	—	—	—	—	—	—	—
Debt Service	—	—	—	—	—	—	—	—	—
Interagency Transfers	1,996,283	—	—	2,023,487	—	—	2,023,487	—	—
<b>TOTAL OTHER CHARGES</b>	<b>\$1,996,283</b>	<b>—</b>	<b>—</b>	<b>\$2,023,487</b>	<b>—</b>	<b>—</b>	<b>\$2,023,487</b>	<b>—</b>	<b>—</b>
Acquisitions	699,690	—	—	727,612	—	—	727,612	—	—
Major Repairs	—	—	—	—	—	—	—	—	—
<b>TOTAL ACQ. &amp; MAJOR REPAIRS</b>	<b>\$699,690</b>	<b>—</b>	<b>—</b>	<b>\$727,612</b>	<b>—</b>	<b>—</b>	<b>\$727,612</b>	<b>—</b>	<b>—</b>
<b>TOTAL EXPENDITURES</b>	<b>\$34,041,971</b>	<b>—</b>	<b>—</b>	<b>\$37,704,548</b>	<b>—</b>	<b>—</b>	<b>\$37,704,548</b>	<b>—</b>	<b>—</b>

**Form 33369 — 165-Self Generated Regulatory Fees**

Question	Narrative Response
<b>State the purpose, source and legal citation.</b>	Collected per LA R.S. 22 (Insurance Code) for fees and operating expenses associated with the regulation of insurance.
<b>Agency discretion or Federal requirement?</b>	Agency Discretion
<b>Describe any budgetary peculiarities.</b>	N/A
<b>Is the Total Request amount for multiple years?</b>	July 1, 2025 to June 30, 2026
<b>Additional information or comments.</b>	N/A
<b>Provide the amount of any indirect costs.</b>	N/A
<b>Any indirect costs funded with other MOF?</b>	N/A
<b>Objectives and indicators in the Operational Plan.</b>	These fees fund numerous divisions throughout the department and affect numerous objectives and indicators throughout the Operational Plan.
<b>Additional information or comments.</b>	N/A

**Form 33373 — 165-Insurance Fraud Investigation Fund Administrative Fee SG**

Expenditures	Existing Operating Budget as of 10/01/2024			FY2025-2026 Total Request			FY2026-2027 Projected		
	Means of Financing	In-Kind Match	Cash Match	Means of Financing	In-Kind Match	Cash Match	Means of Financing	In-Kind Match	Cash Match
Salaries	21,104	—	—	21,104	—	—	21,104	—	—
Other Compensation	—	—	—	—	—	—	—	—	—
Related Benefits	8,896	—	—	8,896	—	—	8,896	—	—
<b>TOTAL PERSONAL SERVICES</b>	<b>\$30,000</b>	<b>—</b>	<b>—</b>	<b>\$30,000</b>	<b>—</b>	<b>—</b>	<b>\$30,000</b>	<b>—</b>	<b>—</b>
Travel	—	—	—	—	—	—	—	—	—
Operating Services	—	—	—	—	—	—	—	—	—
Supplies	—	—	—	—	—	—	—	—	—
<b>TOTAL OPERATING EXPENSES</b>	<b>—</b>	<b>—</b>	<b>—</b>	<b>—</b>	<b>—</b>	<b>—</b>	<b>—</b>	<b>—</b>	<b>—</b>
<b>PROFESSIONAL SERVICES</b>	<b>—</b>	<b>—</b>	<b>—</b>	<b>—</b>	<b>—</b>	<b>—</b>	<b>—</b>	<b>—</b>	<b>—</b>
Other Charges	—	—	—	—	—	—	—	—	—
Debt Service	—	—	—	—	—	—	—	—	—
Interagency Transfers	—	—	—	—	—	—	—	—	—
<b>TOTAL OTHER CHARGES</b>	<b>—</b>	<b>—</b>	<b>—</b>	<b>—</b>	<b>—</b>	<b>—</b>	<b>—</b>	<b>—</b>	<b>—</b>
Acquisitions	—	—	—	—	—	—	—	—	—
Major Repairs	—	—	—	—	—	—	—	—	—
<b>TOTAL ACQ. &amp; MAJOR REPAIRS</b>	<b>—</b>	<b>—</b>	<b>—</b>	<b>—</b>	<b>—</b>	<b>—</b>	<b>—</b>	<b>—</b>	<b>—</b>
<b>TOTAL EXPENDITURES</b>	<b>\$30,000</b>	<b>—</b>	<b>—</b>	<b>\$30,000</b>	<b>—</b>	<b>—</b>	<b>\$30,000</b>	<b>—</b>	<b>—</b>



**Form 33373 — 165-Insurance Fraud Investigation Fund Administrative Fee SG**

Question	Narrative Response
<b>State the purpose, source and legal citation.</b>	LA R.S. 40:1428 - Provides for the Department of Insurance to assess a special fee on the direct premiums collected not to exceed .000375 multiplied times the amount of direct premium dollars received that are subject to the fee. The Commissioner shall establish the annual assessment percentage based on the cost of investigation, enforcement and prosecution of insurance fraud. An amount equal to that deposit shall be credited to a special fund known as the Insurance Fraud Investigation Fund. The monies in the Insurance Fraud Investigation Fund shall be used solely for the expenses in connection with the investigation, enforcement and prosecution of insurance fraud. The Commissioner of Insurance may retain thirty thousand (\$30,000) per year from the fees collected to defray the operating expenses of the Department of Insurance and may retain one hundred eighty-seven (\$187,000) to fund the Louisiana Automobile Theft and Fraud Prevention Authority pursuant to 22:2134.
<b>Agency discretion or Federal requirement?</b>	Agency Discretion
<b>Describe any budgetary peculiarities.</b>	N/A
<b>Is the Total Request amount for multiple years?</b>	Yes, the law allows the LDI to retain \$30,000 per year to defray the operating expenses of collecting the assessment.
<b>Additional information or comments.</b>	N/A
<b>Provide the amount of any indirect costs.</b>	N/A
<b>Any indirect costs funded with other MOF?</b>	N/A
<b>Objectives and indicators in the Operational Plan.</b>	PM Objectives: 1651-06, 1651-07, 1651-08 PI Codes (Level): 890 (S), 898 (G), 899 (G), 893 (G), 894 (G), 895 (G), 6397 (G), 25813 (G), 896 (G), 23501 (G), 24327 (G), 24328 (G), 901 (S), 891 (G), 25404 (G), 22835 (S), 22836 (S)
<b>Additional information or comments.</b>	N/A

Form 33374 — 165-Insurance Fraud Investigation Fund-Operating

Expenditures	Existing Operating Budget as of 10/01/2024			FY2025-2026 Total Request			FY2026-2027 Projected		
	Means of Financing	In-Kind Match	Cash Match	Means of Financing	In-Kind Match	Cash Match	Means of Financing	In-Kind Match	Cash Match
Salaries	481,930	—	—	966,964	—	—	966,964	—	—
Other Compensation	67,147	—	—	104,947	—	—	104,947	—	—
Related Benefits	137,063	—	—	480,855	—	—	480,855	—	—
<b>TOTAL PERSONAL SERVICES</b>	<b>\$686,140</b>	<b>—</b>	<b>—</b>	<b>\$1,552,766</b>	<b>—</b>	<b>—</b>	<b>\$1,552,766</b>	<b>—</b>	<b>—</b>
Travel	1,347	—	—	40,030	—	—	40,030	—	—
Operating Services	2,925	—	—	101,287	—	—	101,287	—	—
Supplies	1,266	—	—	16,309	—	—	16,309	—	—
<b>TOTAL OPERATING EXPENSES</b>	<b>\$5,538</b>	<b>—</b>	<b>—</b>	<b>\$157,626</b>	<b>—</b>	<b>—</b>	<b>\$157,626</b>	<b>—</b>	<b>—</b>
<b>PROFESSIONAL SERVICES</b>	<b>\$227,000</b>	<b>—</b>	<b>—</b>	<b>\$1,107,540</b>	<b>—</b>	<b>—</b>	<b>\$1,107,540</b>	<b>—</b>	<b>—</b>
Other Charges	—	—	—	—	—	—	—	—	—
Debt Service	—	—	—	—	—	—	—	—	—
Interagency Transfers	27	—	—	27	—	—	27	—	—
<b>TOTAL OTHER CHARGES</b>	<b>\$27</b>	<b>—</b>	<b>—</b>	<b>\$27</b>	<b>—</b>	<b>—</b>	<b>\$27</b>	<b>—</b>	<b>—</b>
Acquisitions	—	—	—	—	—	—	—	—	—
Major Repairs	—	—	—	—	—	—	—	—	—
<b>TOTAL ACQ. &amp; MAJOR REPAIRS</b>	<b>—</b>	<b>—</b>	<b>—</b>	<b>—</b>	<b>—</b>	<b>—</b>	<b>—</b>	<b>—</b>	<b>—</b>
<b>TOTAL EXPENDITURES</b>	<b>\$918,705</b>	<b>—</b>	<b>—</b>	<b>\$2,817,959</b>	<b>—</b>	<b>—</b>	<b>\$2,817,959</b>	<b>—</b>	<b>—</b>

**Form 33374 — 165-Insurance Fraud Investigation Fund-Operating**

Question	Narrative Response
<b>State the purpose, source and legal citation.</b>	LA R.S. 40:1428 - Provides for the Department of Insurance to assess a special fee on the direct premiums collected not to exceed .000375 multiplied times the amount of direct premium dollars received that are subject to the fee. The Commissioner shall establish the annual assessment percentage based on the cost of investigation, enforcement and prosecution of insurance fraud. An amount equal to that deposit shall be credited to a special fund known as the Insurance Fraud Investigation Fund. The monies in the Insurance Fraud Investigation Fund shall be used solely for the expenses in connection with the investigation, enforcement and prosecution of insurance fraud. The Commissioner of Insurance may retain thirty thousand (\$30,000) per year from the fees collected to defray the operating expenses of the Department of Insurance and may retain one hundred eighty-seven (\$187,000) to fund the Louisiana Automobile Theft and Fraud Prevention Authority pursuant to 22:2134.
<b>Agency discretion or Federal requirement?</b>	Agency Discretion
<b>Describe any budgetary peculiarities.</b>	N/A
<b>Is the Total Request amount for multiple years?</b>	July 1, 2025 to June 30, 2026
<b>Additional information or comments.</b>	Act 1013 of the 2010 Regular Legislative Session. LA R.S. 40:1428.C. All unexpended and unencumbered monies in this fund at the end of the fiscal year shall be refunded to each insurer licensed by the Department of Insurance to conduct business in this state assessed a fee pursuant to this Section on a pro-rata basis based on each insurer's proportionate share of the total fees collected pursuant to this Section.
<b>Provide the amount of any indirect costs.</b>	N/A
<b>Any indirect costs funded with other MOF?</b>	N/A
<b>Objectives and indicators in the Operational Plan.</b>	PM Objective: I.9 1652-09 PI Codes: 12276 (K), 12278 (K), 12282 (G), 959 (G), 962 (G), 12279 (G), 12281 (G), 24332 (G), 24333 (G), 23502 (G), 24334 (G), 25410 (G)
<b>Additional information or comments.</b>	N/A

**Form 33375 — 165-LA Auto Theft and Insurance Fraud Prevention Authority**

Expenditures	Existing Operating Budget as of 10/01/2024			FY2025-2026 Total Request			FY2026-2027 Projected		
	Means of Financing	In-Kind Match	Cash Match	Means of Financing	In-Kind Match	Cash Match	Means of Financing	In-Kind Match	Cash Match
Salaries	—	—	—	—	—	—	—	—	—
Other Compensation	—	—	—	—	—	—	—	—	—
Related Benefits	—	—	—	—	—	—	—	—	—
<b>TOTAL PERSONAL SERVICES</b>	—	—	—	—	—	—	—	—	—
Travel	—	—	—	—	—	—	—	—	—
Operating Services	—	—	—	—	—	—	—	—	—
Supplies	—	—	—	—	—	—	—	—	—
<b>TOTAL OPERATING EXPENSES</b>	—	—	—	—	—	—	—	—	—
<b>PROFESSIONAL SERVICES</b>	—	—	—	—	—	—	—	—	—
Other Charges	—	—	—	—	—	—	—	—	—
Debt Service	—	—	—	—	—	—	—	—	—
Interagency Transfers	—	—	—	—	—	—	—	—	—
<b>TOTAL OTHER CHARGES</b>	—	—	—	—	—	—	—	—	—
Acquisitions	—	—	—	—	—	—	—	—	—
Major Repairs	—	—	—	—	—	—	—	—	—
<b>TOTAL ACQ. &amp; MAJOR REPAIRS</b>	—	—	—	—	—	—	—	—	—
<b>TOTAL EXPENDITURES</b>	—	—	—	—	—	—	—	—	—

**Form 33375 — 165-LA Auto Theft and Insurance Fraud Prevention Authority**

Question	Narrative Response
<b>State the purpose, source and legal citation.</b>	Act 339 of the 2024 Regular Session abolished the Automobile Theft and Insurance Fraud Prevention Authority. Act 340 of the 2024 Regular Session transferred the \$187,000 collected through the Insurance Fraud Assessment from the Automobile Theft and Insurance Fraud Prevention Authority (I12) to the Insurance Fraud Investigation Fund (I09). The LDI has a BA-7 pending that will appropriate the fund balance in the Automobile Theft and Insurance Fraud Prevention Authority to the Insurance Fraud Investigation Fund for Fiscal Year 2024-2025.
<b>Agency discretion or Federal requirement?</b>	Agency Discretion with board approval.
<b>Describe any budgetary peculiarities.</b>	N/A
<b>Is the Total Request amount for multiple years?</b>	N/A
<b>Additional information or comments.</b>	N/A
<b>Provide the amount of any indirect costs.</b>	N/A
<b>Any indirect costs funded with other MOF?</b>	N/A
<b>Objectives and indicators in the Operational Plan.</b>	N/A
<b>Additional information or comments.</b>	N/A

**EXPENDITURES BY MEANS OF FINANCING**

**Existing Operating Budget**

Expenditures	Used as a Cash Match	Total Means of Financing By Expenditure	Total State General Fund	Fees & Self-generated Form ID 33365 INSURANCE PREMIUM TAXES	Fees & Self-generated Form ID 33366 ADMIN FUND-HIPAA ASSMNT	Fees & Self-generated Form ID 33369 REGULATORY FEES
Salaries	—	16,646,325	—	64,103	600,279	15,226,424
Other Compensation	—	484,702	—	—	—	272,059
Related Benefits	—	8,980,177	—	25,897	314,236	8,317,809
<b>TOTAL PERSONAL SERVICES</b>	<b>—</b>	<b>\$26,111,204</b>	<b>—</b>	<b>\$90,000</b>	<b>\$914,515</b>	<b>\$23,816,292</b>
Travel	—	300,313	—	—	8,998	281,869
Operating Services	—	2,873,745	—	—	7,729	2,847,575
Supplies	—	143,422	—	—	1,543	138,784
<b>TOTAL OPERATING EXPENSES</b>	<b>—</b>	<b>\$3,317,480</b>	<b>—</b>	<b>—</b>	<b>\$18,270</b>	<b>\$3,268,228</b>
<b>PROFESSIONAL SERVICES</b>	<b>—</b>	<b>\$5,120,448</b>	<b>—</b>	<b>—</b>	<b>\$57,570</b>	<b>\$4,261,478</b>
Other Charges	—	20,000,000	—	—	—	—
Debt Service	—	—	—	—	—	—
Interagency Transfers	—	2,017,892	—	—	12	1,996,283
<b>TOTAL OTHER CHARGES</b>	<b>—</b>	<b>\$22,017,892</b>	<b>—</b>	<b>—</b>	<b>\$12</b>	<b>\$1,996,283</b>
Acquisitions	—	699,690	—	—	—	699,690
Major Repairs	—	—	—	—	—	—
<b>TOTAL ACQ. &amp; MAJOR REPAIRS</b>	<b>—</b>	<b>\$699,690</b>	<b>—</b>	<b>—</b>	<b>—</b>	<b>\$699,690</b>
<b>TOTAL EXPENDITURES</b>	<b>—</b>	<b>\$57,266,714</b>	<b>—</b>	<b>\$90,000</b>	<b>\$990,367</b>	<b>\$34,041,971</b>

**Expenditures by Means of Financing**

**Existing Operating Budget**

<b>Expenditures</b>	<b>Fees &amp; Self-generated Form ID 33373 I09-INSURANCE FRAUD</b>	<b>Fees &amp; Self-generated Form ID 33374 I09-INSURANCE FRAUD</b>	<b>Statutory Dedications Form ID 34844 I14 - FORTIFIED HOMES</b>	<b>Federal Funds Form ID 33367 SHIIP GRANT</b>
Salaries	21,104	481,930	—	252,485
Other Compensation	—	67,147	—	145,496
Related Benefits	8,896	137,063	—	176,276
<b>TOTAL PERSONAL SERVICES</b>	<b>\$30,000</b>	<b>\$686,140</b>	<b>—</b>	<b>\$574,257</b>
Travel	—	1,347	—	8,099
Operating Services	—	2,925	—	15,516
Supplies	—	1,266	—	1,829
<b>TOTAL OPERATING EXPENSES</b>	<b>—</b>	<b>\$5,538</b>	<b>—</b>	<b>\$25,444</b>
<b>PROFESSIONAL SERVICES</b>	<b>—</b>	<b>\$227,000</b>	<b>—</b>	<b>\$574,400</b>
Other Charges	—	—	20,000,000	—
Debt Service	—	—	—	—
Interagency Transfers	—	27	—	21,570
<b>TOTAL OTHER CHARGES</b>	<b>—</b>	<b>\$27</b>	<b>\$20,000,000</b>	<b>\$21,570</b>
Acquisitions	—	—	—	—
Major Repairs	—	—	—	—
<b>TOTAL ACQ. &amp; MAJOR REPAIRS</b>	<b>—</b>	<b>—</b>	<b>—</b>	<b>—</b>
<b>TOTAL EXPENDITURES</b>	<b>\$30,000</b>	<b>\$918,705</b>	<b>\$20,000,000</b>	<b>\$1,195,671</b>

Total Request

Expenditures	Used as a Cash Match	Total Means of Financing By Expenditure	Total State General Fund	Statutory Dedications Form ID 34844 I14 - FORTIFIED HOMES	Federal Funds Form ID 33367 SHIIP GRANT	Fees & Self-generated Form ID 33365 INSURANCE PREMIUM TAXES
Salaries	—	17,584,183	—	—	263,597	64,103
Other Compensation	—	467,242	—	—	128,036	—
Related Benefits	—	9,545,518	—	—	147,102	25,897
<b>TOTAL PERSONAL SERVICES</b>	<b>—</b>	<b>\$27,596,943</b>	<b>—</b>	<b>—</b>	<b>\$538,735</b>	<b>\$90,000</b>
Travel	—	531,888	—	—	8,281	—
Operating Services	—	3,363,617	—	—	6,035	—
Supplies	—	227,633	—	—	1,871	—
<b>TOTAL OPERATING EXPENSES</b>	<b>—</b>	<b>\$4,123,138</b>	<b>—</b>	<b>—</b>	<b>\$16,187</b>	<b>—</b>
<b>PROFESSIONAL SERVICES</b>	<b>—</b>	<b>\$8,237,452</b>	<b>—</b>	<b>—</b>	<b>\$219,117</b>	<b>—</b>
Other Charges	—	20,000,000	—	20,000,000	—	—
Debt Service	—	—	—	—	—	—
Interagency Transfers	—	2,045,096	—	—	21,570	—
<b>TOTAL OTHER CHARGES</b>	<b>—</b>	<b>\$22,045,096</b>	<b>—</b>	<b>\$20,000,000</b>	<b>\$21,570</b>	<b>—</b>
Acquisitions	—	727,612	—	—	—	—
Major Repairs	—	—	—	—	—	—
<b>TOTAL ACQ. &amp; MAJOR REPAIRS</b>	<b>—</b>	<b>\$727,612</b>	<b>—</b>	<b>—</b>	<b>—</b>	<b>—</b>
<b>TOTAL EXPENDITURES</b>	<b>—</b>	<b>\$62,730,241</b>	<b>—</b>	<b>\$20,000,000</b>	<b>\$795,609</b>	<b>\$90,000</b>



**Expenditures by Means of Financing**

**Total Request**

<b>Expenditures</b>	<b>Fees &amp; Self-generated Form ID 33366 ADMIN FUND-HIPAA ASSMNT</b>	<b>Fees &amp; Self-generated Form ID 33369 REGULATORY FEES</b>	<b>Fees &amp; Self-generated Form ID 33373 I09-INSURANCE FRAUD</b>	<b>Fees &amp; Self-generated Form ID 33374 I09-INSURANCE FRAUD</b>
Salaries	636,466	15,631,949	21,104	966,964
Other Compensation	—	234,259	—	104,947
Related Benefits	338,107	8,544,661	8,896	480,855
<b>TOTAL PERSONAL SERVICES</b>	<b>\$974,573</b>	<b>\$24,410,869</b>	<b>\$30,000</b>	<b>\$1,552,766</b>
Travel	9,200	474,377	—	40,030
Operating Services	7,903	3,248,392	—	101,287
Supplies	1,577	207,876	—	16,309
<b>TOTAL OPERATING EXPENSES</b>	<b>\$18,680</b>	<b>\$3,930,645</b>	<b>—</b>	<b>\$157,626</b>
<b>PROFESSIONAL SERVICES</b>	<b>\$298,860</b>	<b>\$6,611,935</b>	<b>—</b>	<b>\$1,107,540</b>
Other Charges	—	—	—	—
Debt Service	—	—	—	—
Interagency Transfers	12	2,023,487	—	27
<b>TOTAL OTHER CHARGES</b>	<b>\$12</b>	<b>\$2,023,487</b>	<b>—</b>	<b>\$27</b>
Acquisitions	—	727,612	—	—
Major Repairs	—	—	—	—
<b>TOTAL ACQ. &amp; MAJOR REPAIRS</b>	<b>—</b>	<b>\$727,612</b>	<b>—</b>	<b>—</b>
<b>TOTAL EXPENDITURES</b>	<b>\$1,292,125</b>	<b>\$37,704,548</b>	<b>\$30,000</b>	<b>\$2,817,959</b>

## REVENUE COLLECTIONS/INCOME

### Fees & Self-generated

#### 002 - Fees & Self-generated

Source	Commitment Item	Commitment Item Name	FY2023-2024 Actuals	FY-2025 Estimate	FY2025-2026 Projected	Over/Under Current Year Estimate
<b>SOURCE</b>						
REGULATORY FEES	4550030	LIC PERM & FEES-OTH	84,575	—	—	—
REGULATORY FEES	4550291	FEES-CERT OF AUTH	58,455	73,250	73,250	—
REGULATORY FEES	4550293	FEES-REG SECURITIES	25	200	200	—
REGULATORY FEES	4550294	FEES-FILING CHARTER	2,525	3,300	3,300	—
REGULATORY FEES	4550297	FEES-APPRV FOREIGN	235,200	236,250	236,250	—
REGULATORY FEES	4550298	FEES-LIC-3RD PARTY	20,500	18,000	18,000	—
REGULATORY FEES	4550299	FEES-ANNUAL REPORT	139,500	139,500	139,500	—
REGULATORY FEES	4550300	FEES-STATEMENT FEE	—	7,500	7,500	—
REGULATORY FEES	4550301	FEES-REGISTRATION	1,800	2,200	2,200	—
REGULATORY FEES	4550302	FEES-ANNUAL RENEWAL	10,800	11,650	10,800	(850)
REGULATORY FEES	4550303	FEES-1ST TIME APP	—	100	100	—
REGULATORY FEES	4550304	FEES-ANNUAL RENEWAL	250	800	800	—
REGULATORY FEES	4550307	FEES-1ST TIME APP	—	1,000	1,000	—
REGULATORY FEES	4550309	FEES-1ST APP / RENEW	21,000	21,000	21,000	—
REGULATORY FEES	4550311	FEES-RENEWAL LICENSE	3,000	3,000	3,000	—
REGULATORY FEES	4550314	FEES-1ST TIME APP	4,054,930	3,822,735	4,054,930	232,195
REGULATORY FEES	4550315	FEES-INITIAL CO APPT	36,243,268	36,596,760	36,271,231	(325,529)
REGULATORY FEES	4550316	FEES-RENEWAL	4,337,232	4,351,751	4,385,711	33,960
REGULATORY FEES	4550317	FEES-1ST TIME APP	146,250	142,125	146,250	4,125
REGULATORY FEES	4550318	FEES-RENEWAL	695,910	657,530	661,697	4,167
REGULATORY FEES	4550319	FEES-FAILURE FILE	402,525	388,350	391,200	2,850
REGULATORY FEES	4550320	FEES-CONT ED PROVIDR	61,275	57,452	61,275	3,823
REGULATORY FEES	4550321	FEES-INVALID ADDRESS	42,350	41,550	42,587	1,037
REGULATORY FEES	4550322	FEES-REG DEALER	(500)	—	—	—

002 - Fees & Self-generated (continued)

Source	Commitment Item	Commitment Item Name	FY2023-2024 Actuals	FY-2025 Estimate	FY2025-2026 Projected	Over/Under Current Year Estimate
REGULATORY FEES	4550324	FEES-INITIAL REGIS	3,000	2,850	2,850	—
REGULATORY FEES	4550325	FEES-ANNUAL REGIS	6,900	10,200	9,300	(900)
REGULATORY FEES	4550326	FEES-INS INITIAL APT	6,025	3,250	3,250	—
REGULATORY FEES	4550327	FEES-INS ANNUAL APPT	14,400	15,000	15,000	—
REGULATORY FEES	4550328	FEES-CO FILING-LIFE	223,850	202,050	202,050	—
REGULATORY FEES	4550329	FEES-CO FILING-PROP	171,118	184,919	193,358	8,439
REGULATORY FEES	4550335	FEES-CO FILING-HLTH	47,400	53,535	53,535	—
REGULATORY FEES	4550336	FEES-CO FILING-MED	15,200	14,901	14,901	—
REGULATORY FEES	4550337	FEES-CO FILING-MED	24,900	25,100	25,100	—
REGULATORY FEES	4550340	FEES-ANNUAL FIN(HMO)	1,454,466	1,458,000	1,458,000	—
REGULATORY FEES	4550341	FEES-OTHER-FINES	1,053,876	406,908	406,908	—
REGULATORY FEES	4550342	FEES-OTHER-PREM TAX	90,000	90,000	90,000	—
REGULATORY FEES	4550343	FEES-PROF EMP ORG	23,000	21,450	22,475	1,025
REGULATORY FEES	4550344	FEES-PROF EMP ORG	60,300	64,600	60,300	(4,300)
REGULATORY FEES	4550345	FEES-LTD LIC MOTOR	600	500	500	—
REGULATORY FEES	4550346	FEES-LTD LIC MOTOR	2,133	2,000	2,000	—
REGULATORY FEES	4550347	FEES-OTHER-SERVICE	7,725	6,800	6,800	—
REGULATORY FEES	4550348	FEES-CLAIMS ADJ	4,510	4,740	4,515	(225)
REGULATORY FEES	4550349	FEES-CLAIMS ADJ	9,050	9,050	9,050	—
REGULATORY FEES	4550350	FEES-CLAIMS ADJ	1,450,931	1,329,611	1,329,611	—
REGULATORY FEES	4550351	FEES-CLAIMS ADJ	2,815,325	2,472,763	2,647,395	174,632
REGULATORY FEES	4550353	FEES-PUBLIC ADJ	935	825	825	—
REGULATORY FEES	4550354	FEES-PUBLIC ADJ	1,650	1,350	1,538	188
REGULATORY FEES	4550355	FEES-PUBLIC ADJ	6,105	6,120	6,120	—
REGULATORY FEES	4550356	FEES-PUBLIC ADJ	9,700	8,375	9,145	770
REGULATORY FEES	4550357	FEES-RISK RETENTION	3,600	5,600	5,600	—
REGULATORY FEES	4550358	FEES-CERT OF COMP	870	1,490	1,490	—
REGULATORY FEES	4550359	FEES-OTH-APPLICATION	2,750	3,750	3,750	—

002 - Fees & Self-generated (continued)

Source	Commitment Item	Commitment Item Name	FY2023-2024 Actuals	FY-2025 Estimate	FY2025-2026 Projected	Over/Under Current Year Estimate
REGULATORY FEES	4550360	FEES-FILING-VEH MECH	425	350	350	—
REGULATORY FEES	4550361	FEES-FILING-PROP RES	150	—	—	—
REGULATORY FEES	4550362	FEES-PROVIDER APP	35,750	9,900	7,780	(2,120)
REGULATORY FEES	4550364	FEES-PGRM OR COURSE	5	—	—	—
REGULATORY FEES	4550365	FEES-1ST TIME APP	13,630	16,445	15,355	(1,090)
REGULATORY FEES	4550366	FEES-RENEWAL	6,345	6,603	6,603	—
REGULATORY FEES	4550369	FEES-APPLICATION	6,000	9,000	9,000	—
REGULATORY FEES	4550371	FEES-1ST TIME APP	8,025	7,463	7,463	—
REGULATORY FEES	4550372	FEES-RENEWAL	3,250	3,650	3,550	(100)
REGULATORY FEES	4550373	FEES-FAILURE FILE	750	750	750	—
REGULATORY FEES	4550374	FEES-FAILURE FILE	190,511	183,658	183,658	—
REGULATORY FEES	4550375	FEES-ANNUAL RENEWAL	8,000	6,500	6,500	—
REGULATORY FEES	4550689	FEES-PSAO LICENSING	750	1,500	1,500	—
REGULATORY FEES	4550690	FEES-PSAO ANNUAL	750	750	750	—
REGULATORY FEES	4710071	MR-COPIES	466	618	618	—
<b>Total Collections/Income</b>			<b>\$54,345,996</b>	<b>\$53,228,927</b>	<b>\$53,361,024</b>	<b>\$132,097</b>
<b>TYPE</b>						
Expenditures Source of Funding Form (BR-6)			33,608,870	34,131,971	37,794,548	3,662,577
Reversion			8,237,126	4,096,956	566,476	(3,530,480)
Transfer			12,500,000	15,000,000	15,000,000	—
<b>Total Expenditures, Transfers and Carry Forwards to Next FY</b>			<b>\$54,345,996</b>	<b>\$53,228,927</b>	<b>\$53,361,024</b>	<b>\$132,097</b>
<b>Difference in Total Collections/Income and Total Expenditures, Transfers and Carry Forwards to Next FY</b>			<b>—</b>	<b>—</b>	<b>—</b>	<b>—</b>

**I08 - Administrative Ded Fund Account - Department of Insurance**

Source	Commitment Item	Commitment Item Name	FY2023-2024 Actuals	FY-2025 Estimate	FY2025-2026 Projected	Over/Under Current Year Estimate
<b>SOURCE</b>						
ADMIN FUND-HIPAA ASSMNT	4550376	FEES-HIPAA ASSESSMNT	874,988	990,367	1,292,125	301,758
ADMIN FUND-HIPAA ASSMNT	4830016	PY CASH CARRYOVER	135,022	56,698	56,698	—
<b>Total Collections/Income</b>			<b>\$1,010,010</b>	<b>\$1,047,065</b>	<b>\$1,348,823</b>	<b>\$301,758</b>
<b>TYPE</b>						
Expenditures Source of Funding Form (BR-6)			953,312	990,367	1,292,125	301,758
Carryover			56,698	56,698	56,698	—
<b>Total Expenditures, Transfers and Carry Forwards to Next FY</b>			<b>\$1,010,010</b>	<b>\$1,047,065</b>	<b>\$1,348,823</b>	<b>\$301,758</b>
<b>Difference in Total Collections/Income and Total Expenditures, Transfers and Carry Forwards to Next FY</b>			<b>—</b>	<b>—</b>	<b>—</b>	<b>—</b>

**I09 - Insurance Fraud Investigation Dedicated Fund Account**

Source	Commitment Item	Commitment Item Name	FY2023-2024 Actuals	FY-2025 Estimate	FY2025-2026 Projected	Over/Under Current Year Estimate
<b>SOURCE</b>						
INS FRAUD ASSMNT-OPER	4550378	FEES-FRAUD ASSESSMNT	716,144	1,121,307	2,842,750	1,721,443
INS FRAUD ASSMNT-OPER	4830016	PY CASH CARRYOVER	5,567	35	172,637	172,602
<b>Total Collections/Income</b>			<b>\$721,711</b>	<b>\$1,121,342</b>	<b>\$3,015,387</b>	<b>\$1,894,045</b>
<b>TYPE</b>						
Expenditures Source of Funding Form (BR-6)			721,676	948,705	2,847,959	1,899,254
Carryover			35	172,637	167,428	(5,209)
<b>Total Expenditures, Transfers and Carry Forwards to Next FY</b>			<b>\$721,711</b>	<b>\$1,121,342</b>	<b>\$3,015,387</b>	<b>\$1,894,045</b>
<b>Difference in Total Collections/Income and Total Expenditures, Transfers and Carry Forwards to Next FY</b>			<b>—</b>	<b>—</b>	<b>—</b>	<b>—</b>

**I12 - Auto. Theft and Insurance Fraud Prev. Auth. Ded Fund Acct**

Source	Commitment Item	Commitment Item Name	FY2023-2024 Actuals	FY-2025 Estimate	FY2025-2026 Projected	Over/Under Current Year Estimate
<b>SOURCE</b>						
I12 LATIFPA FUND	4550378	FEES-FRAUD ASSESSMNT	187,000	—	—	—
I12 LATIFPA FUND	4550485	FEES-OTHER-INTEREST	798	61	—	(61)
I12 LATIFPA FUND	4830016	PY CASH CARRYOVER	209,305	219,950	—	(219,950)
<b>Total Collections/Income</b>			<b>\$397,103</b>	<b>\$220,011</b>	—	<b>\$(220,011)</b>
<b>TYPE</b>						
Expenditures Source of Funding Form (BR-6)			177,153	—	—	—
Carryover			219,950	—	—	—
Transfer			—	220,011	—	(220,011)
<b>Total Expenditures, Transfers and Carry Forwards to Next FY</b>			<b>\$397,103</b>	<b>\$220,011</b>	—	<b>\$(220,011)</b>
<b>Difference in Total Collections/Income and Total Expenditures, Transfers and Carry Forwards to Next FY</b>			—	—	—	—

Statutory Dedications

I14 - Louisiana Fortify Homes Program

Source	Commitment Item	Commitment Item Name	FY2023-2024 Actuals	FY-2025 Estimate	FY2025-2026 Projected	Over/Under Current Year Estimate
<b>SOURCE</b>						
I14 - FORTIFIED HOMES	4550485	FEES-OTHER-INTEREST	41,792	—	—	—
I14 - FORTIFIED HOMES	4830014	INTRAFUND TRANSFER	30,000,000	20,000,000	20,000,000	—
<b>Total Collections/Income</b>			<b>\$30,041,792</b>	<b>\$20,000,000</b>	<b>\$20,000,000</b>	<b>—</b>
<b>TYPE</b>						
Expenditures Source of Funding Form (BR-6)			10,332,628	20,000,000	20,000,000	—
Carryforward			14,709,164	—	—	—
Transfer			5,000,000	—	—	—
<b>Total Expenditures, Transfers and Carry Forwards to Next FY</b>			<b>\$30,041,792</b>	<b>\$20,000,000</b>	<b>\$20,000,000</b>	<b>—</b>
<b>Difference in Total Collections/Income and Total Expenditures, Transfers and Carry Forwards to Next FY</b>			<b>—</b>	<b>—</b>	<b>—</b>	<b>—</b>

I15 - Insure Louisiana Incentive Program

Source	Commitment Item	Commitment Item Name	FY2023-2024 Actuals	FY-2025 Estimate	FY2025-2026 Projected	Over/Under Current Year Estimate
<b>SOURCE</b>						
I15 -LA INSURE INCENTIVE	4550485	FEES-OTHER-INTEREST	30,340	—	—	—
I15 -LA INSURE INCENTIVE	4830014	INTRAFUND TRANSFER	10,000,000	—	—	—
I15 -LA INSURE INCENTIVE	4830016	PY CASH CARRYOVER	7,650,000	—	—	—
<b>Total Collections/Income</b>			<b>\$17,680,340</b>	<b>—</b>	<b>—</b>	<b>—</b>
<b>TYPE</b>						
Expenditures Source of Funding Form (BR-6)			11,675,000	—	—	—
Carryforward			6,005,340	—	—	—
<b>Total Expenditures, Transfers and Carry Forwards to Next FY</b>			<b>\$17,680,340</b>	<b>—</b>	<b>—</b>	<b>—</b>
<b>Difference in Total Collections/Income and Total Expenditures, Transfers and Carry Forwards to Next FY</b>			<b>—</b>	<b>—</b>	<b>—</b>	<b>—</b>

Federal Funds

006 - Federal Funds

Source	Commitment Item	Commitment Item Name	FY2023-2024 Actuals	FY-2025 Estimate	FY2025-2026 Projected	Over/Under Current Year Estimate
<b>SOURCE</b>						
SHIIP GRANT	4030010	FR-HLTH/HOS/WLF	877,581	1,195,671	795,609	(400,062)
<b>Total Collections/Income</b>			<b>\$877,581</b>	<b>\$1,195,671</b>	<b>\$795,609</b>	<b>\$(400,062)</b>
<b>TYPE</b>						
Expenditures Source of Funding Form (BR-6)			877,581	1,195,671	795,609	(400,062)
<b>Total Expenditures, Transfers and Carry Forwards to Next FY</b>			<b>\$877,581</b>	<b>\$1,195,671</b>	<b>\$795,609</b>	<b>\$(400,062)</b>
Difference in Total Collections/Income and Total Expenditures, Transfers and Carry Forwards to Next FY			—	—	—	—



## Justification of Differences

### Form 35052 — 165-Federal Revenue Collections

Question	Narrative Response
Explain any transfers to other appropriations.	N/A
Break out INA by Source of Funding.	N/A
Additional information or comments.	N/A

### Form 35053 — 165-Regulatory Fees Revenue Collections

Question	Narrative Response
Explain any transfers to other appropriations.	FY 2023-2024-Act 410 of the 2023 Regular Legislative Session required the transfer of \$10,000,000 to the Louisiana Fortify Homes Program (I14) and \$2,500,000 to the Insure Louisiana Incentive Program (I15) from the LDI's Fees ' Self-Generated surplus collections. FY 2024-2025-Act 723 of the 2024 Regular Legislative Session required the transfer of \$15,000,000 to the Louisiana Fortify Home Program (I14) from the LDI's Fees ' Self-Generated surplus collections. FY 2025-2026-The LDI requests the transfer of \$15,000,000 to the Louisiana Fortify Home Program (I14) from the LDI's Fees ' Self-Generated surplus collections.
Break out INA by Source of Funding.	N/A
Additional information or comments.	N/A

### Form 35065 — 165-I08 Administrative Fund Collections

Question	Narrative Response
Explain any transfers to other appropriations.	All unexpended and unencumbered monies in the fund at the end of the fiscal year shall remain in the fund. Interest earned on the investments of these monies by the State Treasurer shall be credited to this fund. The monies in the Administrative Fund of the Department of Insurance shall be used solely for the expenses in connection with the administration and enforcement of the provisions of LA R.S. 22:1071.
Break out INA by Source of Funding.	N/A
Additional information or comments.	N/A

**Form 35067 — 165-109-Insurance Fraud Investigation Fund Collections SG**

Question	Narrative Response
<b>Explain any transfers to other appropriations.</b>	In accordance with Act 1013 of the 2010 Regular Legislative Session and LA R.S. 40:1428.C....All unexpended and unencumbered monies in this fund at the end of the fiscal year shall be refunded to each insurer licensed by the Department of Insurance to conduct business in this state assessed a fee pursuant to this Section on a pro-rata basis based on each insurer's proportionate share of the total fees collected pursuant to this Section.
<b>Break out INA by Source of Funding.</b>	N/A
<b>Additional information or comments.</b>	N/A

**Form 35068 — 165-112 Auto Theft & Ins Fraud Prev Auth Collections SG**

Question	Narrative Response
<b>Explain any transfers to other appropriations.</b>	Act 339 of the 2024 Regular Session abolished the Automobile Theft and Insurance Fraud Prevention Authority. Act 340 of the 2024 Regular Session transferred the \$187,000 collected through the Insurance Fraud Assessment from the Automobile Theft and Insurance Fraud Prevention Authority (I12) to the Insurance Fraud Investigation Fund (I09). The LDI has a BA-7 pending that will appropriate the fund balance in the Automobile Theft and Insurance Fraud Prevention Authority to the Insurance Fraud Investigation Fund for Fiscal Year 2024-2025.
<b>Break out INA by Source of Funding.</b>	N/A
<b>Additional information or comments.</b>	N/A

**Form 35567 — 165-114-Fortified Homes Program**

Question	Narrative Response
<b>Explain any transfers to other appropriations.</b>	\$5 million of the FY 2023-2024 fund balance was appropriated for use in FY 2024-2025 with an additional \$15 million of LDI's surplus collections transferring to this fund in January 2025. The LDI has a BA-7 that will be heard on October 24, 2024 for the remaining \$14.7 million fund balance. FY 2024-2025-Act 723 of the 2024 Regular Legislative Session required the transfer of \$15,000,000 to the Louisiana Fortify Home Program (I14) from the LDI's Fees ' Self-Generated surplus collections. FY 2025-2026-The LDI requests the transfer of \$15,000,000 to the Louisiana Fortify Home Program (I14) from the LDI's Fees ' Self-Generated surplus collections.
<b>Break out INA by Source of Funding.</b>	N/A
<b>Additional information or comments.</b>	N/A

**Form 35570 — 165-I15-Insure Louisiana Incentive Program**

Question	Narrative Response
Explain any transfers to other appropriations.	
Break out INA by Source of Funding.	N/A
Additional information or comments.	N/A

## SCHEDULE OF REQUESTED EXPENDITURES

### 1651 - Administrative/Fiscal

#### Travel

FY2025-2026 Request	Description
4,006	In-State Administrative Travel for the Commissioner and Deputy Commissioners to attend meetings and speaking engagements regarding insurance regulatory issues.
132	In-State Board Members to attend board meetings for the LA Automobile Theft & Insurance Fraud Prevention Authority.
68,246	In-State Conferences and Conventions for staff to attend various conferences and seminars on insurance regulatory issues, training sessions to earn professional designations and continuing professional education credits.
8,818	In-State Field Travel for staff to conduct trainings and outreach programs and serve as guest speakers on insurance regulatory issues.
12,000	IT Travel/Training for IT staff to attend various conferences and trainings
18,572	Out-of-State Administrative Travel for the Commissioner and Deputy Commissioners to attend speaking engagements regarding insurance regulatory issues.
77,071	Out-of-State Conference and Conventions for staff to attend various conferences and seminars on insurance regulatory issues, training sessions to earn professional designations and continuing professional education credits.
1,935	Out-of-State Field Travel for staff to conduct trainings and serve as guest speakers on insurance regulatory issues.
<b>\$190,780</b>	<b>Total Travel</b>

#### Operating Services

FY2025-2026 Request	Description
3,220	Advertisements placed in professional newspapers and/or magazines for recruitment purposes, on pharmacy bags for the State Health Insurance Program (SHIP), public notices of regulatory actions and Requests For Proposals (RFP).
642	Cellular phone service
56,558	Copier rental and mail and postage equipment rental.
624	Drug testing for new employees.
10,083	Electronic check reports
48,571	Internet service purchased through the IT Department and utilized by various employees.
539,626	Licensing software used for the operations of the department.
1,534	Mailbox rental at the United States Post Office.

**Operating Services** *(continued)*

<b>FY2025-2026 Request</b>	<b>Description</b>
1,889,137	Maintenance of Data Processing Application Software and use of contractors.
1,335	Membership dues for staff to the Louisiana State Bar Association/Louisiana Attorney Disciplinary Board.
2,964	Membership dues for staff to various professional organizations.
9,732	Operating services including, but not limited to copying of files, press clippings, Legislative cable service, media monitoring, filing fees, etc.
6,510	Postage for mailing letters, contracts, reports, brochures to meet the needs of the public and to respond to questions regarding insurance.
51	Postage for mailing letters, contracts, reports, brochures to meet the needs of the public and to respond to questions regarding insurance using UPS, Federal Express and other delivery services.
1,834	Printing of business cards, printed notepads.
13,415	Rental office space located at 1965 Main Street, Baton Rouge, LA.
398	Routine and miscellaneous automotive maintenance on LDI fleet vehicles.
11,670	Service contracts and/or maintenance on binding machines, color copier, black and white copier, signature machine, and mobile filing system.
109,801	Service contracts and/or maintenance on servers, routers, printers, scanners, iPads, etc.
245,855	Subscriptions to online services and newspapers and/or magazines utilized by various divisions within the department.
6,686	Vehicle rentals used for administrative and field travel.
<b>\$2,960,246</b>	<b>Total Operating Services</b>

**Supplies**

<b>FY2025-2026 Request</b>	<b>Description</b>
178	Bottled water, nutritional food items for Catapult health visits.
103,109	Computer supplies including but not limited to recordable disks, cables, keyboards, surge protectors, laser labels, toner cartridges, drum kits and waste toner cartridges purchased through the IT department and utilized by all employees of the Department for day to day operations.
9	First Aid Kits for safety wardens.
4,920	General cleaning supplies utilized by the inmates to clean the Poydras Building, household supplies including, but not limited to toilet tissue, paper towels, and disinfectant.

**Supplies** *(continued)*

FY2025-2026 Request	Description
36,220	General office supplies utilized by various divisions within the department.
37,848	Other supplies utilized by various divisions within the department including, but not limited to batteries, ink stampers, binders, bulletin boards, reference materials and employee recognition items in accordance with LDI Policy Memorandum No. 50. Automotive supplies including, but not limited to gasoline, batteries, tires and oil for the Department's vehicles; gasoline for rental vehicles.
<b>\$182,284</b>	<b>Total Supplies</b>

**Professional Services**

FY2025-2026 Request	Means of Financing	Description
25,560	Fees & Self-generated	
<b>\$25,560</b>		<b>Legal professional services are used to assist the Department of Insurance in employee appeals brought before the Civil Service Commission and assist in the review of disciplinary actions and other employment matters, including development of policies for compliance with State, Federal and local laws.</b>
219,117	Federal Funds	
<b>\$219,117</b>		<b>Other professional services are used to assist the Department of Insurance in on site training, and public awareness for the federally funded SHIP program.</b>
729,863	Fees & Self-generated	
<b>\$729,863</b>		<b>Other professional services are used to assist the Department of Insurance in on site training, public awareness, and/or any other contracts deemed necessary to carry out the goals and objectives of the Department.</b>
619,121	Fees & Self-generated	
<b>\$619,121</b>		<b>Professional information technology consulting services provided by sources outside of State Government.</b>
<b>\$1,593,661</b>	<b>Total Professional Services</b>	

**Other Charges**

FY2025-2026 Request	Means of Financing	Description
—	<b>Total Other Charges</b>	

**Interagency Transfers**

<b>FY2025-2026 Request</b>	<b>Means of Financing</b>	<b>Receiving Agency</b>	<b>Description</b>
13,840	Fees & Self-generated		
<b>\$13,840</b>		<b>DIVISION OF ADMINISTRATION</b>	<b>Annual charge for Uniform Payroll Services.</b>
290,973	Fees & Self-generated		
<b>\$290,973</b>		<b>OFFICE OF RISK MANAGEMENT</b>	<b>Annual Risk Management Insurance Premiums.</b>
208,528	Fees & Self-generated		
<b>\$208,528</b>		<b>PUB SAFETY OFF OF MGMT &amp; FIN</b>	<b>Capital Complex Security</b>
1,908	Fees & Self-generated		
<b>\$1,908</b>		<b>ADMINISTRATIVE SERVICES</b>	<b>Fees assessed by the Office of State Mail for postage and mail handling/distribution.</b>
200	Federal Funds		
<b>\$200</b>		<b>ADMINISTRATIVE SERVICES</b>	<b>Fees assessed by the Office of State Mail for postage and mail handling/distribution for the federally funded SHIIP program.</b>
112,575	Fees & Self-generated		
<b>\$112,575</b>		<b>LEGISLATIVE AUDITOR</b>	<b>Fees assessed by the Office of the Legislative Auditor for audit services rendered.</b>
3,857	Fees & Self-generated		
<b>\$3,857</b>		<b>ST TREASURER OPERATING</b>	<b>Fees assessed by the State Treasurer for Central Depository Banking Service Costs, report generation, etc.</b>
99,425	Fees & Self-generated		
<b>\$99,425</b>		<b>DOA-OFFICE OF TECHNOLOGY SVCS</b>	<b>Fees assessed for raised floor and electrical distribution at DPS/Independence Blvd., LaGov HCM with Payroll services, LaGov SRM services.</b>
68,628	Fees & Self-generated		
<b>\$68,628</b>		<b>OFF. TELECOMMUNICATIONS MGMT</b>	<b>Fees assessed for Telephone Services.</b>
3,600	Federal Funds		
<b>\$3,600</b>		<b>DOA-OFFICE OF TECHNOLOGY SVCS</b>	<b>Fees assessed for the rental of (3) laptops and enterprise device support for the State Health Insurance Program (SHIIP).</b>

**Interagency Transfers** *(continued)*

FY2025-2026 Request	Means of Financing	Receiving Agency	Description
701,496	Fees & Self-generated		
<b>\$701,496</b>		<b>DIVISION OF ADMINISTRATION</b>	<b>General Maintenance of office space at the Poydras Building including utilities, repairs, operations, etc.</b>
82,714	Fees & Self-generated		
<b>\$82,714</b>		<b>STATE CIVIL SERVICE</b>	<b>LA R.S. 42:1383 and 42:1262 requires each agency to pay a pro-rata share of the cost of operations of Louisiana Department of State Civil service.</b>
20,319	Fees & Self-generated		
<b>\$20,319</b>		<b>ADMINISTRATIVE SERVICES</b>	<b>Office of State Printing services</b>
17,770	Federal Funds		
<b>\$17,770</b>		<b>ADMINISTRATIVE SERVICES</b>	<b>Office of State Printing services for the federally funded SHIIP program.</b>
14,792	Fees & Self-generated		
<b>\$14,792</b>		<b>DOA-OFFICE OF ST PROCUREMENT</b>	<b>Office of State Procurement</b>
268	Fees & Self-generated		
<b>\$268</b>		<b>ADMINISTRATIVE SERVICES</b>	<b>Replacement Badges</b>
7,934	Fees & Self-generated		
<b>\$7,934</b>		<b>WORKFORCE SUPPORT AND TRAINING</b>	<b>Unemployment Compensation</b>
<b>\$1,648,827</b>	<b>Total Interagency Transfers</b>		

**Acquisitions**

FY2025-2026 Request	Means of Financing	New/Replacement	Acquisition Type	Quantity	Description
727,612	Fees & Self-generated				
<b>\$727,612</b>		<b>Not assigned</b>	<b>#</b>	<b>0</b>	<b>Please see attached</b>
<b>\$727,612</b>	<b>Total Acquisitions</b>				



**1652 - Market Compliance**

**Travel**

<b>FY2025-2026 Request</b>	<b>Description</b>
368	In-State Administrative Travel for Deputy Commissioners to attend meetings and speaking engagements regarding insurance regulatory issues.
64,160	In-State Conferences and Conventions for staff to attend various conferences and seminars on insurance regulatory issues, training sessions to earn professional designations and continuing professional education credits.
80,743	In-State Field Travel for staff to conduct trainings and outreach programs, conduct statutorily mandated field examinations of regulated entities.
2,294	Out-of-State Administrative Travel for Deputy Commissioner's to attend speaking engagements and meetings regarding insurance regulatory issues.
181,816	Out-of-State Conference and Conventions for staff to attend various conferences and seminars on insurance regulatory issues, training sessions to earn professional designations and continuing professional education credits.
11,727	Out-of-State Field Travel for staff to conduct statutorily mandated field examinations of regulated entities.
<b>\$341,108</b>	<b>Total Travel</b>

**Operating Services**

<b>FY2025-2026 Request</b>	<b>Description</b>
47	Advertisements placed in professional newspapers and/or magazines for recruitment purposes, public notices of regulatory actions and Requests For Proposals (RFP).
1,072	Cellular phone service.
185,937	Licensing software used for the operations of the department.
956	Mailbox rental at the United States Post Office.
7,817	Membership dues for staff to the Louisiana State Bar Association/Louisiana Attorney Disciplinary Board.
42,402	Membership dues for staff to various professional organizations.
13,174	Operating services including, but not limited to copying, Legislative cable service, filing fees, litigation copies, etc.
21,572	Postage for mailing letters, contracts, reports, legal documents, financial examinations to meet the needs of the public and to respond to questions regarding insurance.
1,151	Printing of business cards, blank annual and quarterly financial statements.
29,552	Storage space at 1965 Main Street, Baton Rouge, LA.

**Operating Services** *(continued)*

FY2025-2026 Request	Description
74,018	Subscriptions to online services utilized by various divisions within the department.
25,673	Vehicle rentals used for administrative and field travel.
<b>\$403,371</b>	<b>Total Operating Services</b>

**Supplies**

FY2025-2026 Request	Description
38	Automotive supplies - FUELTRAC Interface and Corrections
33,044	Automotive supplies including but not limited to gasoline, batteries, tires and oil for the Department's vehicles, gasoline for rental vehicles. Other supplies utilized by various divisions of the department including but not limited to ink stampers, binders, bulletin boards, reference materials, etc.
12,161	Computer supplies including but not limited to laser labels and toner cartridges.
106	General office supplies utilized by various divisions within the department.
<b>\$45,349</b>	<b>Total Supplies</b>

**Professional Services**

FY2025-2026 Request	Means of Financing	Description
4,515,704	Fees & Self-generated	
<b>\$4,515,704</b>		<b>Accounting and auditing professional services contracts are used to assist the Department of Insurance in fulfilling legislatively mandated examinations of insurers, market conduct examinations, actuarial reviews of rate submissions, etc. and/or any other contracts deemed necessary to carry out the goals and objectives of the Department.</b>
168,696	Fees & Self-generated	
<b>\$168,696</b>		<b>Legal professional services are used to assist the Department of Insurance by providing legal analysis, opinions, legal consultations and reviews of provider contracts filed with the Department of Insurance for review and approval; serve as counsel in insurance and departmental matters; and/or any other contracts deemed necessary to carry out the goals and objectives of the Department.</b>

**Professional Services** *(continued)*

FY2025-2026 Request	Means of Financing	Description
123,303	Fees & Self-generated	
<b>\$123,303</b>		<b>Other professional services are used to assist the Department of Insurance in information technology projects, on site training, and/or any other contracts deemed necessary to carry out the goals and objectives of the Department.</b>
677,428	Administrative Ded Fund Account - Department of Insurance	
<b>\$677,428</b>		<b>Other professional services used to assist the Department of Insurance in actuarial rate review of health insurance premium rates.</b>
1,107,540	Insurance Fraud Investigation Dedicated Fund Account	
<b>\$1,107,540</b>		<b>Other professional services used to assist the Department of Insurance in Fraud related matters.</b>
51,120	Fees & Self-generated	
<b>\$51,120</b>		<b>Professional information technology consulting services provided by sources outside of State Government.</b>
<b>\$6,643,791</b>	<b>Total Professional Services</b>	

**Other Charges**

FY2025-2026 Request	Means of Financing	Description
20,000,000	Louisiana Fortify Homes Program	
<b>\$20,000,000</b>		<b>The Louisiana Fortify Homes Program is a program designed to retrofit roofs of insurable property with a homestead exemption to resist loss and meet or exceed the fortified home standards of the Insurance Institute for Business and Home Safety-fortified roof.</b>
<b>\$20,000,000</b>	<b>Total Other Charges</b>	

**Interagency Transfers**

<b>FY2025-2026 Request</b>	<b>Means of Financing</b>	<b>Receiving Agency</b>	<b>Description</b>
276,041	Fees & Self-generated		
<b>\$276,041</b>		<b>CS-DIV OF ADMINISTRATIVE LAW</b>	<b>Fees assessed by the Louisiana Division of Administrative Law for judicial and clerical services provided at hearings between the Department of Insurance and individual agents and/or companies who are found to be in violation of the Louisiana Insurance Code, Title 22.</b>
2,072	Fees & Self-generated		
<b>\$2,072</b>		<b>ADMINISTRATIVE SERVICES</b>	<b>Fees assessed by the Office of State Mail for postage and mail handling/distribution.</b>
12	Administrative Ded Fund Account - Department of Insurance		
<b>\$12</b>		<b>ADMINISTRATIVE SERVICES</b>	<b>Fees assessed by the Office of State Mail for postage and mail handling/distribution for the administrative fund HIPAA.</b>
27	Insurance Fraud Investigation Dedicated Fund Account		
<b>\$27</b>		<b>ADMINISTRATIVE SERVICES</b>	<b>Fees assessed by the Office of State Mail for postage and mail handling/distribution for the insurance fraud investigation fund.</b>
84,601	Fees & Self-generated		
<b>\$84,601</b>		<b>DIVISION OF ADMINISTRATION</b>	<b>Fees assessed for advertising emergency rules and regulations in the State Register.</b>
13,516	Fees & Self-generated		
<b>\$13,516</b>		<b>OFF. TELECOMMUNICATIONS MGMT</b>	<b>Fees assessed for Telephone Services.</b>
20,000	Fees & Self-generated		
<b>\$20,000</b>		<b>OFFICE OF THE ATTORNEY GENERAL</b>	<b>Legal liaison between the Department of Insurance and the Attorney General. Salaries and Related Benefits for one Assistant Attorney General.</b>
<b>\$396,269</b>	<b>Total Interagency Transfers</b>		

# Continuation Budget Adjustments

## AGENCY SUMMARY STATEMENT

### Total Agency

#### Means of Financing

Description	Existing Operating Budget as of 10/01/2024	Non-Recurring	Inflation	Compulsory	Workload	Other	FY2025-2026 Requested Continuation Level
STATE GENERAL FUND (Direct)	—	—	—	—	—	—	—
STATE GENERAL FUND BY:	—	—	—	—	—	—	—
INTERAGENCY TRANSFERS	—	—	—	—	—	—	—
FEEES & SELF-GENERATED	36,071,043	(699,690)	175,571	1,191,041	—	5,196,667	41,934,632
STATUTORY DEDICATIONS	20,000,000	—	—	—	—	—	20,000,000
FEDERAL FUNDS	1,195,671	—	13,438	(17,829)	—	(395,671)	795,609
<b>TOTAL MEANS OF FINANCING</b>	<b>\$57,266,714</b>	<b>\$(699,690)</b>	<b>\$189,009</b>	<b>\$1,173,212</b>	<b>—</b>	<b>\$4,800,996</b>	<b>\$62,730,241</b>

**Fees and Self-Generated**

Description	Existing Operating Budget as of 10/01/2024	Non-Recurring	Inflation	Compulsory	Workload	Other	FY2025-2026 Requested Continuation Level
Administrative Ded Fund Account - Department of Insurance	990,367	—	1,700	55,859	—	244,199	1,292,125
Fees & Self-generated	34,131,971	(699,690)	168,662	1,183,475	—	3,010,130	37,794,548
Insurance Fraud Investigation Dedicated Fund Account	948,705	—	5,209	(48,293)	—	1,942,338	2,847,959
<b>Total:</b>	<b>\$36,071,043</b>	<b>\$(699,690)</b>	<b>\$175,571</b>	<b>\$1,191,041</b>	<b>—</b>	<b>\$5,196,667</b>	<b>\$41,934,632</b>

**Statutory Dedications**

Description	Existing Operating Budget as of 10/01/2024	Non-Recurring	Inflation	Compulsory	Workload	Other	FY2025-2026 Requested Continuation Level
Louisiana Fortify Homes Program	20,000,000	—	—	—	—	—	20,000,000
<b>Total:</b>	<b>\$20,000,000</b>	<b>—</b>	<b>—</b>	<b>—</b>	<b>—</b>	<b>—</b>	<b>\$20,000,000</b>

Expenditures and Positions

Description	Existing Operating Budget as of 10/01/2024	Non-Recurring	Inflation	Compulsory	Workload	Other	FY2025-2026 Requested Continuation Level
Salaries	16,646,325	—	—	714,812	—	223,046	17,584,183
Other Compensation	484,702	—	—	—	—	(17,460)	467,242
Related Benefits	8,980,177	—	—	458,400	—	106,941	9,545,518
<b>TOTAL PERSONAL SERVICES</b>	<b>\$26,111,204</b>	<b>—</b>	<b>—</b>	<b>\$1,173,212</b>	<b>—</b>	<b>\$312,527</b>	<b>\$27,596,943</b>
Travel	300,313	—	6,727	—	—	224,848	531,888
Operating Services	2,873,745	—	64,372	—	—	425,500	3,363,617
Supplies	143,422	—	3,211	—	—	81,000	227,633
<b>TOTAL OPERATING EXPENSES</b>	<b>\$3,317,480</b>	<b>—</b>	<b>\$74,310</b>	<b>—</b>	<b>—</b>	<b>\$731,348</b>	<b>\$4,123,138</b>
<b>PROFESSIONAL SERVICES</b>	<b>\$5,120,448</b>	<b>—</b>	<b>\$114,699</b>	<b>—</b>	<b>—</b>	<b>\$3,002,305</b>	<b>\$8,237,452</b>
Other Charges	20,000,000	—	—	—	—	—	20,000,000
Debt Service	—	—	—	—	—	—	—
Interagency Transfers	2,017,892	—	—	—	—	27,204	2,045,096
<b>TOTAL OTHER CHARGES</b>	<b>\$22,017,892</b>	<b>—</b>	<b>—</b>	<b>—</b>	<b>—</b>	<b>\$27,204</b>	<b>\$22,045,096</b>
Acquisitions	699,690	(699,690)	—	—	—	727,612	727,612
Major Repairs	—	—	—	—	—	—	—
<b>TOTAL ACQ. &amp; MAJOR REPAIRS</b>	<b>\$699,690</b>	<b>\$(699,690)</b>	<b>—</b>	<b>—</b>	<b>—</b>	<b>\$727,612</b>	<b>\$727,612</b>
<b>TOTAL EXPENDITURES</b>	<b>\$57,266,714</b>	<b>\$(699,690)</b>	<b>\$189,009</b>	<b>\$1,173,212</b>	<b>—</b>	<b>\$4,800,996</b>	<b>\$62,730,241</b>
Classified	199	—	—	—	—	2	201
Unclassified	31	—	—	—	—	—	31
<b>TOTAL AUTHORIZED T.O. POSITIONS</b>	<b>230</b>	<b>—</b>	<b>—</b>	<b>—</b>	<b>—</b>	<b>2</b>	<b>232</b>
<b>TOTAL AUTHORIZED OTHER CHARGES POSITIONS</b>	<b>—</b>	<b>—</b>	<b>—</b>	<b>—</b>	<b>—</b>	<b>—</b>	<b>—</b>
<b>TOTAL NON-T.O. FTE POSITIONS</b>	<b>3</b>	<b>—</b>	<b>—</b>	<b>—</b>	<b>—</b>	<b>—</b>	<b>3</b>



## CONTINUATION BUDGET ADJUSTMENTS - SUMMARIZED

### Form 37214 — NR - Acquisitions and Major Repairs

#### Means of Financing

	Amount
STATE GENERAL FUND (Direct)	—
STATE GENERAL FUND BY:	—
INTERAGENCY TRANSFERS	—
FEES & SELF-GENERATED	(699,690)
STATUTORY DEDICATIONS	—
FEDERAL FUNDS	—
<b>TOTAL MEANS OF FINANCING</b>	<b>\$(699,690)</b>

#### Expenditures

	Amount
Salaries	—
Other Compensation	—
Related Benefits	—
<b>TOTAL PERSONAL SERVICES</b>	<b>—</b>
Travel	—
Operating Services	—
Supplies	—
<b>TOTAL OPERATING EXPENSES</b>	<b>—</b>
<b>PROFESSIONAL SERVICES</b>	<b>—</b>
Other Charges	—
Debt Service	—
Interagency Transfers	—
<b>TOTAL OTHER CHARGES</b>	<b>—</b>
Acquisitions	(699,690)
Major Repairs	—
<b>TOTAL ACQ. &amp; MAJOR REPAIRS</b>	<b>\$(699,690)</b>
<b>TOTAL EXPENDITURES</b>	<b>\$(699,690)</b>

#### Positions

	FTE
Classified	—
Unclassified	—
<b>TOTAL AUTHORIZED T.O. POSITIONS</b>	<b>—</b>
<b>TOTAL AUTHORIZED OTHER CHARGES POSITIONS</b>	<b>—</b>
<b>TOTAL NON-T.O. FTE POSITIONS</b>	<b>—</b>

**Form 37216 — Inflation Factor**  
**Means of Financing**

	Amount
STATE GENERAL FUND (Direct)	—
STATE GENERAL FUND BY:	—
INTERAGENCY TRANSFERS	—
FEES & SELF-GENERATED	175,571
STATUTORY DEDICATIONS	—
FEDERAL FUNDS	13,438
<b>TOTAL MEANS OF FINANCING</b>	<b>\$189,009</b>

**Expenditures**

	Amount
Salaries	—
Other Compensation	—
Related Benefits	—
<b>TOTAL PERSONAL SERVICES</b>	<b>—</b>
Travel	6,727
Operating Services	64,372
Supplies	3,211
<b>TOTAL OPERATING EXPENSES</b>	<b>\$74,310</b>
<b>PROFESSIONAL SERVICES</b>	<b>\$114,699</b>
Other Charges	—
Debt Service	—
Interagency Transfers	—
<b>TOTAL OTHER CHARGES</b>	<b>—</b>
Acquisitions	—
Major Repairs	—
<b>TOTAL ACQ. &amp; MAJOR REPAIRS</b>	<b>—</b>
<b>TOTAL EXPENDITURES</b>	<b>\$189,009</b>

**Positions**

	FTE
Classified	—
Unclassified	—
<b>TOTAL AUTHORIZED T.O. POSITIONS</b>	<b>—</b>
<b>TOTAL AUTHORIZED OTHER CHARGES POSITIONS</b>	<b>—</b>
<b>TOTAL NON-T.O. FTE POSITIONS</b>	<b>—</b>

Continuation Budget Adjustments - Summarized

Total Agency  
Request Type: COMPULSORY

Form 39700 — 165 Personal Services Base Adjustments

Means of Financing

	Amount
STATE GENERAL FUND (Direct)	—
STATE GENERAL FUND BY:	—
INTERAGENCY TRANSFERS	—
FEES & SELF-GENERATED	827,751
STATUTORY DEDICATIONS	—
FEDERAL FUNDS	(17,829)
<b>TOTAL MEANS OF FINANCING</b>	<b>\$809,922</b>

Expenditures

	Amount
Salaries	565,554
Other Compensation	—
Related Benefits	244,368
<b>TOTAL PERSONAL SERVICES</b>	<b>\$809,922</b>
Travel	—
Operating Services	—
Supplies	—
<b>TOTAL OPERATING EXPENSES</b>	<b>—</b>
<b>PROFESSIONAL SERVICES</b>	<b>—</b>
Other Charges	—
Debt Service	—
Interagency Transfers	—
<b>TOTAL OTHER CHARGES</b>	<b>—</b>
Acquisitions	—
Major Repairs	—
<b>TOTAL ACQ. &amp; MAJOR REPAIRS</b>	<b>—</b>
<b>TOTAL EXPENDITURES</b>	<b>\$809,922</b>

Positions

	FTE
Classified	—
Unclassified	—
<b>TOTAL AUTHORIZED T.O. POSITIONS</b>	<b>—</b>
<b>TOTAL AUTHORIZED OTHER CHARGES POSITIONS</b>	<b>—</b>
<b>TOTAL NON-T.O. FTE POSITIONS</b>	<b>—</b>

**Form 39705 — 165 Retirement Adjustment for Employees Ending DROP**

**Means of Financing**

	Amount
STATE GENERAL FUND (Direct)	—
STATE GENERAL FUND BY:	—
INTERAGENCY TRANSFERS	—
FEES & SELF-GENERATED	165,726
STATUTORY DEDICATIONS	—
FEDERAL FUNDS	—
<b>TOTAL MEANS OF FINANCING</b>	<b>\$165,726</b>

**Expenditures**

	Amount
Salaries	—
Other Compensation	—
Related Benefits	165,726
<b>TOTAL PERSONAL SERVICES</b>	<b>\$165,726</b>
Travel	—
Operating Services	—
Supplies	—
<b>TOTAL OPERATING EXPENSES</b>	<b>—</b>
<b>PROFESSIONAL SERVICES</b>	<b>—</b>
Other Charges	—
Debt Service	—
Interagency Transfers	—
<b>TOTAL OTHER CHARGES</b>	<b>—</b>
Acquisitions	—
Major Repairs	—
<b>TOTAL ACQ. &amp; MAJOR REPAIRS</b>	<b>—</b>
<b>TOTAL EXPENDITURES</b>	<b>\$165,726</b>

**Positions**

	FTE
Classified	—
Unclassified	—
<b>TOTAL AUTHORIZED T.O. POSITIONS</b>	<b>—</b>
<b>TOTAL AUTHORIZED OTHER CHARGES POSITIONS</b>	<b>—</b>
<b>TOTAL NON-T.O. FTE POSITIONS</b>	<b>—</b>

Continuation Budget Adjustments - Summarized

Total Agency  
Request Type: COMPULSORY

Form 39706 — 165 Promotion/Vacancy After PEP

Means of Financing

	Amount
STATE GENERAL FUND (Direct)	—
STATE GENERAL FUND BY:	—
INTERAGENCY TRANSFERS	—
FEES & SELF-GENERATED	(27,164)
STATUTORY DEDICATIONS	—
FEDERAL FUNDS	—
<b>TOTAL MEANS OF FINANCING</b>	<b>\$(27,164)</b>

Expenditures

	Amount
Salaries	(21,958)
Other Compensation	—
Related Benefits	(5,206)
<b>TOTAL PERSONAL SERVICES</b>	<b>\$(27,164)</b>
Travel	—
Operating Services	—
Supplies	—
<b>TOTAL OPERATING EXPENSES</b>	<b>—</b>
<b>PROFESSIONAL SERVICES</b>	<b>—</b>
Other Charges	—
Debt Service	—
Interagency Transfers	—
<b>TOTAL OTHER CHARGES</b>	<b>—</b>
Acquisitions	—
Major Repairs	—
<b>TOTAL ACQ. &amp; MAJOR REPAIRS</b>	<b>—</b>
<b>TOTAL EXPENDITURES</b>	<b>\$(27,164)</b>

Positions

	FTE
Classified	—
Unclassified	—
<b>TOTAL AUTHORIZED T.O. POSITIONS</b>	<b>—</b>
<b>TOTAL AUTHORIZED OTHER CHARGES POSITIONS</b>	<b>—</b>
<b>TOTAL NON-T.O. FTE POSITIONS</b>	<b>—</b>

Continuation Budget Adjustments - Summarized

Total Agency  
Request Type: COMPULSORY

Form 39707 — 165 CPGs Not Included on PEP

Means of Financing

	Amount
STATE GENERAL FUND (Direct)	—
STATE GENERAL FUND BY:	—
INTERAGENCY TRANSFERS	—
FEES & SELF-GENERATED	149,946
STATUTORY DEDICATIONS	—
FEDERAL FUNDS	—
<b>TOTAL MEANS OF FINANCING</b>	<b>\$149,946</b>

Expenditures

	Amount
Salaries	110,106
Other Compensation	—
Related Benefits	39,840
<b>TOTAL PERSONAL SERVICES</b>	<b>\$149,946</b>
Travel	—
Operating Services	—
Supplies	—
<b>TOTAL OPERATING EXPENSES</b>	<b>—</b>
<b>PROFESSIONAL SERVICES</b>	<b>—</b>
Other Charges	—
Debt Service	—
Interagency Transfers	—
<b>TOTAL OTHER CHARGES</b>	<b>—</b>
Acquisitions	—
Major Repairs	—
<b>TOTAL ACQ. &amp; MAJOR REPAIRS</b>	<b>—</b>
<b>TOTAL EXPENDITURES</b>	<b>\$149,946</b>

Positions

	FTE
Classified	—
Unclassified	—
<b>TOTAL AUTHORIZED T.O. POSITIONS</b>	<b>—</b>
<b>TOTAL AUTHORIZED OTHER CHARGES POSITIONS</b>	<b>—</b>
<b>TOTAL NON-T.O. FTE POSITIONS</b>	<b>—</b>

**Form 39708 — 165 Unclassified Vacancies Adjustment**

**Means of Financing**

	Amount
STATE GENERAL FUND (Direct)	—
STATE GENERAL FUND BY:	—
INTERAGENCY TRANSFERS	—
FEES & SELF-GENERATED	74,782
STATUTORY DEDICATIONS	—
FEDERAL FUNDS	—
<b>TOTAL MEANS OF FINANCING</b>	<b>\$74,782</b>

**Expenditures**

	Amount
Salaries	61,110
Other Compensation	—
Related Benefits	13,672
<b>TOTAL PERSONAL SERVICES</b>	<b>\$74,782</b>
Travel	—
Operating Services	—
Supplies	—
<b>TOTAL OPERATING EXPENSES</b>	<b>—</b>
<b>PROFESSIONAL SERVICES</b>	<b>—</b>
Other Charges	—
Debt Service	—
Interagency Transfers	—
<b>TOTAL OTHER CHARGES</b>	<b>—</b>
Acquisitions	—
Major Repairs	—
<b>TOTAL ACQ. &amp; MAJOR REPAIRS</b>	<b>—</b>
<b>TOTAL EXPENDITURES</b>	<b>\$74,782</b>

**Positions**

	FTE
Classified	—
Unclassified	—
<b>TOTAL AUTHORIZED T.O. POSITIONS</b>	<b>—</b>
<b>TOTAL AUTHORIZED OTHER CHARGES POSITIONS</b>	<b>—</b>
<b>TOTAL NON-T.O. FTE POSITIONS</b>	<b>—</b>

**Form 39291 — 165 IAT-Printing Increase**

**Means of Financing**

	Amount
STATE GENERAL FUND (Direct)	—
STATE GENERAL FUND BY:	—
INTERAGENCY TRANSFERS	—
FEES & SELF-GENERATED	15,000
STATUTORY DEDICATIONS	—
FEDERAL FUNDS	—
<b>TOTAL MEANS OF FINANCING</b>	<b>\$15,000</b>

**Expenditures**

	Amount
Salaries	—
Other Compensation	—
Related Benefits	—
<b>TOTAL PERSONAL SERVICES</b>	<b>—</b>
Travel	—
Operating Services	—
Supplies	—
<b>TOTAL OPERATING EXPENSES</b>	<b>—</b>
<b>PROFESSIONAL SERVICES</b>	<b>—</b>
Other Charges	—
Debt Service	—
Interagency Transfers	15,000
<b>TOTAL OTHER CHARGES</b>	<b>\$15,000</b>
Acquisitions	—
Major Repairs	—
<b>TOTAL ACQ. &amp; MAJOR REPAIRS</b>	<b>—</b>
<b>TOTAL EXPENDITURES</b>	<b>\$15,000</b>

**Positions**

	FTE
Classified	—
Unclassified	—
<b>TOTAL AUTHORIZED T.O. POSITIONS</b>	<b>—</b>
<b>TOTAL AUTHORIZED OTHER CHARGES POSITIONS</b>	<b>—</b>
<b>TOTAL NON-T.O. FTE POSITIONS</b>	<b>—</b>



**Form 39293 — 165 Travel Increase**

**Means of Financing**

	Amount
STATE GENERAL FUND (Direct)	—
STATE GENERAL FUND BY:	—
INTERAGENCY TRANSFERS	—
FEES & SELF-GENERATED	190,750
STATUTORY DEDICATIONS	—
FEDERAL FUNDS	—
<b>TOTAL MEANS OF FINANCING</b>	<b>\$190,750</b>

**Expenditures**

	Amount
Salaries	—
Other Compensation	—
Related Benefits	—
<b>TOTAL PERSONAL SERVICES</b>	<b>—</b>
Travel	190,750
Operating Services	—
Supplies	—
<b>TOTAL OPERATING EXPENSES</b>	<b>\$190,750</b>
<b>PROFESSIONAL SERVICES</b>	<b>—</b>
Other Charges	—
Debt Service	—
Interagency Transfers	—
<b>TOTAL OTHER CHARGES</b>	<b>—</b>
Acquisitions	—
Major Repairs	—
<b>TOTAL ACQ. &amp; MAJOR REPAIRS</b>	<b>—</b>
<b>TOTAL EXPENDITURES</b>	<b>\$190,750</b>

**Positions**

	FTE
Classified	—
Unclassified	—
<b>TOTAL AUTHORIZED T.O. POSITIONS</b>	<b>—</b>
<b>TOTAL AUTHORIZED OTHER CHARGES POSITIONS</b>	<b>—</b>
<b>TOTAL NON-T.O. FTE POSITIONS</b>	<b>—</b>

**Form 39298 — 165 Supplies Increase**

**Means of Financing**

	Amount
STATE GENERAL FUND (Direct)	—
STATE GENERAL FUND BY:	—
INTERAGENCY TRANSFERS	—
FEES & SELF-GENERATED	66,000
STATUTORY DEDICATIONS	—
FEDERAL FUNDS	—
<b>TOTAL MEANS OF FINANCING</b>	<b>\$66,000</b>

**Expenditures**

	Amount
Salaries	—
Other Compensation	—
Related Benefits	—
<b>TOTAL PERSONAL SERVICES</b>	<b>—</b>
Travel	—
Operating Services	—
Supplies	66,000
<b>TOTAL OPERATING EXPENSES</b>	<b>\$66,000</b>
<b>PROFESSIONAL SERVICES</b>	<b>—</b>
Other Charges	—
Debt Service	—
Interagency Transfers	—
<b>TOTAL OTHER CHARGES</b>	<b>—</b>
Acquisitions	—
Major Repairs	—
<b>TOTAL ACQ. &amp; MAJOR REPAIRS</b>	<b>—</b>
<b>TOTAL EXPENDITURES</b>	<b>\$66,000</b>

**Positions**

	FTE
Classified	—
Unclassified	—
<b>TOTAL AUTHORIZED T.O. POSITIONS</b>	<b>—</b>
<b>TOTAL AUTHORIZED OTHER CHARGES POSITIONS</b>	<b>—</b>
<b>TOTAL NON-T.O. FTE POSITIONS</b>	<b>—</b>

**Form 39305 — 165 Legislative Auditor Increase**

**Means of Financing**

	Amount
STATE GENERAL FUND (Direct)	—
STATE GENERAL FUND BY:	—
INTERAGENCY TRANSFERS	—
FEES & SELF-GENERATED	12,204
STATUTORY DEDICATIONS	—
FEDERAL FUNDS	—
<b>TOTAL MEANS OF FINANCING</b>	<b>\$12,204</b>

**Expenditures**

	Amount
Salaries	—
Other Compensation	—
Related Benefits	—
<b>TOTAL PERSONAL SERVICES</b>	<b>—</b>
Travel	—
Operating Services	—
Supplies	—
<b>TOTAL OPERATING EXPENSES</b>	<b>—</b>
<b>PROFESSIONAL SERVICES</b>	<b>—</b>
Other Charges	—
Debt Service	—
Interagency Transfers	12,204
<b>TOTAL OTHER CHARGES</b>	<b>\$12,204</b>
Acquisitions	—
Major Repairs	—
<b>TOTAL ACQ. &amp; MAJOR REPAIRS</b>	<b>—</b>
<b>TOTAL EXPENDITURES</b>	<b>\$12,204</b>

**Positions**

	FTE
Classified	—
Unclassified	—
<b>TOTAL AUTHORIZED T.O. POSITIONS</b>	<b>—</b>
<b>TOTAL AUTHORIZED OTHER CHARGES POSITIONS</b>	<b>—</b>
<b>TOTAL NON-T.O. FTE POSITIONS</b>	<b>—</b>

**Form 39307 — 165 Professional Services Increase**

**Means of Financing**

	Amount
STATE GENERAL FUND (Direct)	—
STATE GENERAL FUND BY:	—
INTERAGENCY TRANSFERS	—
FEES & SELF-GENERATED	2,495,000
STATUTORY DEDICATIONS	—
FEDERAL FUNDS	—
<b>TOTAL MEANS OF FINANCING</b>	<b>\$2,495,000</b>

**Expenditures**

	Amount
Salaries	—
Other Compensation	—
Related Benefits	—
<b>TOTAL PERSONAL SERVICES</b>	<b>—</b>
Travel	—
Operating Services	—
Supplies	—
<b>TOTAL OPERATING EXPENSES</b>	<b>—</b>
<b>PROFESSIONAL SERVICES</b>	<b>\$2,495,000</b>
Other Charges	—
Debt Service	—
Interagency Transfers	—
<b>TOTAL OTHER CHARGES</b>	<b>—</b>
Acquisitions	—
Major Repairs	—
<b>TOTAL ACQ. &amp; MAJOR REPAIRS</b>	<b>—</b>
<b>TOTAL EXPENDITURES</b>	<b>\$2,495,000</b>

**Positions**

	FTE
Classified	—
Unclassified	—
<b>TOTAL AUTHORIZED T.O. POSITIONS</b>	<b>—</b>
<b>TOTAL AUTHORIZED OTHER CHARGES POSITIONS</b>	<b>—</b>
<b>TOTAL NON-T.O. FTE POSITIONS</b>	<b>—</b>

**Form 39314 — 165 Replacement Acquisitions**

**Means of Financing**

	Amount
STATE GENERAL FUND (Direct)	—
STATE GENERAL FUND BY:	—
INTERAGENCY TRANSFERS	—
FEES & SELF-GENERATED	727,612
STATUTORY DEDICATIONS	—
FEDERAL FUNDS	—
<b>TOTAL MEANS OF FINANCING</b>	<b>\$727,612</b>

**Expenditures**

	Amount
Salaries	—
Other Compensation	—
Related Benefits	—
<b>TOTAL PERSONAL SERVICES</b>	<b>—</b>
Travel	—
Operating Services	—
Supplies	—
<b>TOTAL OPERATING EXPENSES</b>	<b>—</b>
<b>PROFESSIONAL SERVICES</b>	<b>—</b>
Other Charges	—
Debt Service	—
Interagency Transfers	—
<b>TOTAL OTHER CHARGES</b>	<b>—</b>
Acquisitions	727,612
Major Repairs	—
<b>TOTAL ACQ. &amp; MAJOR REPAIRS</b>	<b>\$727,612</b>
<b>TOTAL EXPENDITURES</b>	<b>\$727,612</b>

**Positions**

	FTE
Classified	—
Unclassified	—
<b>TOTAL AUTHORIZED T.O. POSITIONS</b>	<b>—</b>
<b>TOTAL AUTHORIZED OTHER CHARGES POSITIONS</b>	<b>—</b>
<b>TOTAL NON-T.O. FTE POSITIONS</b>	<b>—</b>

**Form 39324 — 165 Operating Services increase**

**Means of Financing**

	Amount
STATE GENERAL FUND (Direct)	—
STATE GENERAL FUND BY:	—
INTERAGENCY TRANSFERS	—
FEES & SELF-GENERATED	345,328
STATUTORY DEDICATIONS	—
FEDERAL FUNDS	—
<b>TOTAL MEANS OF FINANCING</b>	<b>\$345,328</b>

**Expenditures**

	Amount
Salaries	—
Other Compensation	—
Related Benefits	—
<b>TOTAL PERSONAL SERVICES</b>	<b>—</b>
Travel	—
Operating Services	345,328
Supplies	—
<b>TOTAL OPERATING EXPENSES</b>	<b>\$345,328</b>
<b>PROFESSIONAL SERVICES</b>	<b>—</b>
Other Charges	—
Debt Service	—
Interagency Transfers	—
<b>TOTAL OTHER CHARGES</b>	<b>—</b>
Acquisitions	—
Major Repairs	—
<b>TOTAL ACQ. &amp; MAJOR REPAIRS</b>	<b>—</b>
<b>TOTAL EXPENDITURES</b>	<b>\$345,328</b>

**Positions**

	FTE
Classified	—
Unclassified	—
<b>TOTAL AUTHORIZED T.O. POSITIONS</b>	<b>—</b>
<b>TOTAL AUTHORIZED OTHER CHARGES POSITIONS</b>	<b>—</b>
<b>TOTAL NON-T.O. FTE POSITIONS</b>	<b>—</b>

**Continuation Budget Adjustments - Summarized**

**Total Agency  
Request Type: OTHER**

**Form 39326 — 165 Unclassified Increases  
Means of Financing**

	Amount
STATE GENERAL FUND (Direct)	—
STATE GENERAL FUND BY:	—
INTERAGENCY TRANSFERS	—
FEES & SELF-GENERATED	157,010
STATUTORY DEDICATIONS	—
FEDERAL FUNDS	—
<b>TOTAL MEANS OF FINANCING</b>	<b>\$157,010</b>

**Expenditures**

	Amount
Salaries	115,292
Other Compensation	—
Related Benefits	41,718
<b>TOTAL PERSONAL SERVICES</b>	<b>\$157,010</b>
Travel	—
Operating Services	—
Supplies	—
<b>TOTAL OPERATING EXPENSES</b>	<b>—</b>
<b>PROFESSIONAL SERVICES</b>	<b>—</b>
Other Charges	—
Debt Service	—
Interagency Transfers	—
<b>TOTAL OTHER CHARGES</b>	<b>—</b>
Acquisitions	—
Major Repairs	—
<b>TOTAL ACQ. &amp; MAJOR REPAIRS</b>	<b>—</b>
<b>TOTAL EXPENDITURES</b>	<b>\$157,010</b>

**Positions**

	FTE
Classified	—
Unclassified	—
<b>TOTAL AUTHORIZED T.O. POSITIONS</b>	<b>—</b>
<b>TOTAL AUTHORIZED OTHER CHARGES POSITIONS</b>	<b>—</b>
<b>TOTAL NON-T.O. FTE POSITIONS</b>	<b>—</b>

**Form 39335 — 165 SHIP Reduction - Federal Grant**  
**Means of Financing**

	Amount
STATE GENERAL FUND (Direct)	—
STATE GENERAL FUND BY:	—
INTERAGENCY TRANSFERS	—
FEES & SELF-GENERATED	—
STATUTORY DEDICATIONS	—
FEDERAL FUNDS	(395,671)
<b>TOTAL MEANS OF FINANCING</b>	<b>\$(395,671)</b>

**Expenditures**

	Amount
Salaries	—
Other Compensation	(17,460)
Related Benefits	(233)
<b>TOTAL PERSONAL SERVICES</b>	<b>\$(17,693)</b>
Travel	—
Operating Services	(9,828)
Supplies	—
<b>TOTAL OPERATING EXPENSES</b>	<b>\$(9,828)</b>
<b>PROFESSIONAL SERVICES</b>	<b>\$(368,150)</b>
Other Charges	—
Debt Service	—
Interagency Transfers	—
<b>TOTAL OTHER CHARGES</b>	<b>—</b>
Acquisitions	—
Major Repairs	—
<b>TOTAL ACQ. &amp; MAJOR REPAIRS</b>	<b>—</b>
<b>TOTAL EXPENDITURES</b>	<b>\$(395,671)</b>

**Positions**

	FTE
Classified	—
Unclassified	—
<b>TOTAL AUTHORIZED T.O. POSITIONS</b>	<b>—</b>
<b>TOTAL AUTHORIZED OTHER CHARGES POSITIONS</b>	<b>—</b>
<b>TOTAL NON-T.O. FTE POSITIONS</b>	<b>—</b>



Continuation Budget Adjustments - Summarized

Total Agency  
Request Type: OTHER

Form 39709 — 165 Positions Increase

Means of Financing

	Amount
STATE GENERAL FUND (Direct)	—
STATE GENERAL FUND BY:	—
INTERAGENCY TRANSFERS	—
FEES & SELF-GENERATED	173,210
STATUTORY DEDICATIONS	—
FEDERAL FUNDS	—
<b>TOTAL MEANS OF FINANCING</b>	<b>\$173,210</b>

Expenditures

	Amount
Salaries	107,754
Other Compensation	—
Related Benefits	65,456
<b>TOTAL PERSONAL SERVICES</b>	<b>\$173,210</b>
Travel	—
Operating Services	—
Supplies	—
<b>TOTAL OPERATING EXPENSES</b>	<b>—</b>
<b>PROFESSIONAL SERVICES</b>	<b>—</b>
Other Charges	—
Debt Service	—
Interagency Transfers	—
<b>TOTAL OTHER CHARGES</b>	<b>—</b>
Acquisitions	—
Major Repairs	—
<b>TOTAL ACQ. &amp; MAJOR REPAIRS</b>	<b>—</b>
<b>TOTAL EXPENDITURES</b>	<b>\$173,210</b>

Positions

	FTE
Classified	2
Unclassified	—
<b>TOTAL AUTHORIZED T.O. POSITIONS</b>	<b>2</b>
<b>TOTAL AUTHORIZED OTHER CHARGES POSITIONS</b>	<b>—</b>
<b>TOTAL NON-T.O. FTE POSITIONS</b>	<b>—</b>

Continuation Budget Adjustments - Summarized

Total Agency  
Request Type: OTHER

Form 39974 — 165 Fraud Increase

Means of Financing

	Amount
STATE GENERAL FUND (Direct)	—
STATE GENERAL FUND BY:	—
INTERAGENCY TRANSFERS	—
FEES & SELF-GENERATED	1,014,553
STATUTORY DEDICATIONS	—
FEDERAL FUNDS	—
<b>TOTAL MEANS OF FINANCING</b>	<b>\$1,014,553</b>

Expenditures

	Amount
Salaries	—
Other Compensation	—
Related Benefits	—
<b>TOTAL PERSONAL SERVICES</b>	<b>—</b>
Travel	34,098
Operating Services	90,000
Supplies	15,000
<b>TOTAL OPERATING EXPENSES</b>	<b>\$139,098</b>
<b>PROFESSIONAL SERVICES</b>	<b>\$875,455</b>
Other Charges	—
Debt Service	—
Interagency Transfers	—
<b>TOTAL OTHER CHARGES</b>	<b>—</b>
Acquisitions	—
Major Repairs	—
<b>TOTAL ACQ. &amp; MAJOR REPAIRS</b>	<b>—</b>
<b>TOTAL EXPENDITURES</b>	<b>\$1,014,553</b>

Positions

	FTE
Classified	—
Unclassified	—
<b>TOTAL AUTHORIZED T.O. POSITIONS</b>	<b>—</b>
<b>TOTAL AUTHORIZED OTHER CHARGES POSITIONS</b>	<b>—</b>
<b>TOTAL NON-T.O. FTE POSITIONS</b>	<b>—</b>

**Form 39982 — 165 Fraud MOF Switch**  
**Means of Financing**

	Amount
STATE GENERAL FUND (Direct)	—
STATE GENERAL FUND BY:	—
INTERAGENCY TRANSFERS	—
FEES & SELF-GENERATED	—
STATUTORY DEDICATIONS	—
FEDERAL FUNDS	—
<b>TOTAL MEANS OF FINANCING</b>	<b>—</b>

**Expenditures**

	Amount
Salaries	—
Other Compensation	—
Related Benefits	—
<b>TOTAL PERSONAL SERVICES</b>	<b>—</b>
Travel	—
Operating Services	—
Supplies	—
<b>TOTAL OPERATING EXPENSES</b>	<b>—</b>
<b>PROFESSIONAL SERVICES</b>	<b>—</b>
Other Charges	—
Debt Service	—
Interagency Transfers	—
<b>TOTAL OTHER CHARGES</b>	<b>—</b>
Acquisitions	—
Major Repairs	—
<b>TOTAL ACQ. &amp; MAJOR REPAIRS</b>	<b>—</b>
<b>TOTAL EXPENDITURES</b>	<b>—</b>

**Positions**

	FTE
Classified	—
Unclassified	—
<b>TOTAL AUTHORIZED T.O. POSITIONS</b>	<b>—</b>
<b>TOTAL AUTHORIZED OTHER CHARGES POSITIONS</b>	<b>—</b>
<b>TOTAL NON-T.O. FTE POSITIONS</b>	<b>—</b>

**PROGRAM SUMMARY STATEMENT**

**1651 - Administrative/Fiscal**

**Means of Financing**

Description	Existing Operating Budget as of 10/01/2024	Non-Recurring	Inflation	Compulsory	Workload	Other	FY2025-2026 Requested Continuation Level
STATE GENERAL FUND (Direct)	—	—	—	—	—	—	—
STATE GENERAL FUND BY:	—	—	—	—	—	—	—
INTERAGENCY TRANSFERS	—	—	—	—	—	—	—
FEEES & SELF-GENERATED	14,372,841	(699,690)	85,959	481,893	—	1,653,369	15,894,372
STATUTORY DEDICATIONS	—	—	—	—	—	—	—
FEDERAL FUNDS	1,195,671	—	13,438	(17,829)	—	(395,671)	795,609
<b>TOTAL MEANS OF FINANCING</b>	<b>\$15,568,512</b>	<b>\$(699,690)</b>	<b>\$99,397</b>	<b>\$464,064</b>	<b>—</b>	<b>\$1,257,698</b>	<b>\$16,689,981</b>

**Fees and Self-Generated**

Description	Existing Operating Budget as of 10/01/2024	Non-Recurring	Inflation	Compulsory	Workload	Other	FY2025-2026 Requested Continuation Level
Fees & Self-generated	14,342,841	(699,690)	85,959	481,893	—	1,653,369	15,864,372
Insurance Fraud Investigation Dedicated Fund Account	30,000	—	—	—	—	—	30,000
<b>Total:</b>	<b>\$14,372,841</b>	<b>\$(699,690)</b>	<b>\$85,959</b>	<b>\$481,893</b>	<b>—</b>	<b>\$1,653,369</b>	<b>\$15,894,372</b>

Expenditures and Positions

Description	Existing Operating Budget as of 10/01/2024	Non-Recurring	Inflation	Compulsory	Workload	Other	FY2025-2026 Requested Continuation Level
Salaries	5,582,713	—	—	268,120	—	85,906	5,936,739
Other Compensation	312,130	—	—	—	—	(17,460)	294,670
Related Benefits	2,915,132	—	—	195,944	—	44,086	3,155,162
<b>TOTAL PERSONAL SERVICES</b>	<b>\$8,809,975</b>	<b>—</b>	<b>—</b>	<b>\$464,064</b>	<b>—</b>	<b>\$112,532</b>	<b>\$9,386,571</b>
Travel	145,520	—	3,260	—	—	42,000	190,780
Operating Services	2,601,470	—	58,276	—	—	300,500	2,960,246
Supplies	113,737	—	2,547	—	—	66,000	182,284
<b>TOTAL OPERATING EXPENSES</b>	<b>\$2,860,727</b>	<b>—</b>	<b>\$64,083</b>	<b>—</b>	<b>—</b>	<b>\$408,500</b>	<b>\$3,333,310</b>
<b>PROFESSIONAL SERVICES</b>	<b>\$1,576,497</b>	<b>—</b>	<b>\$35,314</b>	<b>—</b>	<b>—</b>	<b>\$(18,150)</b>	<b>\$1,593,661</b>
Other Charges	—	—	—	—	—	—	—
Debt Service	—	—	—	—	—	—	—
Interagency Transfers	1,621,623	—	—	—	—	27,204	1,648,827
<b>TOTAL OTHER CHARGES</b>	<b>\$1,621,623</b>	<b>—</b>	<b>—</b>	<b>—</b>	<b>—</b>	<b>\$27,204</b>	<b>\$1,648,827</b>
Acquisitions	699,690	(699,690)	—	—	—	727,612	727,612
Major Repairs	—	—	—	—	—	—	—
<b>TOTAL ACQ. &amp; MAJOR REPAIRS</b>	<b>\$699,690</b>	<b>\$(699,690)</b>	<b>—</b>	<b>—</b>	<b>—</b>	<b>\$727,612</b>	<b>\$727,612</b>
<b>TOTAL EXPENDITURES</b>	<b>\$15,568,512</b>	<b>\$(699,690)</b>	<b>\$99,397</b>	<b>\$464,064</b>	<b>—</b>	<b>\$1,257,698</b>	<b>\$16,689,981</b>
Classified	57	—	—	—	—	1	58
Unclassified	15	—	—	—	—	—	15
<b>TOTAL AUTHORIZED T.O. POSITIONS</b>	<b>72</b>	<b>—</b>	<b>—</b>	<b>—</b>	<b>—</b>	<b>1</b>	<b>73</b>
<b>TOTAL AUTHORIZED OTHER CHARGES POSITIONS</b>	<b>—</b>	<b>—</b>	<b>—</b>	<b>—</b>	<b>—</b>	<b>—</b>	<b>—</b>
<b>TOTAL NON-T.O. FTE POSITIONS</b>	<b>—</b>	<b>—</b>	<b>—</b>	<b>—</b>	<b>—</b>	<b>—</b>	<b>—</b>

1652 - Market Compliance

Means of Financing

Description	Existing Operating Budget as of 10/01/2024	Non-Recurring	Inflation	Compulsory	Workload	Other	FY2025-2026 Requested Continuation Level
STATE GENERAL FUND (Direct)	—	—	—	—	—	—	—
STATE GENERAL FUND BY:	—	—	—	—	—	—	—
INTERAGENCY TRANSFERS	—	—	—	—	—	—	—
FEEES & SELF-GENERATED	21,698,202	—	89,612	709,148	—	3,543,298	26,040,260
STATUTORY DEDICATIONS	20,000,000	—	—	—	—	—	20,000,000
FEDERAL FUNDS	—	—	—	—	—	—	—
<b>TOTAL MEANS OF FINANCING</b>	<b>\$41,698,202</b>	<b>—</b>	<b>\$89,612</b>	<b>\$709,148</b>	<b>—</b>	<b>\$3,543,298</b>	<b>\$46,040,260</b>

**Fees and Self-Generated**

Description	Existing Operating Budget as of 10/01/2024	Non-Recurring	Inflation	Compulsory	Workload	Other	FY2025-2026 Requested Continuation Level
Administrative Ded Fund Account - Department of Insurance	990,367	—	1,700	55,859	—	244,199	1,292,125
Fees & Self-generated	19,789,130	—	82,703	701,582	—	1,356,761	21,930,176
Insurance Fraud Investigation Dedicated Fund Account	918,705	—	5,209	(48,293)	—	1,942,338	2,817,959
<b>Total:</b>	<b>\$21,698,202</b>	<b>—</b>	<b>\$89,612</b>	<b>\$709,148</b>	<b>—</b>	<b>\$3,543,298</b>	<b>\$26,040,260</b>

**Statutory Dedications**

Description	Existing Operating Budget as of 10/01/2024	Non-Recurring	Inflation	Compulsory	Workload	Other	FY2025-2026 Requested Continuation Level
Louisiana Fortify Homes Program	20,000,000	—	—	—	—	—	20,000,000
<b>Total:</b>	<b>\$20,000,000</b>	<b>—</b>	<b>—</b>	<b>—</b>	<b>—</b>	<b>—</b>	<b>\$20,000,000</b>



Expenditures and Positions

Description	Existing Operating Budget as of 10/01/2024	Non-Recurring	Inflation	Compulsory	Workload	Other	FY2025-2026 Requested Continuation Level
Salaries	11,063,612	—	—	446,692	—	137,140	11,647,444
Other Compensation	172,572	—	—	—	—	—	172,572
Related Benefits	6,065,045	—	—	262,456	—	62,855	6,390,356
<b>TOTAL PERSONAL SERVICES</b>	<b>\$17,301,229</b>	<b>—</b>	<b>—</b>	<b>\$709,148</b>	<b>—</b>	<b>\$199,995</b>	<b>\$18,210,372</b>
Travel	154,793	—	3,467	—	—	182,848	341,108
Operating Services	272,275	—	6,096	—	—	125,000	403,371
Supplies	29,685	—	664	—	—	15,000	45,349
<b>TOTAL OPERATING EXPENSES</b>	<b>\$456,753</b>	<b>—</b>	<b>\$10,227</b>	<b>—</b>	<b>—</b>	<b>\$322,848</b>	<b>\$789,828</b>
<b>PROFESSIONAL SERVICES</b>	<b>\$3,543,951</b>	<b>—</b>	<b>\$79,385</b>	<b>—</b>	<b>—</b>	<b>\$3,020,455</b>	<b>\$6,643,791</b>
Other Charges	20,000,000	—	—	—	—	—	20,000,000
Debt Service	—	—	—	—	—	—	—
Interagency Transfers	396,269	—	—	—	—	—	396,269
<b>TOTAL OTHER CHARGES</b>	<b>\$20,396,269</b>	<b>—</b>	<b>—</b>	<b>—</b>	<b>—</b>	<b>—</b>	<b>\$20,396,269</b>
Acquisitions	—	—	—	—	—	—	—
Major Repairs	—	—	—	—	—	—	—
<b>TOTAL ACQ. &amp; MAJOR REPAIRS</b>	<b>—</b>	<b>—</b>	<b>—</b>	<b>—</b>	<b>—</b>	<b>—</b>	<b>—</b>
<b>TOTAL EXPENDITURES</b>	<b>\$41,698,202</b>	<b>—</b>	<b>\$89,612</b>	<b>\$709,148</b>	<b>—</b>	<b>\$3,543,298</b>	<b>\$46,040,260</b>
Classified	142	—	—	—	—	1	143
Unclassified	16	—	—	—	—	—	16
<b>TOTAL AUTHORIZED T.O. POSITIONS</b>	<b>158</b>	<b>—</b>	<b>—</b>	<b>—</b>	<b>—</b>	<b>1</b>	<b>159</b>
<b>TOTAL AUTHORIZED OTHER CHARGES POSITIONS</b>	<b>—</b>	<b>—</b>	<b>—</b>	<b>—</b>	<b>—</b>	<b>—</b>	<b>—</b>
<b>TOTAL NON-T.O. FTE POSITIONS</b>	<b>3</b>	<b>—</b>	<b>—</b>	<b>—</b>	<b>—</b>	<b>—</b>	<b>3</b>

**CONTINUATION BUDGET ADJUSTMENTS - BY PROGRAM**

**Form 37214 — NR - Acquisitions and Major Repairs**

**1651 - Administrative/Fiscal**

**Means of Financing**

	Amount
STATE GENERAL FUND (Direct)	—
STATE GENERAL FUND BY:	—
INTERAGENCY TRANSFERS	—
FEES & SELF-GENERATED	(699,690)
STATUTORY DEDICATIONS	—
FEDERAL FUNDS	—
<b>TOTAL MEANS OF FINANCING</b>	<b>\$(699,690)</b>

**Expenditures**

	Amount
Salaries	—
Other Compensation	—
Related Benefits	—
<b>TOTAL PERSONAL SERVICES</b>	<b>—</b>
Travel	—
Operating Services	—
Supplies	—
<b>TOTAL OPERATING EXPENSES</b>	<b>—</b>
<b>PROFESSIONAL SERVICES</b>	<b>—</b>
Other Charges	—
Debt Service	—
Interagency Transfers	—
<b>TOTAL OTHER CHARGES</b>	<b>—</b>
Acquisitions	(699,690)
Major Repairs	—
<b>TOTAL ACQ. &amp; MAJOR REPAIRS</b>	<b>\$(699,690)</b>
<b>TOTAL EXPENDITURES</b>	<b>\$(699,690)</b>

**Positions**

	FTE
Classified	—
Unclassified	—
<b>TOTAL AUTHORIZED T.O. POSITIONS</b>	<b>—</b>
<b>TOTAL AUTHORIZED OTHER CHARGES POSITIONS</b>	<b>—</b>
<b>TOTAL NON-T.O. FTE POSITIONS</b>	<b>—</b>

**Fees and Self-Generated**

	Amount
Fees & Self-generated	(699,690)
<b>Total:</b>	<b>\$(699,690)</b>

**Statutory Dedications**

	Amount
<b>Total:</b>	<b>—</b>

**Supporting Detail**  
**Means of Financing**

Description	Amount
Fees & Self-generated	(699,690)
<b>Total:</b>	<b>\$(699,690)</b>

**Acquisitions**

Commitment item	Name	Amount
5710221	ACQ-COMP HARDWARE	(647,690)
5710250	ACQ-AUTOMOBILES	(52,000)
<b>Total:</b>		<b>\$(699,690)</b>

**Form 37216 — Inflation Factor**

**1651 - Administrative/Fiscal**

**Means of Financing**

	Amount
STATE GENERAL FUND (Direct)	—
STATE GENERAL FUND BY:	—
INTERAGENCY TRANSFERS	—
FEES & SELF-GENERATED	85,959
STATUTORY DEDICATIONS	—
FEDERAL FUNDS	13,438
<b>TOTAL MEANS OF FINANCING</b>	<b>\$99,397</b>

**Expenditures**

	Amount
Salaries	—
Other Compensation	—
Related Benefits	—
<b>TOTAL PERSONAL SERVICES</b>	<b>—</b>
Travel	3,260
Operating Services	58,276
Supplies	2,547
<b>TOTAL OPERATING EXPENSES</b>	<b>\$64,083</b>
<b>PROFESSIONAL SERVICES</b>	<b>\$35,314</b>
Other Charges	—
Debt Service	—
Interagency Transfers	—
<b>TOTAL OTHER CHARGES</b>	<b>—</b>
Acquisitions	—
Major Repairs	—
<b>TOTAL ACQ. &amp; MAJOR REPAIRS</b>	<b>—</b>
<b>TOTAL EXPENDITURES</b>	<b>\$99,397</b>

**Positions**

	FTE
Classified	—
Unclassified	—
<b>TOTAL AUTHORIZED T.O. POSITIONS</b>	<b>—</b>
<b>TOTAL AUTHORIZED OTHER CHARGES POSITIONS</b>	<b>—</b>
<b>TOTAL NON-T.O. FTE POSITIONS</b>	<b>—</b>

**Fees and Self-Generated**

	Amount
Fees & Self-generated	85,959
<b>Total:</b>	<b>\$85,959</b>

**Statutory Dedications**

	Amount
<b>Total:</b>	<b>—</b>

**Supporting Detail**

**Means of Financing**

Description	Amount
Federal Funds	13,438
Fees & Self-generated	85,959
<b>Total:</b>	<b>\$99,397</b>

**Travel**

Commitment item	Name	Amount
5210010	IN-STATE TRAVEL-ADM	88
5210015	IN-STATE TRAVEL-CONF	1,496
5210020	IN-STATE TRAV-FIELD	193
5210025	IN-STATE TRV-BD MEM	3
5210050	OUT-OF-STATE TRV-ADM	407
5210055	OUT-OF-STTRV-CONF	1,031
5210060	OUT-OF-STTRV-FIELD	42
<b>Total:</b>		<b>\$3,260</b>

**Operating Services**

Commitment item	Name	Amount
5310001	SERV-ADVERTISING	286
5310004	SERV-BANK FEES	221
5310005	SERV-PRINTING	40
5310010	SERV-DUES & OTHER	40
5310011	SERV-SUBSCRIPTIONS	5,386
5310014	SERV-DRUG TESTING	14
5310042	SERV-BAR DUES	30
5310400	SERV-MISC	214
5330008	MAINT-EQUIPMENT	256
5330016	MAINT-DATA PROC EQP	1,913
5330018	MAINT-AUTO REPAIRS	9
5330026	MAINT-SOFTWRE MTCE	38,596
5340010	RENT-REAL ESTATE	294
5340020	RENT-EQUIPMENT	1,239

**Operating Services (continued)**

Commitment item	Name	Amount
5340025	RENT-AUTOMOBILES	146
5340078	RENT-DATA-LIC SOFT	8,536
5350001	UTIL-INTERNET PROVID	864
5350004	UTIL-TELEPHONE SERV	14
5350006	UTIL-MAIL/DEL/POST	143
5350008	UTIL-DEL UPS/FED EXP	1
5350020	UTIL-MAIL/DEL/POST	34
<b>Total:</b>		<b>\$58,276</b>

**Supplies**

Commitment item	Name	Amount
5410001	SUP-OFFICE SUPPLIES	355
5410006	SUP-COMPUTER	1,799
5410013	SUP-FOOD & BEVERAGE	4
5410017	SUP-JANITORIAL	108
5410400	SUP-OTHER	281
<b>Total:</b>		<b>\$2,547</b>

**Professional Services**

Commitment item	Name	Amount
5510005	PROF SERV-LEGAL	560
5510014	PROF SERV-IT CONSLT	13,564
5510400	PROF SERV-OTHER	21,190
<b>Total:</b>		<b>\$35,314</b>

**1652 - Market Compliance**

**Means of Financing**

	Amount
STATE GENERAL FUND (Direct)	—
STATE GENERAL FUND BY:	—
INTERAGENCY TRANSFERS	—
FEES & SELF-GENERATED	89,612
STATUTORY DEDICATIONS	—
FEDERAL FUNDS	—
<b>TOTAL MEANS OF FINANCING</b>	<b>\$89,612</b>

**Expenditures**

	Amount
Salaries	—
Other Compensation	—
Related Benefits	—
<b>TOTAL PERSONAL SERVICES</b>	<b>—</b>
Travel	3,467
Operating Services	6,096
Supplies	664
<b>TOTAL OPERATING EXPENSES</b>	<b>\$10,227</b>
<b>PROFESSIONAL SERVICES</b>	<b>\$79,385</b>
Other Charges	—
Debt Service	—
Interagency Transfers	—
<b>TOTAL OTHER CHARGES</b>	<b>—</b>
Acquisitions	—
Major Repairs	—
<b>TOTAL ACQ. &amp; MAJOR REPAIRS</b>	<b>—</b>
<b>TOTAL EXPENDITURES</b>	<b>\$89,612</b>

**Positions**

	FTE
Classified	—
Unclassified	—
TOTAL AUTHORIZED T.O. POSITIONS	—
TOTAL AUTHORIZED OTHER CHARGES POSITIONS	—
TOTAL NON-T.O. FTE POSITIONS	—

**Fees and Self-Generated**

	Amount
Administrative Ded Fund Account - Department of Insurance	1,700
Fees & Self-generated	82,703
Insurance Fraud Investigation Dedicated Fund Account	5,209
<b>Total:</b>	<b>\$89,612</b>

**Statutory Dedications**

	Amount
<b>Total:</b>	<b>—</b>

**Supporting Detail**

**Means of Financing**

Description	Amount
Administrative Ded Fund Account - Department of Insurance	1,700
Fees & Self-generated	82,703
Insurance Fraud Investigation Dedicated Fund Account	5,209
<b>Total:</b>	<b>\$89,612</b>

**Travel**

Commitment item	Name	Amount
5210010	IN-STATE TRAVEL-ADM	7
5210015	IN-STATE TRAVEL-CONF	1,216
5210020	IN-STATE TRAV-FIELD	344
5210050	OUT-OF-STATE TRV-ADM	50
5210055	OUT-OF-STTRV-CONF	1,768
5210060	OUT-OF-STTRV-FIELD	82
<b>Total:</b>		<b>\$3,467</b>

**Operating Services**

Commitment item	Name	Amount
5310001	SERV-ADVERTISING	1
5310005	SERV-PRINTING	23
5310010	SERV-DUES & OTHER	927
5310011	SERV-SUBSCRIPTIONS	1,622
5310042	SERV-BAR DUES	172
5310400	SERV-MISC	288
5340010	RENT-REAL ESTATE	648
5340025	RENT-AUTOMOBILES	563
5340078	RENT-DATA-LIC SOFT	1,335
5350004	UTIL-TELEPHONE SERV	24
5350006	UTIL-MAIL/DEL/POST	472
5350020	UTIL-MAIL/DEL/POST	21
<b>Total:</b>		<b>\$6,096</b>

**Supplies**

Commitment item	Name	Amount
5410001	SUP-OFFICE SUPPLIES	1
5410006	SUP-COMPUTER	266
5410036	SUP-FUELTRAC	1
5410400	SUP-OTHER	396
<b>Total:</b>		<b>\$664</b>

**Professional Services**

Commitment item	Name	Amount
5510001	PROF SERV-ACCT/AUDIT	60,704
5510005	PROF SERV-LEGAL	3,696
5510014	PROF SERV-IT CONSLT	1,120
5510400	PROF SERV-OTHER	13,865
<b>Total:</b>		<b>\$79,385</b>

**Form 39700 — 165 Personal Services Base Adjustments**

**1651 - Administrative/Fiscal**

**MEANS OF FINANCING**

	Amount
STATE GENERAL FUND (Direct)	—
STATE GENERAL FUND BY:	—
INTERAGENCY TRANSFERS	—
FEES & SELF-GENERATED	310,768
STATUTORY DEDICATIONS	—
FEDERAL FUNDS	(17,829)
<b>TOTAL MEANS OF FINANCING</b>	<b>\$292,939</b>

**EXPENDITURES**

	Amount
Salaries	206,079
Other Compensation	—
Related Benefits	86,860
<b>TOTAL PERSONAL SERVICES</b>	<b>\$292,939</b>
Travel	—
Operating Services	—
Supplies	—
<b>TOTAL OPERATING EXPENSES</b>	<b>—</b>
<b>PROFESSIONAL SERVICES</b>	<b>—</b>
Other Charges	—
Debt Service	—
Interagency Transfers	—
<b>TOTAL OTHER CHARGES</b>	<b>—</b>
Acquisitions	—
Major Repairs	—
<b>TOTAL ACQ. &amp; MAJOR REPAIRS</b>	<b>—</b>
<b>TOTAL EXPENDITURES</b>	<b>\$292,939</b>

**AUTHORIZED POSITIONS**

	FTE
Classified	—
Unclassified	—
<b>TOTAL AUTHORIZED T.O. POSITIONS</b>	<b>—</b>
<b>TOTAL AUTHORIZED OTHER CHARGES POSITIONS</b>	<b>—</b>
<b>TOTAL NON-T.O. FTE POSITIONS</b>	<b>—</b>

**Fees and Self-Generated**

	Amount
Fees & Self-generated	310,768
<b>Total:</b>	<b>\$310,768</b>

**Statutory Dedications**

	Amount
<b>Total:</b>	<b>—</b>



**1652 - Market Compliance**

**MEANS OF FINANCING**

	Amount
STATE GENERAL FUND (Direct)	—
STATE GENERAL FUND BY:	—
INTERAGENCY TRANSFERS	—
FEES & SELF-GENERATED	516,983
STATUTORY DEDICATIONS	—
FEDERAL FUNDS	—
<b>TOTAL MEANS OF FINANCING</b>	<b>\$516,983</b>

**EXPENDITURES**

	Amount
Salaries	359,475
Other Compensation	—
Related Benefits	157,508
<b>TOTAL PERSONAL SERVICES</b>	<b>\$516,983</b>
Travel	—
Operating Services	—
Supplies	—
<b>TOTAL OPERATING EXPENSES</b>	<b>—</b>
<b>PROFESSIONAL SERVICES</b>	<b>—</b>
Other Charges	—
Debt Service	—
Interagency Transfers	—
<b>TOTAL OTHER CHARGES</b>	<b>—</b>
Acquisitions	—
Major Repairs	—
<b>TOTAL ACQ. &amp; MAJOR REPAIRS</b>	<b>—</b>
<b>TOTAL EXPENDITURES</b>	<b>\$516,983</b>

**AUTHORIZED POSITIONS**

	FTE
Classified	—
Unclassified	—
<b>TOTAL AUTHORIZED T.O. POSITIONS</b>	<b>—</b>
<b>TOTAL AUTHORIZED OTHER CHARGES POSITIONS</b>	<b>—</b>
<b>TOTAL NON-T.O. FTE POSITIONS</b>	<b>—</b>

**Fees and Self-Generated**

	Amount
Administrative Ded Fund Account - Department of Insurance	30,817
Fees & Self-generated	354,777
Insurance Fraud Investigation Dedicated Fund Account	131,389
<b>Total:</b>	<b>\$516,983</b>

**Statutory Dedications**

	Amount
<b>Total:</b>	<b>—</b>

Question	Narrative Response
<b>Explain the need for this request.</b>	This request is needed to adjust current year EOB to match funding required for Salaries and Related Benefits for Fiscal Year 2025 - 2026 per LDI's PEP report.
<b>Cite performance indicators for the adjustment.</b>	N/A
<b>What would the impact be if this is not funded?</b>	If this adjustment is not funded, it will force the salaries and related benefits category into a deficit.
<b>Is revenue a fixed amount or can it be adjusted?</b>	The requested revenues are self-generated funds and can be based on recommended level of expenditures.
<b>Is the expenditure of these revenues restricted?</b>	The expenditures of these revenues are non-restricted.
<b>Additional information or comments.</b>	N/A

**Form 39705 — 165 Retirement Adjustment for Employees Ending DROP**

**1651 - Administrative/Fiscal**

**MEANS OF FINANCING**

	Amount
STATE GENERAL FUND (Direct)	—
STATE GENERAL FUND BY:	—
INTERAGENCY TRANSFERS	—
FEES & SELF-GENERATED	81,077
STATUTORY DEDICATIONS	—
FEDERAL FUNDS	—
<b>TOTAL MEANS OF FINANCING</b>	<b>\$81,077</b>

**EXPENDITURES**

	Amount
Salaries	—
Other Compensation	—
Related Benefits	81,077
<b>TOTAL PERSONAL SERVICES</b>	<b>\$81,077</b>
Travel	—
Operating Services	—
Supplies	—
<b>TOTAL OPERATING EXPENSES</b>	<b>—</b>
<b>PROFESSIONAL SERVICES</b>	<b>—</b>
Other Charges	—
Debt Service	—
Interagency Transfers	—
<b>TOTAL OTHER CHARGES</b>	<b>—</b>
Acquisitions	—
Major Repairs	—
<b>TOTAL ACQ. &amp; MAJOR REPAIRS</b>	<b>—</b>
<b>TOTAL EXPENDITURES</b>	<b>\$81,077</b>

**AUTHORIZED POSITIONS**

	FTE
Classified	—
Unclassified	—
<b>TOTAL AUTHORIZED T.O. POSITIONS</b>	<b>—</b>
<b>TOTAL AUTHORIZED OTHER CHARGES POSITIONS</b>	<b>—</b>
<b>TOTAL NON-T.O. FTE POSITIONS</b>	<b>—</b>

**Fees and Self-Generated**

	Amount
Fees & Self-generated	81,077
<b>Total:</b>	<b>\$81,077</b>

**Statutory Dedications**

	Amount
<b>Total:</b>	<b>—</b>

**1652 - Market Compliance**

**MEANS OF FINANCING**

	Amount
STATE GENERAL FUND (Direct)	—
STATE GENERAL FUND BY:	—
INTERAGENCY TRANSFERS	—
FEES & SELF-GENERATED	84,649
STATUTORY DEDICATIONS	—
FEDERAL FUNDS	—
<b>TOTAL MEANS OF FINANCING</b>	<b>\$84,649</b>

**EXPENDITURES**

	Amount
Salaries	—
Other Compensation	—
Related Benefits	84,649
<b>TOTAL PERSONAL SERVICES</b>	<b>\$84,649</b>
Travel	—
Operating Services	—
Supplies	—
<b>TOTAL OPERATING EXPENSES</b>	<b>—</b>
<b>PROFESSIONAL SERVICES</b>	<b>—</b>
Other Charges	—
Debt Service	—
Interagency Transfers	—
<b>TOTAL OTHER CHARGES</b>	<b>—</b>
Acquisitions	—
Major Repairs	—
<b>TOTAL ACQ. &amp; MAJOR REPAIRS</b>	<b>—</b>
<b>TOTAL EXPENDITURES</b>	<b>\$84,649</b>

**AUTHORIZED POSITIONS**

	FTE
Classified	—
Unclassified	—
<b>TOTAL AUTHORIZED T.O. POSITIONS</b>	<b>—</b>
<b>TOTAL AUTHORIZED OTHER CHARGES POSITIONS</b>	<b>—</b>
<b>TOTAL NON-T.O. FTE POSITIONS</b>	<b>—</b>

**Fees and Self-Generated**

	Amount
Fees & Self-generated	84,649
<b>Total:</b>	<b>\$84,649</b>

**Statutory Dedications**

	Amount
<b>Total:</b>	<b>—</b>

Question	Narrative Response
<b>Explain the need for this request.</b>	This adjustment is to request funding required to cover retirement expenses that will be incurred due to employees remaining employed upon the completion of DROP during FY 2025 and/or to be paid on employees that are replacing retiring employees.
<b>Cite performance indicators for the adjustment.</b>	N/A
<b>What would the impact be if this is not funded?</b>	If this adjustment is not funded, it will force the related benefits category into a deficit.
<b>Is revenue a fixed amount or can it be adjusted?</b>	The requested revenues are self generated funds.
<b>Is the expenditure of these revenues restricted?</b>	The expenditure of these revenues are non-restricted and can be based on recommended level of expenditures.
<b>Additional information or comments.</b>	N/A

**Form 39706 — 165 Promotion/Vacancy After PEP**

**1651 - Administrative/Fiscal**

**MEANS OF FINANCING**

	Amount
STATE GENERAL FUND (Direct)	—
STATE GENERAL FUND BY:	—
INTERAGENCY TRANSFERS	—
FEES & SELF-GENERATED	13,809
STATUTORY DEDICATIONS	—
FEDERAL FUNDS	—
<b>TOTAL MEANS OF FINANCING</b>	<b>\$13,809</b>

**EXPENDITURES**

	Amount
Salaries	(138)
Other Compensation	—
Related Benefits	13,947
<b>TOTAL PERSONAL SERVICES</b>	<b>\$13,809</b>
Travel	—
Operating Services	—
Supplies	—
<b>TOTAL OPERATING EXPENSES</b>	<b>—</b>
<b>PROFESSIONAL SERVICES</b>	<b>—</b>
Other Charges	—
Debt Service	—
Interagency Transfers	—
<b>TOTAL OTHER CHARGES</b>	<b>—</b>
Acquisitions	—
Major Repairs	—
<b>TOTAL ACQ. &amp; MAJOR REPAIRS</b>	<b>—</b>
<b>TOTAL EXPENDITURES</b>	<b>\$13,809</b>

**AUTHORIZED POSITIONS**

	FTE
Classified	—
Unclassified	—
<b>TOTAL AUTHORIZED T.O. POSITIONS</b>	<b>—</b>
<b>TOTAL AUTHORIZED OTHER CHARGES POSITIONS</b>	<b>—</b>
<b>TOTAL NON-T.O. FTE POSITIONS</b>	<b>—</b>

**Fees and Self-Generated**

	Amount
Fees & Self-generated	13,809
<b>Total:</b>	<b>\$13,809</b>

**Statutory Dedications**

	Amount
<b>Total:</b>	<b>—</b>

**1652 - Market Compliance**

**MEANS OF FINANCING**

	Amount
STATE GENERAL FUND (Direct)	—
STATE GENERAL FUND BY:	—
INTERAGENCY TRANSFERS	—
FEES & SELF-GENERATED	(40,973)
STATUTORY DEDICATIONS	—
FEDERAL FUNDS	—
<b>TOTAL MEANS OF FINANCING</b>	<b>\$(40,973)</b>

**EXPENDITURES**

	Amount
Salaries	(21,820)
Other Compensation	—
Related Benefits	(19,153)
<b>TOTAL PERSONAL SERVICES</b>	<b>\$(40,973)</b>
Travel	—
Operating Services	—
Supplies	—
<b>TOTAL OPERATING EXPENSES</b>	—
<b>PROFESSIONAL SERVICES</b>	—
Other Charges	—
Debt Service	—
Interagency Transfers	—
<b>TOTAL OTHER CHARGES</b>	—
Acquisitions	—
Major Repairs	—
<b>TOTAL ACQ. &amp; MAJOR REPAIRS</b>	—
<b>TOTAL EXPENDITURES</b>	<b>\$(40,973)</b>

**AUTHORIZED POSITIONS**

	FTE
Classified	—
Unclassified	—
<b>TOTAL AUTHORIZED T.O. POSITIONS</b>	—
<b>TOTAL AUTHORIZED OTHER CHARGES POSITIONS</b>	—
<b>TOTAL NON-T.O. FTE POSITIONS</b>	—

**Fees and Self-Generated**

	Amount
Fees & Self-generated	138,709
Insurance Fraud Investigation Dedicated Fund Account	(179,682)
<b>Total:</b>	<b>\$(40,973)</b>

**Statutory Dedications**

	Amount
<b>Total:</b>	—

Question	Narrative Response
<b>Explain the need for this request.</b>	Vacancies were filled after the PEP report was compiled. This adjustment is to request funding needed to cover the difference between the projected vacancies salary and related benefits amount per the PEP report versus the actual salary and related benefits expenditures that will be incurred for the filled (or newly vacant) positions.
<b>Cite performance indicators for the adjustment.</b>	N/A
<b>What would the impact be if this is not funded?</b>	If this adjustment is not funded, it will force the salaries and related benefits category into a deficit.
<b>Is revenue a fixed amount or can it be adjusted?</b>	The requested revenues are self-generated funds.
<b>Is the expenditure of these revenues restricted?</b>	The expenditures of these revenues are non-restricted and can be based on recommended level of expenditures.
<b>Additional information or comments.</b>	N/A



**Form 39707 — 165 CPGs Not Included on PEP**

**1651 - Administrative/Fiscal**

**MEANS OF FINANCING**

	Amount
STATE GENERAL FUND (Direct)	—
STATE GENERAL FUND BY:	—
INTERAGENCY TRANSFERS	—
FEES & SELF-GENERATED	1,457
STATUTORY DEDICATIONS	—
FEDERAL FUNDS	—
<b>TOTAL MEANS OF FINANCING</b>	<b>\$1,457</b>

**EXPENDITURES**

	Amount
Salaries	1,069
Other Compensation	—
Related Benefits	388
<b>TOTAL PERSONAL SERVICES</b>	<b>\$1,457</b>
Travel	—
Operating Services	—
Supplies	—
<b>TOTAL OPERATING EXPENSES</b>	<b>—</b>
<b>PROFESSIONAL SERVICES</b>	<b>—</b>
Other Charges	—
Debt Service	—
Interagency Transfers	—
<b>TOTAL OTHER CHARGES</b>	<b>—</b>
Acquisitions	—
Major Repairs	—
<b>TOTAL ACQ. &amp; MAJOR REPAIRS</b>	<b>—</b>
<b>TOTAL EXPENDITURES</b>	<b>\$1,457</b>

**AUTHORIZED POSITIONS**

	FTE
Classified	—
Unclassified	—
<b>TOTAL AUTHORIZED T.O. POSITIONS</b>	<b>—</b>
<b>TOTAL AUTHORIZED OTHER CHARGES POSITIONS</b>	<b>—</b>
<b>TOTAL NON-T.O. FTE POSITIONS</b>	<b>—</b>

**Fees and Self-Generated**

	Amount
Fees & Self-generated	1,457
<b>Total:</b>	<b>\$1,457</b>

**Statutory Dedications**

	Amount
<b>Total:</b>	<b>—</b>

**1652 - Market Compliance**

**MEANS OF FINANCING**

	Amount
STATE GENERAL FUND (Direct)	—
STATE GENERAL FUND BY:	—
INTERAGENCY TRANSFERS	—
FEES & SELF-GENERATED	148,489
STATUTORY DEDICATIONS	—
FEDERAL FUNDS	—
<b>TOTAL MEANS OF FINANCING</b>	<b>\$148,489</b>

**EXPENDITURES**

	Amount
Salaries	109,037
Other Compensation	—
Related Benefits	39,452
<b>TOTAL PERSONAL SERVICES</b>	<b>\$148,489</b>
Travel	—
Operating Services	—
Supplies	—
<b>TOTAL OPERATING EXPENSES</b>	<b>—</b>
<b>PROFESSIONAL SERVICES</b>	<b>—</b>
Other Charges	—
Debt Service	—
Interagency Transfers	—
<b>TOTAL OTHER CHARGES</b>	<b>—</b>
Acquisitions	—
Major Repairs	—
<b>TOTAL ACQ. &amp; MAJOR REPAIRS</b>	<b>—</b>
<b>TOTAL EXPENDITURES</b>	<b>\$148,489</b>

**AUTHORIZED POSITIONS**

	FTE
Classified	—
Unclassified	—
<b>TOTAL AUTHORIZED T.O. POSITIONS</b>	<b>—</b>
<b>TOTAL AUTHORIZED OTHER CHARGES POSITIONS</b>	<b>—</b>
<b>TOTAL NON-T.O. FTE POSITIONS</b>	<b>—</b>

**Fees and Self-Generated**

	Amount
Administrative Ded Fund Account - Department of Insurance	25,042
Fees & Self-generated	123,447
<b>Total:</b>	<b>\$148,489</b>

**Statutory Dedications**

	Amount
<b>Total:</b>	<b>—</b>

Question	Narrative Response
<b>Explain the need for this request.</b>	CPGs for employees holding the Job Title of Insurance Specialist 2 were not included on the original PEP report. This adjustment is needed to ensure we have sufficient funding to cover the salaries and related benefits for the increases.
<b>Cite performance indicators for the adjustment.</b>	N/A
<b>What would the impact be if this is not funded?</b>	If this adjustment is not funded, it will force the salaries and related benefits category into a deficit.
<b>Is revenue a fixed amount or can it be adjusted?</b>	The requested revenues are self-generated funds.
<b>Is the expenditure of these revenues restricted?</b>	The expenditures of these revenues are non-restricted and can be based on recommended level of expenditures.
<b>Additional information or comments.</b>	N/A

**Form 39708 — 165 Unclassified Vacancies Adjustment**

**1651 - Administrative/Fiscal**

**MEANS OF FINANCING**

	Amount
STATE GENERAL FUND (Direct)	—
STATE GENERAL FUND BY:	—
INTERAGENCY TRANSFERS	—
FEES & SELF-GENERATED	74,782
STATUTORY DEDICATIONS	—
FEDERAL FUNDS	—
<b>TOTAL MEANS OF FINANCING</b>	<b>\$74,782</b>

**EXPENDITURES**

	Amount
Salaries	61,110
Other Compensation	—
Related Benefits	13,672
<b>TOTAL PERSONAL SERVICES</b>	<b>\$74,782</b>
Travel	—
Operating Services	—
Supplies	—
<b>TOTAL OPERATING EXPENSES</b>	<b>—</b>
<b>PROFESSIONAL SERVICES</b>	<b>—</b>
Other Charges	—
Debt Service	—
Interagency Transfers	—
<b>TOTAL OTHER CHARGES</b>	<b>—</b>
Acquisitions	—
Major Repairs	—
<b>TOTAL ACQ. &amp; MAJOR REPAIRS</b>	<b>—</b>
<b>TOTAL EXPENDITURES</b>	<b>\$74,782</b>

**AUTHORIZED POSITIONS**

	FTE
Classified	—
Unclassified	—
<b>TOTAL AUTHORIZED T.O. POSITIONS</b>	<b>—</b>
<b>TOTAL AUTHORIZED OTHER CHARGES POSITIONS</b>	<b>—</b>
<b>TOTAL NON-T.O. FTE POSITIONS</b>	<b>—</b>

**Fees and Self-Generated**

	Amount
Fees & Self-generated	74,782
<b>Total:</b>	<b>\$74,782</b>

**Statutory Dedications**

	Amount
<b>Total:</b>	<b>—</b>

Question	Narrative Response
<b>Explain the need for this request.</b>	This adjustment is to request funding for unclassified salaries and related benefits for unclassified vacancies that were included in LDI's PEP report but did not have projected amounts.
<b>Cite performance indicators for the adjustment.</b>	N/A
<b>What would the impact be if this is not funded?</b>	If this adjustment is not funded, it will force the salaries and related benefits category into a deficit.
<b>Is revenue a fixed amount or can it be adjusted?</b>	The requested revenues are self generated funds.
<b>Is the expenditure of these revenues restricted?</b>	The expenditure of these revenues are non-restricted and can be based on recommended level of expenditures.
<b>Additional information or comments.</b>	N/A

**Form 39291 — 165 IAT-Printing Increase**

**1651 - Administrative/Fiscal**

**MEANS OF FINANCING**

	Amount
STATE GENERAL FUND (Direct)	—
STATE GENERAL FUND BY:	—
INTERAGENCY TRANSFERS	—
FEES & SELF-GENERATED	15,000
STATUTORY DEDICATIONS	—
FEDERAL FUNDS	—
<b>TOTAL MEANS OF FINANCING</b>	<b>\$15,000</b>

**EXPENDITURES**

	Amount
Salaries	—
Other Compensation	—
Related Benefits	—
<b>TOTAL PERSONAL SERVICES</b>	<b>—</b>
Travel	—
Operating Services	—
Supplies	—
<b>TOTAL OPERATING EXPENSES</b>	<b>—</b>
<b>PROFESSIONAL SERVICES</b>	<b>—</b>
Other Charges	—
Debt Service	—
Interagency Transfers	15,000
<b>TOTAL OTHER CHARGES</b>	<b>\$15,000</b>
Acquisitions	—
Major Repairs	—
<b>TOTAL ACQ. &amp; MAJOR REPAIRS</b>	<b>—</b>
<b>TOTAL EXPENDITURES</b>	<b>\$15,000</b>

**AUTHORIZED POSITIONS**

	FTE
Classified	—
Unclassified	—
<b>TOTAL AUTHORIZED T.O. POSITIONS</b>	<b>—</b>
<b>TOTAL AUTHORIZED OTHER CHARGES POSITIONS</b>	<b>—</b>
<b>TOTAL NON-T.O. FTE POSITIONS</b>	<b>—</b>

**Fees and Self-Generated**

	Amount
Fees & Self-generated	15,000
<b>Total:</b>	<b>\$15,000</b>

**Statutory Dedications**

	Amount
<b>Total:</b>	<b>—</b>

Question	Narrative Response
<b>Explain the need for this request.</b>	This request is to increase printing for the Office of Public Affairs for professional printing services for reprinting of publications with Commissioner Temple's information. Under this new administration, the LDI's printed materials need to be revamped to address current and high-priority initiatives in addition to new publications to address the increasing number of public-facing programs and points of emphasis.
<b>Cite performance indicators for the adjustment.</b>	N/A
<b>What would the impact be if this is not funded?</b>	The LDI would not have adequate funding to update and reprint the numerous pamphlets and printed materials that are distributed to consumers as part of the LDI's regular outreach efforts and during disaster response.
<b>Is revenue a fixed amount or can it be adjusted?</b>	The requested revenues are self-generated funds.
<b>Is the expenditure of these revenues restricted?</b>	The expenditures of these revenues is non-restricted and can be based on a recommended level of expenditures.
<b>Additional information or comments.</b>	N/A

Continuation Budget Adjustments - by Program

Form 39291--CB-8 IAT-Printing Increase  
Request Type: CB-8 Attachment

CONTINUATION BUDGET PACKAGE  
FISCAL YEAR 2025-2026

DEPARTMENT NAME: INSURANCE  
AGENCY NAME: DEPARTMENT OF INSURANCE  
PROGRAM: ADMINISTRATION/FISCAL  
EXPLANATION: IAT-PRINTING

FUND	COST CTR	G/L ACCOUNT	ITEM	QTY	COST EACH	TOTAL
1650000200	1651011030	5950007	Updates to various pamphlets/brochures in quantities of 2,000 - 5,000 copies including, but not limited to, <i>Becoming a Licensed Adjuster</i> , <i>Becoming a Licensed Producer</i> , <i>Career Opportunities in the Insurance Industry</i> , <i>Office of Consumer Advocacy-What Can We Do For You?</i> , <i>Consumer's Guide to Homeowner's Insurance</i> , <i>Department of Insurance-What Can We Do For You?</i> , and any new pamphlets needed.			\$15,000
<b>TOTAL IAT-PRINTING</b>						<b>\$15,000</b>



**Form 39293 — 165 Travel Increase**

**1651 - Administrative/Fiscal**

**MEANS OF FINANCING**

	Amount
STATE GENERAL FUND (Direct)	—
STATE GENERAL FUND BY:	—
INTERAGENCY TRANSFERS	—
FEES & SELF-GENERATED	42,000
STATUTORY DEDICATIONS	—
FEDERAL FUNDS	—
<b>TOTAL MEANS OF FINANCING</b>	<b>\$42,000</b>

**EXPENDITURES**

	Amount
Salaries	—
Other Compensation	—
Related Benefits	—
<b>TOTAL PERSONAL SERVICES</b>	<b>—</b>
Travel	42,000
Operating Services	—
Supplies	—
<b>TOTAL OPERATING EXPENSES</b>	<b>\$42,000</b>
<b>PROFESSIONAL SERVICES</b>	<b>—</b>
Other Charges	—
Debt Service	—
Interagency Transfers	—
<b>TOTAL OTHER CHARGES</b>	<b>—</b>
Acquisitions	—
Major Repairs	—
<b>TOTAL ACQ. &amp; MAJOR REPAIRS</b>	<b>—</b>
<b>TOTAL EXPENDITURES</b>	<b>\$42,000</b>

**AUTHORIZED POSITIONS**

	FTE
Classified	—
Unclassified	—
<b>TOTAL AUTHORIZED T.O. POSITIONS</b>	<b>—</b>
<b>TOTAL AUTHORIZED OTHER CHARGES POSITIONS</b>	<b>—</b>
<b>TOTAL NON-T.O. FTE POSITIONS</b>	<b>—</b>

**Fees and Self-Generated**

	Amount
Fees & Self-generated	42,000
<b>Total:</b>	<b>\$42,000</b>

**Statutory Dedications**

	Amount
<b>Total:</b>	<b>—</b>

**1652 - Market Compliance**

**MEANS OF FINANCING**

	Amount
STATE GENERAL FUND (Direct)	—
STATE GENERAL FUND BY:	—
INTERAGENCY TRANSFERS	—
FEES & SELF-GENERATED	148,750
STATUTORY DEDICATIONS	—
FEDERAL FUNDS	—
<b>TOTAL MEANS OF FINANCING</b>	<b>\$148,750</b>

**EXPENDITURES**

	Amount
Salaries	—
Other Compensation	—
Related Benefits	—
<b>TOTAL PERSONAL SERVICES</b>	<b>—</b>
Travel	148,750
Operating Services	—
Supplies	—
<b>TOTAL OPERATING EXPENSES</b>	<b>\$148,750</b>
<b>PROFESSIONAL SERVICES</b>	<b>—</b>
Other Charges	—
Debt Service	—
Interagency Transfers	—
<b>TOTAL OTHER CHARGES</b>	<b>—</b>
Acquisitions	—
Major Repairs	—
<b>TOTAL ACQ. &amp; MAJOR REPAIRS</b>	<b>—</b>
<b>TOTAL EXPENDITURES</b>	<b>\$148,750</b>

**AUTHORIZED POSITIONS**

	FTE
Classified	—
Unclassified	—
<b>TOTAL AUTHORIZED T.O. POSITIONS</b>	<b>—</b>
<b>TOTAL AUTHORIZED OTHER CHARGES POSITIONS</b>	<b>—</b>
<b>TOTAL NON-T.O. FTE POSITIONS</b>	<b>—</b>

**Fees and Self-Generated**

	Amount
Fees & Self-generated	148,750
<b>Total:</b>	<b>\$148,750</b>

**Statutory Dedications**

	Amount
<b>Total:</b>	<b>—</b>

Question	Narrative Response
<b>Explain the need for this request.</b>	This request is to increase the LDI's travel budget department wide for multiple offices within the LDI. The travel is both regulatory and educational in nature. The travel includes comprehensive professional development programs with coursework and examinations to attain professional designations through the National Association of Insurance Commissioners including the Professional Insurance Regulation (PIR) and Associate Professional in Insurance Regulation (APIR). Additionally, conference travel provides an opportunity for LDI staff to stay current with new regulatory challenges and remain at the forefront of industry standards and regulatory requirements. The LDI is also in need of additional travel funding to allow for more regulatory travel in the area of financial and market conduct examinations of insurers beyond what is current being performed due to new initiatives of this new administration.
<b>Cite performance indicators for the adjustment.</b>	N/A
<b>What would the impact be if this is not funded?</b>	If this request is not funded, the LDI's existing travel budget will not allow for adequate funding to be spread across the multiple areas of travel needed to stay current with the challenging insurance landscape.
<b>Is revenue a fixed amount or can it be adjusted?</b>	The requested revenues are self-generated funds.
<b>Is the expenditure of these revenues restricted?</b>	The expenditures of these revenues is non-restricted and can be based on a recommended level of expenditures.
<b>Additional information or comments.</b>	N/A

Continuation Budget Adjustments - by Program

Form 39293--CB-8 Travel Increase  
Request Type: CB-8 Attachment

CONTINUATION BUDGET PACKAGE  
FISCAL YEAR 2025-2026

DEPARTMENT NAME: INSURANCE  
AGENCY NAME: DEPARTMENT OF INSURANCE  
PROGRAM: ADMINISTRATION/FISCAL & MARKET COMPLIANCE  
EXPLANATION: TRAVEL INCREASE

SUMMARY

5210015	In-State Travel-Conference and Convention	\$8,750
5210020	In-State Travel-Field	\$65,000
5210055	Out-Of-State Travel-Conference and Convention	\$97,000
5210060	Out-of-State Travel-Field	\$8,000
5210070	Out-of-State Travel-IT Travel/Training	\$12,000
<b>TOTAL TRAVEL INCREASE</b>		<b>\$190,750</b>

FUND	COST CTR	G/L ACCOUNT	ITEM	QTY	COST EACH	TOTAL
1650000200	1651011080	5210055	Out-of-State Conference travel for (4) staff employees of the Office of Policy, Innovation and Research to attend (3) conferences related to resiliency and health issues, i.e. National Academy for State Health Policy Conference, National Flood Conference, Mississippi Wind Conference, etc.	12	\$2,500	\$30,000
1650000200	1651021130	5210070	Out-of-State IT Travel/Training for (4) employees for the Office of Management and Finance IT Division to attend IT conferences on AI/Machine learning initiatives to provide crucial insights and skills and to enhance capabilities in this area.	4	\$3,000	\$12,000
1650000200	1652042032	5210055	Out-of-State Conference travel for Producer Licensing examiners of the Office of Licensing to attend various regulatory conferences including (1) employee to the Securities and Insurance Licensing Association (SILA) annual conference and (2) employees to the Southwest Educational Research Association (SERA) Annual Conference	3	\$2,000	\$6,000
1650000200	1652042032	5210015	In-State Conference travel for (5) Producer Licensing examiners of the Office of Licensing to attend the Securities and Insurance Licensing Association (SILA) conference in New Orleans.	5	\$1,750	\$8,750
1650000200	1652063042	5210020	In-State Field Travel- Regulatory travel for compliance examiners of the Office of Financial Solvency to perform examinations on reinsurers (\$40,000) and managing general agents (MGAs) (\$25,000), both new initiatives under this administration. This travel increase is in addition to the normal rotation of examinations that are conducted on insurers annually.			\$65,000

Continuation Budget Adjustments - by Program				Form 39293--CB-8 Travel Increase Request Type: CB-8 Attachment		
1650000200	1652085032	5210055	Out-of-State Conference training for (2) attorneys of the Office of Legal Services to attend (5) different conferences to engage in ongoing professional development through specialized training and participation in industry conferences on emerging regulatory trends, advanced legal interpretations, and best practices that go beyond traditional Continuing Legal Education (C.L.E.) requirements.	10	\$3,500	\$35,000
1650000200	1652106042	5210055	Out-of-State Conference travel for numerous employees of the Office of Consumer Services to attend various conferences necessary for the development of new, mid-level and experienced examiners performing market conduct examinations and handling consumer complaints. Conferences include: Bob Brooks School of Real Estate and Insurance, IRES National School for Market Conduct Regulation, Louisiana Independent Land Title Agents, IRES Career Development Conference, Insurance Consumer Affairs Exchange, NAIC Meetings, SERA Conference, Insurance Summit, etc.			\$26,000
1650000200	1652106032	5210060	Out-of-State Field Travel for staff of the Office of Consumer Services Market Conduct division to travel to conduct (2) out-of-state market conduct examinations.	2	\$4,000	\$8,000
<b>TOTAL TRAVEL INCREASE</b>						<b>\$190,750</b>

**Form 39298 — 165 Supplies Increase**

**1651 - Administrative/Fiscal**

**MEANS OF FINANCING**

	Amount
STATE GENERAL FUND (Direct)	—
STATE GENERAL FUND BY:	—
INTERAGENCY TRANSFERS	—
FEES & SELF-GENERATED	66,000
STATUTORY DEDICATIONS	—
FEDERAL FUNDS	—
<b>TOTAL MEANS OF FINANCING</b>	<b>\$66,000</b>

**EXPENDITURES**

	Amount
Salaries	—
Other Compensation	—
Related Benefits	—
<b>TOTAL PERSONAL SERVICES</b>	<b>—</b>
Travel	—
Operating Services	—
Supplies	66,000
<b>TOTAL OPERATING EXPENSES</b>	<b>\$66,000</b>
<b>PROFESSIONAL SERVICES</b>	<b>—</b>
Other Charges	—
Debt Service	—
Interagency Transfers	—
<b>TOTAL OTHER CHARGES</b>	<b>—</b>
Acquisitions	—
Major Repairs	—
<b>TOTAL ACQ. &amp; MAJOR REPAIRS</b>	<b>—</b>
<b>TOTAL EXPENDITURES</b>	<b>\$66,000</b>

**AUTHORIZED POSITIONS**

	FTE
Classified	—
Unclassified	—
<b>TOTAL AUTHORIZED T.O. POSITIONS</b>	<b>—</b>
<b>TOTAL AUTHORIZED OTHER CHARGES POSITIONS</b>	<b>—</b>
<b>TOTAL NON-T.O. FTE POSITIONS</b>	<b>—</b>

**Fees and Self-Generated**

	Amount
Fees & Self-generated	66,000
<b>Total:</b>	<b>\$66,000</b>

**Statutory Dedications**

	Amount
<b>Total:</b>	<b>—</b>

Question	Narrative Response
<b>Explain the need for this request.</b>	This request is for a budget increase in Supplies within the Office of Management and Finance due to rising costs of inflation for general office supplies, replacement toner cartridges for department wide printers, and promotional items for distribution at outreach engagements and disaster response events. The LDI has not had an inflationary increase in its supplies budget for many years and has managed to absorb these increases over time. The LDI is engaging in more robust initiatives by increasing the number of public-facing programs and points of emphasis and as such, is requiring more resources to support those initiatives.
<b>Cite performance indicators for the adjustment.</b>	N/A
<b>What would the impact be if this is not funded?</b>	If this request is not funded, the LDI's existing supplies budget will not allow for adequate funding to be spread across the multiple areas needing supplies to stay current with the challenging insurance landscape.
<b>Is revenue a fixed amount or can it be adjusted?</b>	The requested revenues are self-generated funds.
<b>Is the expenditure of these revenues restricted?</b>	The expenditures of these revenues is non-restricted and can be based on a recommended level of expenditures.
<b>Additional information or comments.</b>	N/A

Continuation Budget Adjustments - by Program

Form 39298--CB-8 Supplies Increase  
Request Type: CB-8 Attachment

CONTINUATION BUDGET PACKAGE  
FISCAL YEAR 2025-2026

DEPARTMENT NAME: INSURANCE  
AGENCY NAME: DEPARTMENT OF INSURANCE  
PROGRAM: ADMINISTRATION/FISCAL  
EXPLANATION: SUPPLIES INCREASE

FUND	COST CTR	G/L ACCOUNT	ITEM	QTY	COST EACH	TOTAL
1650000200	1651011030	5410400	Promotional items to be distributed at LDI outreach engagements and/or emergency response events.			\$25,000
1650000200	1651021190	5410001	Inflationary increase associated with the rising costs of general office supplies including copy/printer paper, folders, pens, pencils, labels, etc.			\$20,000
1650000200	1651021130	5410006	Inflationary increase associated with the rising costs for toner. Average cost per toner increased 60% from \$115.53 per cartridge to \$184.49 per cartridge. The LDI's budget for toner is \$35,000.			\$21,000
<b>TOTAL SUPPLIES INCREASE</b>						<b>\$66,000</b>



**Form 39305 — 165 Legislative Auditor Increase**

**1651 - Administrative/Fiscal**

**MEANS OF FINANCING**

	Amount
STATE GENERAL FUND (Direct)	—
STATE GENERAL FUND BY:	—
INTERAGENCY TRANSFERS	—
FEES & SELF-GENERATED	12,204
STATUTORY DEDICATIONS	—
FEDERAL FUNDS	—
<b>TOTAL MEANS OF FINANCING</b>	<b>\$12,204</b>

**EXPENDITURES**

	Amount
Salaries	—
Other Compensation	—
Related Benefits	—
<b>TOTAL PERSONAL SERVICES</b>	<b>—</b>
Travel	—
Operating Services	—
Supplies	—
<b>TOTAL OPERATING EXPENSES</b>	<b>—</b>
<b>PROFESSIONAL SERVICES</b>	<b>—</b>
Other Charges	—
Debt Service	—
Interagency Transfers	12,204
<b>TOTAL OTHER CHARGES</b>	<b>\$12,204</b>
Acquisitions	—
Major Repairs	—
<b>TOTAL ACQ. &amp; MAJOR REPAIRS</b>	<b>—</b>
<b>TOTAL EXPENDITURES</b>	<b>\$12,204</b>

**AUTHORIZED POSITIONS**

	FTE
Classified	—
Unclassified	—
<b>TOTAL AUTHORIZED T.O. POSITIONS</b>	<b>—</b>
<b>TOTAL AUTHORIZED OTHER CHARGES POSITIONS</b>	<b>—</b>
<b>TOTAL NON-T.O. FTE POSITIONS</b>	<b>—</b>

**Fees and Self-Generated**

	Amount
Fees & Self-generated	12,204
<b>Total:</b>	<b>\$12,204</b>

**Statutory Dedications**

	Amount
<b>Total:</b>	<b>—</b>

Question	Narrative Response
<b>Explain the need for this request.</b>	This request is to increase budget allocation for the Office of the Legislative Auditor for Fiscal Year 2025-2026 for required audit services.
<b>Cite performance indicators for the adjustment.</b>	N/A
<b>What would the impact be if this is not funded?</b>	The LDI would not have adequate funding for the increase in fees as allocated by the Louisiana Legislative Auditor per Act 733 of the 2024 Regular Legislative Session.
<b>Is revenue a fixed amount or can it be adjusted?</b>	The requested revenues are self-generated funds.
<b>Is the expenditure of these revenues restricted?</b>	The expenditures of these revenues is non-restricted and can be based on a recommended level of expenditures.
<b>Additional information or comments.</b>	N/A



MICHAEL J. "MIKE" WAGUESPACK, CPA  
LOUISIANA LEGISLATIVE AUDITOR

October 8, 2024

RECEIVED  
OCT 14 2024  
OFFICE OF THE COMMISSIONER

Mr. Timothy Temple  
Commissioner  
Louisiana Department of Insurance  
Post Office Box 94214  
Baton Rouge, Louisiana 70804-9214

Dear Commissioner Temple,

Act 733 of the 2024 Regular Legislative Session authorized the Legislative Auditor to allocate and collect from each auditee included in the state's Annual Comprehensive Financial Report such amounts as may be reasonably necessary to compensate the Legislative Auditor for services rendered.

I understand your agency is currently preparing its budget for the 2025-2026 fiscal year. I ask that you include \$112,575 for the 2025-2026 regular allocation of audit costs in your budget.

Your agency's audit allocation is based on the cost of audit services provided to you. If additional audit services are requested or required, those services may result in additional audit costs charged to your agency. Those costs would be discussed with you prior to any additional allocation.

Inquiries concerning this allocation should be directed to Ms. Beth Q. Davis, CPA, First Assistant Legislative Auditor, at (225) 339-3977. I appreciate the many courtesies extended my staff over the years and look forward to working with you in the future.

Sincerely,

Michael J. Waguespack, CPA  
Louisiana Legislative Auditor

MJW:BQD:tmp  
Allocation Letter 2026-ID 3454

1600 NORTH 3RD STREET P.O. BOX 94397 BATON ROUGE, LA 70804-9397

Continuation Budget Adjustments - by Program

Form 39305--CB-8 IAT-Legislative Auditor Increase  
Request Type: CB-8 Attachment

CONTINUATION BUDGET PACKAGE  
FISCAL YEAR 2025-2026

DEPARTMENT NAME: INSURANCE  
AGENCY NAME: DEPARTMENT OF INSURANCE  
PROGRAM: ADMINISTRATION/FISCAL  
EXPLANATION: IAT-Legislative Auditor Increase

FUND	COST CTR	G/L ACCOUNT	ITEM	QTY	COST EACH	TOTAL
1650000200	1651021120	5950052	Increase for Office of Legislative Auditor for audit services			\$12,204
<b>TOTAL IAT-LEGISLATIVE AUDITOR INCREASE</b>						<b>\$12,204</b>

Fiscal Year 2024-2025 Budget	\$100,371
Fiscal Year 2025-2026 Allocation	<u>\$112,575</u>
Total Legislative Auditor Adjustment	\$12,204

**Form 39307 — 165 Professional Services Increase**

**1651 - Administrative/Fiscal**

**MEANS OF FINANCING**

	Amount
STATE GENERAL FUND (Direct)	—
STATE GENERAL FUND BY:	—
INTERAGENCY TRANSFERS	—
FEES & SELF-GENERATED	350,000
STATUTORY DEDICATIONS	—
FEDERAL FUNDS	—
<b>TOTAL MEANS OF FINANCING</b>	<b>\$350,000</b>

**EXPENDITURES**

	Amount
Salaries	—
Other Compensation	—
Related Benefits	—
<b>TOTAL PERSONAL SERVICES</b>	<b>—</b>
Travel	—
Operating Services	—
Supplies	—
<b>TOTAL OPERATING EXPENSES</b>	<b>—</b>
<b>PROFESSIONAL SERVICES</b>	<b>\$350,000</b>
Other Charges	—
Debt Service	—
Interagency Transfers	—
<b>TOTAL OTHER CHARGES</b>	<b>—</b>
Acquisitions	—
Major Repairs	—
<b>TOTAL ACQ. &amp; MAJOR REPAIRS</b>	<b>—</b>
<b>TOTAL EXPENDITURES</b>	<b>\$350,000</b>

**AUTHORIZED POSITIONS**

	FTE
Classified	—
Unclassified	—
<b>TOTAL AUTHORIZED T.O. POSITIONS</b>	<b>—</b>
<b>TOTAL AUTHORIZED OTHER CHARGES POSITIONS</b>	<b>—</b>
<b>TOTAL NON-T.O. FTE POSITIONS</b>	<b>—</b>

**Fees and Self-Generated**

	Amount
Fees & Self-generated	350,000
<b>Total:</b>	<b>\$350,000</b>

**Statutory Dedications**

	Amount
<b>Total:</b>	<b>—</b>

**1652 - Market Compliance**

**MEANS OF FINANCING**

	Amount
STATE GENERAL FUND (Direct)	—
STATE GENERAL FUND BY:	—
INTERAGENCY TRANSFERS	—
FEES & SELF-GENERATED	2,145,000
STATUTORY DEDICATIONS	—
FEDERAL FUNDS	—
<b>TOTAL MEANS OF FINANCING</b>	<b>\$2,145,000</b>

**EXPENDITURES**

	Amount
Salaries	—
Other Compensation	—
Related Benefits	—
<b>TOTAL PERSONAL SERVICES</b>	<b>—</b>
Travel	—
Operating Services	—
Supplies	—
<b>TOTAL OPERATING EXPENSES</b>	<b>—</b>
<b>PROFESSIONAL SERVICES</b>	<b>\$2,145,000</b>
Other Charges	—
Debt Service	—
Interagency Transfers	—
<b>TOTAL OTHER CHARGES</b>	<b>—</b>
Acquisitions	—
Major Repairs	—
<b>TOTAL ACQ. &amp; MAJOR REPAIRS</b>	<b>—</b>
<b>TOTAL EXPENDITURES</b>	<b>\$2,145,000</b>

**AUTHORIZED POSITIONS**

	FTE
Classified	—
Unclassified	—
<b>TOTAL AUTHORIZED T.O. POSITIONS</b>	<b>—</b>
<b>TOTAL AUTHORIZED OTHER CHARGES POSITIONS</b>	<b>—</b>
<b>TOTAL NON-T.O. FTE POSITIONS</b>	<b>—</b>

**Fees and Self-Generated**

	Amount
Administrative Ded Fund Account - Department of Insurance	240,000
Fees & Self-generated	1,905,000
<b>Total:</b>	<b>\$2,145,000</b>

**Statutory Dedications**

	Amount
<b>Total:</b>	<b>—</b>

Question	Narrative Response
<b>Explain the need for this request.</b>	This request is to increase budget authority in the Professional Services category for multiple LDI offices. Please see the attached for a detailed explanation of each requested increase. The LDI is engaging in more robust initiatives by increasing the number of public-facing programs and points of emphasis and as such, is requiring more resources to support those initiatives.
<b>Cite performance indicators for the adjustment.</b>	N/A
<b>What would the impact be if this is not funded?</b>	If this request is not funded, the LDI's existing professional services budget will not allow for adequate funding to be spread across the multiple areas needing contractual support to stay current with the challenging insurance landscape.
<b>Is revenue a fixed amount or can it be adjusted?</b>	The requested revenues are self-generated funds.
<b>Is the expenditure of these revenues restricted?</b>	The expenditures of these revenues is non-restricted and can be based on a recommended level of expenditures.
<b>Additional information or comments.</b>	N/A

Continuation Budget Adjustments - by Program

Form 39307--CB-8 Professional Services Increase  
Request Type: CB-8 Attachment

CONTINUATION BUDGET PACKAGE  
FISCAL YEAR 2025-2026

DEPARTMENT NAME: INSURANCE  
AGENCY NAME: DEPARTMENT OF INSURANCE  
PROGRAM: ADMINISTRATION/FISCAL AND MARKET COMPLIANCE  
EXPLANATION: PROFESSIONAL SERVICES INCREASE

SUMMARY RECAP

Administration/Fiscal Program:

1650000200	5510400	Professional Services-Other	\$150,000
1650000200	5510014	Professional Services-IT Consulting	\$200,000
<b>Total Administration/Fiscal Program</b>			<b>\$350,000</b>

Market Compliance Program:

1650000200	5510001	Professional Services-Accounting and Auditing	\$1,745,000
1650000200	5510400	Professional Services-Other	\$160,000
1650010800	5510400	Professional Services-Other	\$240,000
<b>Total Market Compliance Program</b>			<b>\$2,145,000</b>

**Total Professional Services Increase \$2,495,000**

FUND	COST CTR	G/L ACCOUNT	ITEM	QTY	COST EACH	TOTAL
1650000200	1651011030	5510400	Professional Services-Other: A digital media contract for the Office of Public Affairs- Contractor will create comprehensive strategy for boosting engagement on digital media to improve outreach to Louisiana citizens.	12	\$3,500	\$42,000
1650000200	1651011030	5510400	Professional Services-Other: A communications strategy contract for the Office of Public Affairs-Contractor will augment LDI's communication efforts to effectively communicate high-priority initiatives, and the impact of those initiatives, to Louisiana citizens.	12	\$4,000	\$48,000
1650000200	1651011030	5510400	Professional Services-Other: Media buying contract(s) for the Office of Public Affairs for advertising of public-facing programs including Fortify Homes Program, Wind Mitigation, Program, new LDI app, etc.	12	\$5,000	\$60,000
1650000200	1651021130	5510014	Professional Services-IT Consulting: Contractor(s) for the Office of Management and Finance IT Division to develop and implement artificial intelligence/machine learning initiatives to improve regulatory efficiency through innovation and through the development and utilization of cutting edge technologies and methodologies.			\$200,000



Continuation Budget Adjustments - by Program			Form 39307--CB-8 Professional Services Increase	
			Request Type: CB-8 Attachment	
1650010800	1652052422	5510400	Professional Services-Other: Amend existing contract for the Office of Health, Life, and Annuity to perform actuarial analysis required under Act 714 of the 2024 Regular Legislative Session. Act 714 requires the LDI to contract with an independent actuary to perform actuarial reviews of any legislation creating new state benefit mandates to identify any activities where insurer actuaries are inflating costs, thus resulting in net savings to the state in implementing any state benefit mandate. (Total amount is \$200,000. 60% of total will be paid with funds from the I08-Administrative Fund Dedicated Fund Account.)	\$120,000
1650000200	1652052422	5510400	Professional Services-Other: Amend existing contract for the Office of Health, Life and Annuity to perform actuarial analysis required under Act 714 of the 2024 Regular Legislative Session. Act 714 requires the LDI to contract with an independent actuary to perform actuarial reviews of any legislation creating new state benefit mandates to identify any activities where insurer actuaries are inflating costs, thus resulting in net savings to the state in implementing any state benefit mandate. (Total amount is \$200,000. 40% of total will be paid with funds from LDI's Self-Generated funds.)	\$80,000
1650010800	1652052422	5510400	Professional Services-Other: Contractor for the Office of Health, Life and Annuity to design a new EHB benchmark. Under the Affordable Care Act, the state is required to select a base benchmark plan to establish the minimum covered service requirements all on-Exchange health plans must meet. This contractor will perform the analysis needed to support design of a new benchmark, primarily entailing an actuarial analysis of the cost of adding new benefits to the benchmark and the amount of "room" the state has to add such benefits without exceeding federal "generosity" caps. One key intent will be to add current state benefit mandates that have passed since the 2012 to the benchmark. This action will allow the state to implement these mandates without making SGF payments to defray their coverage cost under the Affordable Care Act. Ultimately, this benchmark change will save the state far more than the cost of the actuarial analysis. Currently, the aggregate annual state cost of defraying such mandates is several times more than the one-time cost of this analysis. (Total amount is \$200,000. 60% of total will be paid with funds from the I08-Administrative Fund Dedicated Fund Account.)	\$120,000

Continuation Budget Adjustments - by Program			Form 39307--CB-8 Professional Services Increase	
			Request Type: CB-8 Attachment	
1650000200	1652052422	5510400	Professional Services-Other: Contractor for the Office of Health, Life and Annuity to design a new EHB benchmark. Under the Affordable Care Act, the state is required to select a base benchmark plan to establish the minimum covered service requirements all on-Exchange health plans must meet. This contractor will perform the analysis needed to support design of a new benchmark, primarily entailing an actuarial analysis of the cost of adding new benefits to the benchmark and the amount of "room" the state has to add such benefits without exceeding federal "generosity" caps. One key intent will be to add current state benefit mandates that have passed since the 2012 to the benchmark. This action will allow the state to implement these mandates without making SGF payments to defray their coverage cost under the Affordable Care Act. Ultimately, this benchmark change will save the state far more than the cost of the actuarial analysis. Currently, the aggregate annual state cost of defraying such mandates is several times more than the one-time cost of this analysis. (Total amount is \$200,000. 60% of total will be paid with funds from the I08-Administrative Fund Dedicated Fund Account.)	\$80,000
1650000200	1652063042	5510001	Professional Services-Accounting & Auditing - Contractor for the Office of Financial Solvency (Analysis) to assist with review and performance analysis to help with meeting examination deadlines.	\$150,000
1650000200	1652063042	5510001	Professional Services-Accounting & Auditing - Contractor for the Office of Financial Solvency (Examinations) to perform Managing General Agent (MGA) and reinsurance exams as directed by the Commissioner.	\$175,000
1650000200	1652063042	5510001	Professional Services-Accounting & Auditing - Contractor for the Office of Financial Solvency (Actuarial) to perform Life and Long-term care actuarial reviews.	\$50,000
1650000200	1652063042	5510001	Professional Services-Accounting & Auditing - Contractor for the Office of Financial Solvency (Examinations) to conduct examination and analysis training for newer analysts/examiners.	\$20,000
1650000200	1652063052	5510001	Professional Services-Accounting & Auditing - Contractor for the Office of Property & Casualty to conduct actuarial analysis of auto premium rates to determine forces contributing to increasing auto rates in Louisiana and identify efficient actions to mitigate them.	\$1,000,000
1650000200	1652106032	5510001	Professional Services-Accounting & Auditing - Contractor(s) for the Office of Consumer Services Market Conduct Division to conduct multiple market conduct examinations running simultaneously.	\$350,000
<b>TOTAL PROFESSIONAL SERVICES INCREASE</b>				<b>\$2,495,000</b>

**Form 39314 — 165 Replacement Acquisitions**

**1651 - Administrative/Fiscal**

**MEANS OF FINANCING**

	Amount
STATE GENERAL FUND (Direct)	—
STATE GENERAL FUND BY:	—
INTERAGENCY TRANSFERS	—
FEES & SELF-GENERATED	727,612
STATUTORY DEDICATIONS	—
FEDERAL FUNDS	—
<b>TOTAL MEANS OF FINANCING</b>	<b>\$727,612</b>

**EXPENDITURES**

	Amount
Salaries	—
Other Compensation	—
Related Benefits	—
<b>TOTAL PERSONAL SERVICES</b>	<b>—</b>
Travel	—
Operating Services	—
Supplies	—
<b>TOTAL OPERATING EXPENSES</b>	<b>—</b>
<b>PROFESSIONAL SERVICES</b>	<b>—</b>
Other Charges	—
Debt Service	—
Interagency Transfers	—
<b>TOTAL OTHER CHARGES</b>	<b>—</b>
Acquisitions	727,612
Major Repairs	—
<b>TOTAL ACQ. &amp; MAJOR REPAIRS</b>	<b>\$727,612</b>
<b>TOTAL EXPENDITURES</b>	<b>\$727,612</b>

**AUTHORIZED POSITIONS**

	FTE
Classified	—
Unclassified	—
<b>TOTAL AUTHORIZED T.O. POSITIONS</b>	<b>—</b>
<b>TOTAL AUTHORIZED OTHER CHARGES POSITIONS</b>	<b>—</b>
<b>TOTAL NON-T.O. FTE POSITIONS</b>	<b>—</b>

**Fees and Self-Generated**

	Amount
Fees & Self-generated	727,612
<b>Total:</b>	<b>\$727,612</b>

**Statutory Dedications**

	Amount
<b>Total:</b>	<b>—</b>

Question	Narrative Response
<b>Explain the need for this request.</b>	Acquisitions are needed to replace IT equipment, a pool vehicle, water fountains/water bottle filling stations, and cubicle/office equipment. IT Equipment-The LDI replaces IT equipment every 4-5 years because the equipment becomes obsolete within a period of time after purchase. IT equipment becomes increasingly more expensive to maintain as systems reach the end of their service lifetimes and the warranty falls to third party vendors. The cost to operate obsolete equipment is increasing the total operating cost due to the equipment requiring more financial and staff resources to keep the equipment operational. (\$647,612) Replacement Vehicle-The current vehicle for the Department was purchased in 2005 and is now 19 years old and has over 133,000 miles on it. Repair costs have exceeded the worth of the vehicle and the reliability of taking this vehicle out for daily errands and to perform regulatory field travel is a major concern for the safety of our employees. The LDI is looking to replace this pool vehicle with a larger vehicle that is more suitable for transporting employees and printed materials to outreach and emergency response events. (Cost estimated at \$62,000 based on Office of State Procurement contracted rates.) Water Bottle Filling Stations-Replace 4 wall-mounted water fountains throughout the Poydras building with water-bottle filling stations to provide employees with access to clean, filtered water for drinking, reduce the spread of germs, prevent plastic waste, and promote healthy initiatives. (\$2,500 each x 4 based on estimated cost per Office of State Buildings) Replacement Cubicle/Office Furniture-Replacement cubicle divider walls, acoustic panels, desktops, etc. are needed to replace aging cubicle and office furniture pieces that are over 20 years old as spare pieces are no longer available or able to be procured in the current pattern/color which requires the purchase of new pieces. (Cost estimated at \$8,000 based on current rates.)
<b>Cite performance indicators for the adjustment.</b>	N/A
<b>What would the impact be if this is not funded?</b>	IT Equipment-The LDI would not have adequate funding to replace obsolete IT hardware. Replacement Vehicle-Inability to replace the current vehicle may result in a decrease of outreach and regulatory services performed as well as daily errands. Water Bottle Filling Stations-No access to filtered water in a germ-free setup with the current setup. Replacement Cubicle/Office Furniture-Inability to maintain adequate office space for employees with broken parts or unavailable parts.
<b>Is revenue a fixed amount or can it be adjusted?</b>	The requested revenues are self-generated funds.
<b>Is the expenditure of these revenues restricted?</b>	The expenditures of these revenues is non-restricted and can be based on a recommended level of expenditures.
<b>Additional information or comments.</b>	N/A

Continuation Budget Adjustments - by Program

Form 30314--CB-8 Replacement Acquisitions  
Request Type: CB-8 Attachment

CONTINUATION BUDGET PACKAGE  
FISCAL YEAR 2025-2026

DEPARTMENT NAME: INSURANCE  
AGENCY NAME: DEPARTMENT OF INSURANCE  
PROGRAM: ADMINISTRATION/FISCAL  
EXPLANATION: ACQUISITIONS

**IT EQUIPMENT:**

FUND	COST CTR	G/L ACCOUNT	ITEM	QTY	COST EACH	TOTAL
1650000200	1651021130	5710221	Juniper EX4400-48MP Multigigabit switch	6	\$10,000	\$60,000
1650000200	1651021130	5710221	Juniper EX4400-48 P 1 g switch	18	\$8,000	\$144,000
1650000200	1651021130	5710221	Juniper EX4400-48T	4	\$6,000	\$24,000
1650000200	1651021130	5710221	AI GPU Upgrades	5	\$30,000	\$150,000
1650000200	1651021130	5710221	Dell AI Server Expansion	2	\$75,000	\$150,000
1650000200	1651021130	5710221	Aruba/Mist Aps	38	\$1,500	\$57,000
1650000200	1651021130	5710221	Dell Docks	40	\$250	\$10,000
1650000200	1651021130	5710221	Portable Printers	10	\$400	\$4,000
1650000200	1651021130	5710221	IT Desktops	16	\$2,500	\$40,000
1650000200	1651021130	5710221	IT Wireless Device	12	\$251	\$3,012
1650000200	1651021130	5710221	APC UPS Battery Backup	20	\$280	\$5,600
<b>5710221 TOTAL IT REPLACEMENT ACQUISITIONS</b>						<b>\$647,612</b>

**REPLACEMENT VEHICLE:**

FUND	COST CTR	G/L ACCOUNT	ITEM	QTY	COST EACH	TOTAL
1650000200	1651011020	5710250	Large SUV	1	\$62,000	\$62,000

**WATER BOTTLE FILLING STATION:**

FUND	COST CTR	G/L ACCOUNT	ITEM	QTY	COST EACH	TOTAL
1650000200	1651011020	5710236	Elkay LZSTK8WSLP ez H2O Bottle Filling Station	4	\$2,500	\$10,000

**CUBICLE/OFFICE FURNITURE:**

FUND	COST CTR	G/L ACCOUNT	ITEM	QTY	COST EACH	TOTAL
1650000200	1651011020	5710224	Dividers/Walls, cubicles, office furniture			\$8,000
<b>TOTAL REPLACEMENT ACQUISITIONS</b>						<b>\$727,612</b>

**Form 39324 — 165 Operating Services increase**

**1651 - Administrative/Fiscal**

**MEANS OF FINANCING**

	Amount
STATE GENERAL FUND (Direct)	—
STATE GENERAL FUND BY:	—
INTERAGENCY TRANSFERS	—
FEES & SELF-GENERATED	310,328
STATUTORY DEDICATIONS	—
FEDERAL FUNDS	—
<b>TOTAL MEANS OF FINANCING</b>	<b>\$310,328</b>

**EXPENDITURES**

	Amount
Salaries	—
Other Compensation	—
Related Benefits	—
<b>TOTAL PERSONAL SERVICES</b>	<b>—</b>
Travel	—
Operating Services	310,328
Supplies	—
<b>TOTAL OPERATING EXPENSES</b>	<b>\$310,328</b>
<b>PROFESSIONAL SERVICES</b>	<b>—</b>
Other Charges	—
Debt Service	—
Interagency Transfers	—
<b>TOTAL OTHER CHARGES</b>	<b>—</b>
Acquisitions	—
Major Repairs	—
<b>TOTAL ACQ. &amp; MAJOR REPAIRS</b>	<b>—</b>
<b>TOTAL EXPENDITURES</b>	<b>\$310,328</b>

**AUTHORIZED POSITIONS**

	FTE
Classified	—
Unclassified	—
<b>TOTAL AUTHORIZED T.O. POSITIONS</b>	<b>—</b>
<b>TOTAL AUTHORIZED OTHER CHARGES POSITIONS</b>	<b>—</b>
<b>TOTAL NON-T.O. FTE POSITIONS</b>	<b>—</b>

**Fees and Self-Generated**

	Amount
Fees & Self-generated	310,328
<b>Total:</b>	<b>\$310,328</b>

**Statutory Dedications**

	Amount
<b>Total:</b>	<b>—</b>

**1652 - Market Compliance**

**MEANS OF FINANCING**

	Amount
STATE GENERAL FUND (Direct)	—
STATE GENERAL FUND BY:	—
INTERAGENCY TRANSFERS	—
FEES & SELF-GENERATED	35,000
STATUTORY DEDICATIONS	—
FEDERAL FUNDS	—
<b>TOTAL MEANS OF FINANCING</b>	<b>\$35,000</b>

**EXPENDITURES**

	Amount
Salaries	—
Other Compensation	—
Related Benefits	—
<b>TOTAL PERSONAL SERVICES</b>	<b>—</b>
Travel	—
Operating Services	35,000
Supplies	—
<b>TOTAL OPERATING EXPENSES</b>	<b>\$35,000</b>
<b>PROFESSIONAL SERVICES</b>	<b>—</b>
Other Charges	—
Debt Service	—
Interagency Transfers	—
<b>TOTAL OTHER CHARGES</b>	<b>—</b>
Acquisitions	—
Major Repairs	—
<b>TOTAL ACQ. &amp; MAJOR REPAIRS</b>	<b>—</b>
<b>TOTAL EXPENDITURES</b>	<b>\$35,000</b>

**AUTHORIZED POSITIONS**

	FTE
Classified	—
Unclassified	—
<b>TOTAL AUTHORIZED T.O. POSITIONS</b>	<b>—</b>
<b>TOTAL AUTHORIZED OTHER CHARGES POSITIONS</b>	<b>—</b>
<b>TOTAL NON-T.O. FTE POSITIONS</b>	<b>—</b>

**Fees and Self-Generated**

	Amount
Fees & Self-generated	35,000
<b>Total:</b>	<b>\$35,000</b>

**Statutory Dedications**

	Amount
<b>Total:</b>	<b>—</b>

Question	Narrative Response
<b>Explain the need for this request.</b>	This request is to increase budget authority in the Operating Services category for multiple LDI offices. Please see the attached for a detailed explanation of each requested increase. The LDI is engaging in more robust initiatives by increasing the number of public-facing programs and points of emphasis and as such, is requiring more resources to support those initiatives.
<b>Cite performance indicators for the adjustment.</b>	N/A
<b>What would the impact be if this is not funded?</b>	If this request is not funded, the LDI's existing Operating Services budget will not allow for adequate funding to be spread across the multiple areas needing additional overhead support to stay current with the challenging insurance landscape.
<b>Is revenue a fixed amount or can it be adjusted?</b>	The requested revenues are self-generated funds.
<b>Is the expenditure of these revenues restricted?</b>	The expenditures of these revenues is non-restricted and can be based on a recommended level of expenditures.
<b>Additional information or comments.</b>	N/A



Continuation Budget Adjustments - by Program

Form 39324--CB-8 Operating Services Increase  
Request Type: CB-8 Attachment

CONTINUATION BUDGET PACKAGE  
FISCAL YEAR 2025-2026

DEPARTMENT NAME: INSURANCE  
AGENCY NAME: DEPARTMENT OF INSURANCE  
PROGRAM: ADMINISTRATION/FISCAL AND MARKET COMPLIANCE  
EXPLANATION: OPERATING SERVICES INCREASE

SUMMARY RECAP

Administration/Fiscal Program:

1650000200	5350001	Utility-Internet Provider Costs	\$9,128
	5310010	Services-Dues-Other	\$1,200
	5330026	Maintenance-Software Maintenance	\$127,500
	5330016	Maintenance-Data Processing Equipment	\$22,500
	5340078	Rent-Data Processing-Licensing Software	\$150,000
		<b>Total Administration/Fiscal Program</b>	<b>\$310,328</b>

Market Compliance Program:

1650000200	5340078	Rent-Data Processing-Licensing Software	\$35,000
		<b>Total Market Compliance Program</b>	<b>\$35,000</b>
		<b>Total Operating Services Increase</b>	<b>\$345,328</b>

FUND	COST CTR	G/L ACCOUNT	ITEM	QTY	COST EACH	TOTAL
1650000200	1651011020	5350001	Utility-Internet Provider Costs - Service for (6) cell phones and (5) ipads for LDI Leadership Team (Office of the Commissioner) to include First Net service through AT&T and Verizon for emergency response. Verizon: (6) Cell Phones w/First Net service @ \$43.18 each per month=\$259.08 \$259.08 x 12 months = \$3,108.96 AT&T: (6) Cell Phones w/First Net service @ \$49.24 each per month=\$295.44 (5) Ipads w/First Net service @ \$41.23 each per month=\$206.15 \$501.59 x 12 months = \$6,019.08	12	\$761	\$9,128
1650000200	1651011030	5310010	Services-Dues-Other - Annual dues for the Office of Public Affairs for professional public relations organization memberships.	3	\$400	\$1,200
1650000200	1651021130	5330026	Maintenance-Software Maintenance - 15% increase for the Office of Management and Finance IT Division requested to handle the growing demands in application maintenance and to ensure better alignment with the workload. Current 3 year contract is budgeted at \$849,996 x .15=\$127,500 increase.			\$127,500

Continuation Budget Adjustments - by Program			Form 39324--CB-8 Operating Services Increase	
			Request Type: CB-8 Attachment	
1650000200	1651021130	5330016	Maintenance-Data Processing Equipment - 4.05% increase for the Office of Management and Finance IT Division requested as a result of the recent RFP process which resulted in the awarded contract coming in higher than the previous contract. Previous 3-year contract was budgeted at \$554,736 x .0405=\$22,500 increase	\$22,500
1650000200	1651021130	5340078	Rent-Data Processing-Licensing Software-Increase in software licensing funding for the Office of Management and Finance IT Division for additional user licenses of software utilized by LDI employees. Copilot for Microsoft365 (230 licenses)=\$110,000 Adobe Licensing for key users=\$15,000 ARCGis licensing for mapping implementations (\$3,000/user/year x 3 users)=\$9,000 Nvidia licensing costs for mapping GPUs/VGP instances=\$16,000	\$150,000
1650000200	1652063042	5340078	Rent-Data Processing-Licensing Software-Increase for software licensing upgrades for the Office of Financial Solvency to upgrade Teammate+ to the FEDRAMP platform. TeamMate is an audit service tool used by insurance regulators across the United States when conducting examinations of insurers to determine financial solvency. Regulators use TeamMate to leverage off the work of other states and easily share documentation necessary for each state's examinations. The LDI requested funding in the FY 24-25 budget request for the subscription hosting that was added to the licenses to move to the cloud based platform. This request is an additional upgrade to the FEDRAMP platform for 50 licenses and the database buildout for information that is specific to our state.	\$35,000
<b>TOTAL OPERATING SERVICES INCREASE</b>			<b>\$345,328</b>	

**Form 39326 — 165 Unclassified Increases**

**1651 - Administrative/Fiscal**

**MEANS OF FINANCING**

	Amount
STATE GENERAL FUND (Direct)	—
STATE GENERAL FUND BY:	—
INTERAGENCY TRANSFERS	—
FEES & SELF-GENERATED	64,717
STATUTORY DEDICATIONS	—
FEDERAL FUNDS	—
<b>TOTAL MEANS OF FINANCING</b>	<b>\$64,717</b>

**EXPENDITURES**

	Amount
Salaries	47,520
Other Compensation	—
Related Benefits	17,197
<b>TOTAL PERSONAL SERVICES</b>	<b>\$64,717</b>
Travel	—
Operating Services	—
Supplies	—
<b>TOTAL OPERATING EXPENSES</b>	<b>—</b>
<b>PROFESSIONAL SERVICES</b>	<b>—</b>
Other Charges	—
Debt Service	—
Interagency Transfers	—
<b>TOTAL OTHER CHARGES</b>	<b>—</b>
Acquisitions	—
Major Repairs	—
<b>TOTAL ACQ. &amp; MAJOR REPAIRS</b>	<b>—</b>
<b>TOTAL EXPENDITURES</b>	<b>\$64,717</b>

**AUTHORIZED POSITIONS**

	FTE
Classified	—
Unclassified	—
<b>TOTAL AUTHORIZED T.O. POSITIONS</b>	<b>—</b>
<b>TOTAL AUTHORIZED OTHER CHARGES POSITIONS</b>	<b>—</b>
<b>TOTAL NON-T.O. FTE POSITIONS</b>	<b>—</b>

**Fees and Self-Generated**

	Amount
Fees & Self-generated	64,717
<b>Total:</b>	<b>\$64,717</b>

**Statutory Dedications**

	Amount
<b>Total:</b>	<b>—</b>

**1652 - Market Compliance**

**MEANS OF FINANCING**

	Amount
STATE GENERAL FUND (Direct)	—
STATE GENERAL FUND BY:	—
INTERAGENCY TRANSFERS	—
FEES & SELF-GENERATED	92,293
STATUTORY DEDICATIONS	—
FEDERAL FUNDS	—
<b>TOTAL MEANS OF FINANCING</b>	<b>\$92,293</b>

**EXPENDITURES**

	Amount
Salaries	67,772
Other Compensation	—
Related Benefits	24,521
<b>TOTAL PERSONAL SERVICES</b>	<b>\$92,293</b>
Travel	—
Operating Services	—
Supplies	—
<b>TOTAL OPERATING EXPENSES</b>	<b>—</b>
<b>PROFESSIONAL SERVICES</b>	<b>—</b>
Other Charges	—
Debt Service	—
Interagency Transfers	—
<b>TOTAL OTHER CHARGES</b>	<b>—</b>
Acquisitions	—
Major Repairs	—
<b>TOTAL ACQ. &amp; MAJOR REPAIRS</b>	<b>—</b>
<b>TOTAL EXPENDITURES</b>	<b>\$92,293</b>

**AUTHORIZED POSITIONS**

	FTE
Classified	—
Unclassified	—
<b>TOTAL AUTHORIZED T.O. POSITIONS</b>	<b>—</b>
<b>TOTAL AUTHORIZED OTHER CHARGES POSITIONS</b>	<b>—</b>
<b>TOTAL NON-T.O. FTE POSITIONS</b>	<b>—</b>

**Fees and Self-Generated**

	Amount
Administrative Ded Fund Account - Department of Insurance	4,199
Fees & Self-generated	81,884
Insurance Fraud Investigation Dedicated Fund Account	6,210
<b>Total:</b>	<b>\$92,293</b>

**Statutory Dedications**

	Amount
<b>Total:</b>	<b>—</b>

Question	Narrative Response
<b>Explain the need for this request.</b>	This request is to request a 3% salary increase for unclassified employees. This will allow the same level of increase as classified employees. Please see the attached for a detailed explanation of the requested increase. This request does not include a salary increase for the Commissioner of Insurance which is set by statute.
<b>Cite performance indicators for the adjustment.</b>	N/A
<b>What would the impact be if this is not funded?</b>	If this request is not funded, the LDI's existing Salaries and Other Compensation budgets will not allow for adequate funding to support salary increases for unclassified employees. The requested revenues are self-generated funds.
<b>Is revenue a fixed amount or can it be adjusted?</b>	The requested revenues are self-generated funds.
<b>Is the expenditure of these revenues restricted?</b>	The expenditures of these revenues is non-restricted and can be based on a recommended level of expenditures.
<b>Additional information or comments.</b>	N/A

Continuation Budget Adjustments - by Program

Form 39326--CB-8 Unclassified Increases  
Request Type: CB-8 Attachment

CONTINUATION BUDGET PACKAGE  
FISCAL YEAR 2025-2026

DEPARTMENT NAME: INSURANCE  
AGENCY NAME: DEPARTMENT OF INSURANCE  
PROGRAM: ADMINISTRATION/FISCAL AND MARKET COMPLIANCE  
EXPLANATION: UNCLASSIFIED INCREASES

SUMMARY

1651000000	Administration/Fiscal Program	\$64,717
1652000000	Market Compliance Program	\$92,293
<b>TOTAL PERSONAL SERVICES INCREASE</b>		<b>\$157,010</b>

Fund	Cost Center	G/L Account	EXPENDITURE DESCRIPTION	Requested Mkt Adj
<b>Administration/Fiscal Program:</b>				
1650000200	1651000000	5110025	Salaries-Unclassified-Regular	\$47,520
1650000200	1651000000	5130010	Retirement-State Employee	\$16,508
1650000200	1651000000	5130060	Medicare Tax	\$689
<b>Total Administration/Fiscal Program</b>				<b>\$64,717</b>
<b>Market Compliance Program:</b>				
1650000200	1652000000	5110025	Salaries-Unclassified-Regular	\$60,129
1650010800	1652000000	5110025	Salaries-Unclassified-Regular	\$3,083
1650010900	1652000000	5110025	Salaries-Unclassified-Regular	\$4,560
1650000200	1652000000	5130010	Retirement-State Employee	\$20,885
1650010800	1652000000	5130010	Retirement-State Employee	\$1,071
1650010900	1652000000	5130010	Retirement-State Employee	\$1,584
1650000200	1652000000	5130060	Medicare Tax	\$870
1650010800	1652000000	5130060	Medicare Tax	\$45
1650010900	1652000000	5130060	Medicare Tax	\$66
<b>Total Market Compliance Program</b>				<b>\$92,293</b>
<b>Total Unclassified Increase</b>				<b>\$157,010</b>

**Form 39335 — 165 SHIP Reduction - Federal Grant**

**1651 - Administrative/Fiscal**

**MEANS OF FINANCING**

	Amount
STATE GENERAL FUND (Direct)	—
STATE GENERAL FUND BY:	—
INTERAGENCY TRANSFERS	—
FEES & SELF-GENERATED	—
STATUTORY DEDICATIONS	—
FEDERAL FUNDS	(395,671)
<b>TOTAL MEANS OF FINANCING</b>	<b>\$(395,671)</b>

**AUTHORIZED POSITIONS**

	FTE
Classified	—
Unclassified	—
<b>TOTAL AUTHORIZED T.O. POSITIONS</b>	<b>—</b>
<b>TOTAL AUTHORIZED OTHER CHARGES POSITIONS</b>	<b>—</b>
<b>TOTAL NON-T.O. FTE POSITIONS</b>	<b>—</b>

**EXPENDITURES**

	Amount
Salaries	—
Other Compensation	(17,460)
Related Benefits	(233)
<b>TOTAL PERSONAL SERVICES</b>	<b>\$(17,693)</b>
Travel	—
Operating Services	(9,828)
Supplies	—
<b>TOTAL OPERATING EXPENSES</b>	<b>\$(9,828)</b>
<b>PROFESSIONAL SERVICES</b>	<b>\$(368,150)</b>
Other Charges	—
Debt Service	—
Interagency Transfers	—
<b>TOTAL OTHER CHARGES</b>	<b>—</b>
Acquisitions	—
Major Repairs	—
<b>TOTAL ACQ. &amp; MAJOR REPAIRS</b>	<b>—</b>
<b>TOTAL EXPENDITURES</b>	<b>\$(395,671)</b>

Question	Narrative Response
<b>Explain the need for this request.</b>	This request is to reduce federal budget authority for the State Health Insurance Assistance Program (SHIP) down to the base grant award. The LDI's SHIP division is entering a new 5-year grant cycle beginning April 1, 2024 through March 31, 2029 and will not have a balance to carry forward because of the new grant period. Please see the attached for a detailed explanation of the requested decrease.
<b>Cite performance indicators for the adjustment.</b>	N/A
<b>What would the impact be if this is not funded?</b>	If this request is not funded, the LDI's federal grant budget will be overstated because of the limited grant funds that LDI's SHIP will receive.
<b>Is revenue a fixed amount or can it be adjusted?</b>	The requested revenues are federal grant funds and are a fixed amount.
<b>Is the expenditure of these revenues restricted?</b>	The expenditures of these revenues are restricted for use by the SHIP Division as per the terms of the granting authority.
<b>Additional information or comments.</b>	N/A



Continuation Budget Adjustments - by Program

Form 39335--CB-8 SHIP Reduction  
Request Type: CB-8 Attachment

CONTINUATION BUDGET PACKAGE  
FISCAL YEAR 2025-2026

DEPARTMENT NAME: INSURANCE  
AGENCY NAME: DEPARTMENT OF INSURANCE  
PROGRAM: ADMINISTRATION/FISCAL  
EXPLANATION: SHIP REDUCTION (FEDERAL GRANT)

SUMMARY RECAP

Administration/Fiscal Program:

1650000600	Total Personal Services	(\$35,522)
	Total Travel	\$182
	Total Operating Services	(\$9,481)
	Total Supplies	\$42
	Total Professional Services	(\$355,283)
<b>Total Administration/Fiscal Program</b>		<b>(\$400,062) <sup>1</sup></b>

FUND	COST CENTER	G/L ACCOUNT	EXPENDITURE DESCRIPTION	FY 24/25 EXISTING	ADJUSTMENT	FY 25/26 REQUESTED
1650000600	1651011025	5110010	Salaries-Classified-Regular	252,485	11,112	263,597
1650000600	1651011025	5120010	Compensation/Wages	145,496	(17,460)	128,036
1650000600	1651011025	5130010	Retirement-State Employee	109,747	(18,174)	91,573
1650000600	1651011025	5130055	FICA Tax	2,879	6,142	9,021
1650000600	1651011025	5130060	Medicare Tax	6,326	(627)	5,699
1650000600	1651011025	5130070	Group Insurance	57,324	(16,515)	40,809
<b>TOTAL PERSONAL SERVICES</b>				<b>574,257</b>	<b>(35,522)</b>	<b>538,735</b>
1650000600	1651011025	5210015	In-State-Conference & Convention	797	18	815
1650000600	1651011025	5210020	In-State-Field Travel	5,314	119	5,433
1650000600	1651011025	5210055	Out-of-State-Conference & Convention	1,505	34	1,539
1650000600	1651011025	5210060	Out-of-State-Field	483	11	494
<b>TOTAL TRAVEL</b>				<b>8,099</b>	<b>182</b>	<b>8,281</b>
1650000600	1651011025	5310001	Serv-Advertising	9,828	(9,608)	220
1650000600	1651011025	5340025	Rent-Automobiles	3,888	87	3,975
1650000600	1651011025	5340078	Rent-DP Licensing-Software	1,800	40	1,840
<b>TOTAL OPERATING SERVICES</b>				<b>15,516</b>	<b>(9,481)</b>	<b>6,035</b>
1650000600	1651011025	5410001	Supp-Office Supplies	291	7	298
1650000600	1651011025	5410006	Supp-Computer	69	2	71
1650000600	1651011025	5410400	Supp-Other	1,469	33	1,502
<b>TOTAL SUPPLIES</b>				<b>1,829</b>	<b>42</b>	<b>1,871</b>
1650000600	1651011025	5510400	Prof Ser-Other Professional Services	574,400	(355,283)	219,117
<b>TOTAL PROFESSIONAL SERVICES</b>				<b>574,400</b>	<b>(355,283)</b>	<b>219,117</b>
1650000600	1651011025	5950007	IAT-Printing	17,770		17,770
1650000600	1651011025	5950008	IAT-Postage	200		200
1650000600	1651011025	5950058	IAT-Technology Services	3,600		3,600
<b>TOTAL INTERAGENCY TRANSFERS (IAT)</b>				<b>21,570</b>	<b>0</b>	<b>21,570</b>
<b>TOTAL SHIP</b>				<b>1,195,671</b>	<b>(400,062)</b>	<b>795,609</b>

<sup>1</sup>The requested adjustment of only (\$395,671) is due to a \$13,438 adjustment for inflation and a (\$17,829) compulsory adjustment which reduces the (\$400,062) request by (\$4,391). (\$400,062 - \$4,391 = \$395,671)

**Form 39709 — 165 Positions Increase**

**1651 - Administrative/Fiscal**

**MEANS OF FINANCING**

	Amount
STATE GENERAL FUND (Direct)	—
STATE GENERAL FUND BY:	—
INTERAGENCY TRANSFERS	—
FEES & SELF-GENERATED	65,508
STATUTORY DEDICATIONS	—
FEDERAL FUNDS	—
<b>TOTAL MEANS OF FINANCING</b>	<b>\$65,508</b>

**EXPENDITURES**

	Amount
Salaries	38,386
Other Compensation	—
Related Benefits	27,122
<b>TOTAL PERSONAL SERVICES</b>	<b>\$65,508</b>
Travel	—
Operating Services	—
Supplies	—
<b>TOTAL OPERATING EXPENSES</b>	<b>—</b>
<b>PROFESSIONAL SERVICES</b>	<b>—</b>
Other Charges	—
Debt Service	—
Interagency Transfers	—
<b>TOTAL OTHER CHARGES</b>	<b>—</b>
Acquisitions	—
Major Repairs	—
<b>TOTAL ACQ. &amp; MAJOR REPAIRS</b>	<b>—</b>
<b>TOTAL EXPENDITURES</b>	<b>\$65,508</b>

**AUTHORIZED POSITIONS**

	FTE
Classified	1
Unclassified	—
<b>TOTAL AUTHORIZED T.O. POSITIONS</b>	<b>1</b>
<b>TOTAL AUTHORIZED OTHER CHARGES POSITIONS</b>	<b>—</b>
<b>TOTAL NON-T.O. FTE POSITIONS</b>	<b>—</b>

**Fees and Self-Generated**

	Amount
Fees & Self-generated	65,508
<b>Total:</b>	<b>\$65,508</b>

**Statutory Dedications**

	Amount
<b>Total:</b>	<b>—</b>

**1652 - Market Compliance**

**MEANS OF FINANCING**

	Amount
STATE GENERAL FUND (Direct)	—
STATE GENERAL FUND BY:	—
INTERAGENCY TRANSFERS	—
FEES & SELF-GENERATED	107,702
STATUTORY DEDICATIONS	—
FEDERAL FUNDS	—
<b>TOTAL MEANS OF FINANCING</b>	<b>\$107,702</b>

**EXPENDITURES**

	Amount
Salaries	69,368
Other Compensation	—
Related Benefits	38,334
<b>TOTAL PERSONAL SERVICES</b>	<b>\$107,702</b>
Travel	—
Operating Services	—
Supplies	—
<b>TOTAL OPERATING EXPENSES</b>	<b>—</b>
<b>PROFESSIONAL SERVICES</b>	<b>—</b>
Other Charges	—
Debt Service	—
Interagency Transfers	—
<b>TOTAL OTHER CHARGES</b>	<b>—</b>
Acquisitions	—
Major Repairs	—
<b>TOTAL ACQ. &amp; MAJOR REPAIRS</b>	<b>—</b>
<b>TOTAL EXPENDITURES</b>	<b>\$107,702</b>

**AUTHORIZED POSITIONS**

	FTE
Classified	1
Unclassified	—
<b>TOTAL AUTHORIZED T.O. POSITIONS</b>	<b>1</b>
<b>TOTAL AUTHORIZED OTHER CHARGES POSITIONS</b>	<b>—</b>
<b>TOTAL NON-T.O. FTE POSITIONS</b>	<b>—</b>

**Fees and Self-Generated**

	Amount
Fees & Self-generated	107,702
<b>Total:</b>	<b>\$107,702</b>

**Statutory Dedications**

	Amount
<b>Total:</b>	<b>—</b>

Question	Narrative Response
<b>Explain the need for this request.</b>	This request seeks a budget increase for salaries and relate benefits for 2 T.O. positions to handle workload increases in the department. Administration/Fiscal Program - The Fiscal Division in the Office of Management and Finance needs an Accounting Technician to handle increasing volume of payments for the Louisiana Fortify Homes Program. The granting process has been streamlined to move applications along at a quicker pace than last fiscal year which has resulted in an increase in the volume of grant invoices to be processed for payment. Market Compliance Program - The Market Conduct Division in the Office of Consumer Services needs an Insurance Specialist 4 to serve as a lead worker over market conduct examinations. The Commissioner's focus on identifying and investigation fraud has increased the number of market conduct examinations that will be conducted during the year. Additionally, with numerous examinations running simultaneously, the Market Conduct Division will need a lead worker to address the increased workload both in the field and in the office.
<b>Cite performance indicators for the adjustment.</b>	N/A
<b>What would the impact be if this is not funded?</b>	If this request is not funded, the LDI will not be able to properly manage the volume of work for which the positions are requested.
<b>Is revenue a fixed amount or can it be adjusted?</b>	The requested revenues are self-generated funds.
<b>Is the expenditure of these revenues restricted?</b>	The expenditures of these revenues is non-restricted and can be based on a recommended level of expenditures.
<b>Additional information or comments.</b>	N/A

Continuation Budget Adjustments - by Program

Form 39709 --CB-8 Positions Increase  
Request Type: CB-8 Attachment

CONTINUATION BUDGET PACKAGE  
FISCAL YEAR 2025-2026

DEPARTMENT NAME: INSURANCE  
 AGENCY NAME: DEPARTMENT OF INSURANCE  
 PROGRAM: ADMINISTRATION/FISCAL AND MARKET COMPLIANCE  
 EXPLANATION: POSITIONS INCREASE - Positions needed for increased workload for Louisiana Fortified Home Program and Market Conduct Examinations

**Administration/Fiscal Program: Accounting Technician AS-611**

FUND	COST CENTER	G/L ACCOUNT	EXPENDITURE DESCRIPTION	
1650000200	1651021160	5110010	Salaries-Classified-Regular	\$38,386
1650000200	1651021160	5130010	Retirement-State Employee	\$13,335
1650000200	1651021160	5130060	Medicare Tax	\$557
1650000200	1651021160	5130070	Group Insurance	\$13,230
<b>TOTAL</b>				<b>\$65,508</b>

**Market Compliance Program: Insurance Specialist 4 AS-617**

FUND	COST CENTER	G/L ACCOUNT	EXPENDITURE DESCRIPTION	
1650000200	1652106032	5110010	Salaries-Classified-Regular	\$69,368
1650000200	1652106032	5130010	Retirement-State Employee	\$24,098
1650000200	1652106032	5130060	Medicare Tax	\$1,006
1650000200	1652106032	5130070	Group Insurance	\$13,230
<b>TOTAL</b>				<b>\$107,702</b>

**TOTAL POSITIONS REQUEST \$173,211**

**Form 39974 — 165 Fraud Increase**

**1652 - Market Compliance**

**MEANS OF FINANCING**

	Amount
STATE GENERAL FUND (Direct)	—
STATE GENERAL FUND BY:	—
INTERAGENCY TRANSFERS	—
FEES & SELF-GENERATED	1,014,553
STATUTORY DEDICATIONS	—
FEDERAL FUNDS	—
<b>TOTAL MEANS OF FINANCING</b>	<b>\$1,014,553</b>

**EXPENDITURES**

	Amount
Salaries	—
Other Compensation	—
Related Benefits	—
<b>TOTAL PERSONAL SERVICES</b>	<b>—</b>
Travel	34,098
Operating Services	90,000
Supplies	15,000
<b>TOTAL OPERATING EXPENSES</b>	<b>\$139,098</b>
<b>PROFESSIONAL SERVICES</b>	<b>\$875,455</b>
Other Charges	—
Debt Service	—
Interagency Transfers	—
<b>TOTAL OTHER CHARGES</b>	<b>—</b>
Acquisitions	—
Major Repairs	—
<b>TOTAL ACQ. &amp; MAJOR REPAIRS</b>	<b>—</b>
<b>TOTAL EXPENDITURES</b>	<b>\$1,014,553</b>

**AUTHORIZED POSITIONS**

	FTE
Classified	—
Unclassified	—
<b>TOTAL AUTHORIZED T.O. POSITIONS</b>	<b>—</b>
<b>TOTAL AUTHORIZED OTHER CHARGES POSITIONS</b>	<b>—</b>
<b>TOTAL NON-T.O. FTE POSITIONS</b>	<b>—</b>

**Fees and Self-Generated**

	Amount
Insurance Fraud Investigation Dedicated Fund Account	1,014,553
<b>Total:</b>	<b>\$1,014,553</b>

**Statutory Dedications**

	Amount
<b>Total:</b>	<b>—</b>

Question	Narrative Response
<b>Explain the need for this request.</b>	This request is to increase budget authority for self-generated dedicated funds generated through the Insurance Fraud Assessment (I09) account to match anticipated collections. Act 340 of the 2024 Regular Legislative Session authorized the fraud units of the LDI, LA Department of Justice, and the LA Department of Public Safety to sign a written agreement (MOU) that increases the previously set allocations of 10%, 15%, and 75% respectively of the total collections generated through the assessment to an amount that is higher than currently projected. Please see the attached for a detailed explanation of the requested adjustment and the attached signed MOU.
<b>Cite performance indicators for the adjustment.</b>	N/A
<b>What would the impact be if this is not funded?</b>	If this request is not funded, the LDI's will not have adequate self-generated dedicated budget authority to access the amount of funds generated through the Insurance Fraud Assessment.
<b>Is revenue a fixed amount or can it be adjusted?</b>	The requested revenues are self-generated dedicated funds and are a fixed amount.
<b>Is the expenditure of these revenues restricted?</b>	The expenditure of these revenues is restricted to the Office of Insurance Fraud in accordance with R.S. 40:1428.
<b>Additional information or comments.</b>	

Continuation Budget Adjustments - by Program

Form 39974--CB-8 Fraud Increase Request Type: CB-8 Attachment

CONTINUATION BUDGET PACKAGE  
FISCAL YEAR 2025-2026

DEPARTMENT NAME: INSURANCE  
AGENCY NAME: DEPARTMENT OF INSURANCE  
PROGRAM: MARKET COMPLIANCE  
EXPLANATION: FRAUD INVESTIGATION FUND INCREASE

**SUMMARY RECAP - I09 FRAUD INVESTIGATION FUND INCREASE**

Market Compliance Program:

Fiscal Year 2024-2025 Existing Budget-I09	\$918,705
Fiscal Year 2025-2026 MOF Switch (Self-Gen to I09)	\$921,575
	\$1,840,280
Fiscal Year 2025-2026 I09 Fraud Assessment Projected Collections	\$2,812,750
<b>Total Fraud Investigation Fund Increase</b>	<b>\$972,470</b>

FUND	COST CENTER	G/L ACCOUNT	EXPENDITURE DESCRIPTION	I09
16500I0900	1652097022	5110010	Salaries-Classified-Regular	9,294
16500I0900	1652097022	5110025	Salaries-Unclassified-Regular	187
16500I0900	1652097022	5130010	Retirement-State Employee	3,293
16500I0900	1652097022	5130055	FICA Tax	2,344
16500I0900	1652097022	5130060	Medicare Tax	137
16500I0900	1652097022	5130070	Group Insurance	3,474
16500I0900	1652097042	5110010	Salaries-Classified-Regular	(54,241)
16500I0900	1652097042	5130010	Retirement-State Employee	6,976
16500I0900	1652097042	5130060	Medicare Tax	188
16500I0900	1652097042	5130070	Group Insurance	(13,735)
16500I0900	1652097022	5210055	Out-of-State-Conference & Convention	34,098
16500I0900	1652097042	5340078	Rent-DP Licensing Software	90,000
16500I0900	1652097042	5410400	Supp-Other	15,000
16500I0900	1652097042	5510400	Prof Ser-Other Professional Services	875,455
<b>TOTAL I09 SELF-GENERATED BUDGET DEDICATED BUDGET AUTHORITY</b>				<b>972,470</b>

These adjustments are reflected on the CB-6 and CB-8 (Unclassified) Forms for Compulsory Adjustments.

The LDI's Office of Insurance Fraud (OIF) is moving to non-licensee investigations and is shifting operations to leveraging data and technology as tools to identify collusive claim fraud, identifying sting sites, money movement, etc. that could potentially lead to fraud. The additional funds will be used for consultants and other professional services, public awareness campaigns for the Anti-Fraud Task Force, software to conduct automated claim searches, referral scoring, financial analysis, etc. as detailed below to identify collusive claim fraud.



**Continuation Budget Adjustments - by Program**

**Form 39974--CB-8 Fraud Increase  
Request Type: CB-8 Attachment**

- \$34,098 Travel/Training -Mirroring the training of LA State Police as codified in Title 40 for the Anti-Fraud Task Force; P.O.S.T. certification training for 3 Compliance Investigators, various fraud conferences for additional training and CLE credits.
- \$90,000 AI Support - Redundancy and development to begin ingesting significant amounts of data in the advancement of the OIF mission.
- \$15,000 Supplies - Field Ops Equipment to include P.O.S.T. materials, vests, etc. for LDI Compliance Investigators
- \$150,000 4Warn - Radars the marketplace for the nefarious use of SEO, toxic linking, sting sites, and provides data for public policy analysis. Users-LDI executive leadership
- \$390,000 Anti-Fraud one for Government - Grants access to ISO Claims Search, agregates said data, provides scoring for prioritization, and link analysis to identify collusive claim fraud. Users-LDI Compliance Investigators
- \$25,000 Valid8 - Financial analysis tool allowing investigators to identify aid in insurance fraud involving complex money movement. Users-LDI Compliance Investigators
- \$100,000 Consultants - The Office of Insurance Fraud will use expert consultants to prove the factual findings. Users-LDI Compliance Investigators
- \$168,372 Public Awareness - The initiative of the Anti-Fraud Task Force. The campaign will involve the LDI, LSP, and the DOJ to launch an anti-fraud public awareness campaign.

**MEMORANDUM OF UNDERSTANDING RELATING TO DISTRIBUTION  
OF FRAUD ASSESSMENT FUNDS BETWEEN LOUISIANA STATE POLICE,  
LOUISIANA DEPARTMENT OF JUSTICE AND THE LOUISIANA  
DEPARTMENT OF INSURANCE**

This Louisiana Department of Insurance (“LDI”) Memorandum of Understanding (“MOU”) relating to distribution of fraud assessment funds as authorized by Act 340 of the 2024 Louisiana Legislature (La. R.S. 40:1428 *et. seq.*) is made and entered into by and between Louisiana State Police (“LSP”) and the Louisiana Department of Justice (“LDOJ”) and the LDI, hereafter referred to from time to time individually as “Party” or collectively as (“the Parties”) and is effective as of the date of the last signature to this Agreement (“Effective Date”).

**RECITALS**

**WHEREAS** the LDI is a state agency dedicated to regulating the business of insurance.

**WHEREAS** the LSP is a statutorily mandated, statewide law enforcement agency charged with ensuring the safety, order, and security of the people in the state through enforcement, regulation, education, and provision of other essential public safety services.

**WHEREAS** the LDOJ is a unit within the Attorney General’s Office whose mission, as the State’s chief legal officer, is to represent the people of Louisiana and protect the public interests of the larger community from those who wish to damage, injure, silence or defraud the insurance buying community.

**WHEREAS** the purpose of this MOU is to formalize the allocation of funds collected under the special assessment for insurance fraud prevention, as required by Act No. 340 (La. R.S. 40:1428 *et. seq.*). This MOU outlines the agreed distribution of the projected assessment funds among the LDI, LSP, and the LDOJ.

**WHEREAS** the total projected assessment amount for the fiscal year (2025-2026) is \$9,815,000.00.

**NOW THEREFORE**, in consideration of the promises and obligations contained in the MOU and other good and valuable considerations, the receipt and sufficiency of which are hereby acknowledged, the Parties agree as follows:

1. **Fund Allocation.** The Parties agree to allocate the funds as follows (Percentage of total Projected Assessment included):
  - a. Louisiana Department of Insurance (28.96%): \$2,842,750.00.

- b. Louisiana State Police (56.04%): \$5,500,000.00.
  - c. Louisiana Department of Justice (15.0%): \$1,472,250.00.
2. **Fund Use.** The allocated funds shall be used exclusively for the purposes specified under Act No. 340 for insurance fraud prevention and enforcement. Each agency agrees to use its allocated funds in accordance with its respective roles and responsibilities related to insurance fraud:
- a. **LDI:** For the section of insurance fraud within the Department of Insurance.
  - b. **LSP:** For the insurance fraud investigation unit within the Louisiana State Police.
  - c. **LDOJ:** For the insurance fraud support unit within the Louisiana Department of Justice.
3. **Administration and Reporting.** Each agency will administer its allocated funds in accordance with applicable laws and regulations.
4. **Term.** This MOU will be effective on the last date it is signed by all parties and will remain in effect unless or until modified or terminated by mutual agreement of the parties.
5. **Modification and Termination.** This MOU may be modified or terminated by written agreement of all parties. Any modifications must be documented in writing and signed by authorized representatives of all parties.
6. **Contact Information.** For any communications related to this MOU, the primary contacts are:
- a. **Louisiana Department of Insurance**  
Contact Person: Timothy J. Temple – Commissioner of Insurance  
Phone: 225-342-4612  
Email: tim.temple@ldi.la.gov
  - b. **Louisiana State Police**  
Contact Person: Colonel Robert P. Hodges - Superintendent  
Phone: 225-925-6695  
Email: Robert.Hodges@la.gov


c. Louisiana Department of Justice

Contact Person: Liz Murrill – Attorney General


Phone: 225-326-6079

Email: murrille@ag.louisiana.gov


7. Signatures. By signing below, the representatives of the Louisiana Department of Insurance, Louisiana State Police, and the Louisiana Department of Justice agree to the terms and conditions outlined in this MOU.

  
Name: Timothy J. Temple  
Title: Commissioner of Insurance  
Louisiana Department of Insurance

9/26/2024  
Date

  
Name: Colonel Robert P. Hodges  
Title: Superintendent  
Louisiana State Police

9-26-24  
Date

  
Name: Liz Murrill  
Title: Attorney General  
Louisiana Department of Justice

9/30/24  
Date

*Lawrence Friedman*  
Chief Deputy A.G.

**Form 39982 — 165 Fraud MOF Switch**

**1652 - Market Compliance**

**MEANS OF FINANCING**

	Amount
STATE GENERAL FUND (Direct)	—
STATE GENERAL FUND BY:	—
INTERAGENCY TRANSFERS	—
FEES & SELF-GENERATED	—
STATUTORY DEDICATIONS	—
FEDERAL FUNDS	—
<b>TOTAL MEANS OF FINANCING</b>	<b>—</b>

**EXPENDITURES**

	Amount
Salaries	—
Other Compensation	—
Related Benefits	—
<b>TOTAL PERSONAL SERVICES</b>	<b>—</b>
Travel	—
Operating Services	—
Supplies	—
<b>TOTAL OPERATING EXPENSES</b>	<b>—</b>
<b>PROFESSIONAL SERVICES</b>	<b>—</b>
Other Charges	—
Debt Service	—
Interagency Transfers	—
<b>TOTAL OTHER CHARGES</b>	<b>—</b>
Acquisitions	—
Major Repairs	—
<b>TOTAL ACQ. &amp; MAJOR REPAIRS</b>	<b>—</b>
<b>TOTAL EXPENDITURES</b>	<b>—</b>

**AUTHORIZED POSITIONS**

	FTE
Classified	—
Unclassified	—
<b>TOTAL AUTHORIZED T.O. POSITIONS</b>	<b>—</b>
<b>TOTAL AUTHORIZED OTHER CHARGES POSITIONS</b>	<b>—</b>
<b>TOTAL NON-T.O. FTE POSITIONS</b>	<b>—</b>

**Fees and Self-Generated**

	Amount
Fees & Self-generated	(921,575)
Insurance Fraud Investigation Dedicated Fund Account	921,575
<b>Total:</b>	<b>—</b>

**Statutory Dedications**

	Amount
<b>Total:</b>	<b>—</b>

Question	Narrative Response
<b>Explain the need for this request.</b>	This request is to reduce the regular self-generated budget authority for the Office of Insurance Fraud and replace it with self-generated dedicated funds generated through the Insurance Fraud Assessment (109) account. Act 340 of the 2024 Regular Legislative Session authorized the fraud units of the LDI, LA Department of Justice, and the LA Department of Public Safety to sign a written agreement (MOU) that changes the previous allocation of 10%, 15%, and 75% respectively of the total collections generated through the assessment. Please see the attached for a detailed explanation of the requested adjustment.
<b>Cite performance indicators for the adjustment.</b>	N/A
<b>What would the impact be if this is not funded?</b>	If this request is not funded, the LDI's will not have adequate self-generated dedicated budget authority to access the amount of funds generated through the Insurance Fraud Assessment.
<b>Is revenue a fixed amount or can it be adjusted?</b>	The requested revenues are self-generated dedicated funds and are a fixed amount.
<b>Is the expenditure of these revenues restricted?</b>	The expenditure of these revenues is restricted to the Office of Insurance Fraud in accordance with R.S. 40:1428.
<b>Additional information or comments.</b>	N/A

Continuation Budget Adjustments - by Program

Form 39982--CB-8 Fraud MOF Switch  
Request Type: CB-8 Attachment

CONTINUATION BUDGET PACKAGE  
FISCAL YEAR 2025-2026

DEPARTMENT NAME: INSURANCE  
AGENCY NAME: DEPARTMENT OF INSURANCE  
PROGRAM: MARKET COMPLIANCE  
EXPLANATION: FRAUD MEANS OF FINANCING SWITCH

**SUMMARY RECAP - MEANS OF FINANCING SWITCH**

**Market Compliance Program:**

1650000200	Self-Generated Fees	(\$921,575)
1650010900	I09-Insurance Fraud Investigation Fund Dedicated Fund Account	\$921,575
<b>Total Market Compliance Program</b>		<b>\$0</b>

FUND	COST CENTER	G/L ACCOUNT	EXPENDITURE DESCRIPTION	Self-Gen
1650000200	1652097022	5110010	Salaries-Classified-Regular	(148,881)
1650000200	1652097042	5110010	Salaries-Classified-Regular	(229,100)
1650000200	1652097022	5110025	Salaries-Unclassified-Regular	(151,813)
1650000200	1652097022	5120010	Compensation/Wages	(37,800)
1650000200	1652097022	5130010	Retirement-State Employee	(104,461)
1650000200	1652097042	5130010	Retirement-State Employee	(112,713)
1650000200	1652097022	5130050	Post Retirement Benefits	(10,660)
1650000200	1652097022	5130060	Medicare Tax	(4,909)
1650000200	1652097042	5130060	Medicare Tax	(5,507)
1650000200	1652097022	5130070	Group Insurance	(14,283)
1650000200	1652097042	5130070	Group Insurance	(88,582)
1650000200	1652097022	5210010	In-State-Administrative	(55)
1650000200	1652097022	5210015	In-State-Conference & Convention	(903)
1650000200	1652097022	5210050	Out-of-State-Administrative	(1,089)
1650000200	1652097022	5210055	Out-of-State-Conference & Convention	(2,508)
1650000200	1652097022	5310005	Serv-Printing	(110)
1650000200	1652097022	5310011	Serv-Subscriptions	(7,749)
1650000200	1652097022	5310042	Serv-Bar Dues	(435)
1650000200	1652097022	5350006	Util-Mail, Delivery & Postage	(2)
1650000200	1652097022	5410001	Supp-Office Supplies	(15)
<b>TOTAL SELF-GENERATED BUDGET AUTHORITY</b>				<b>(921,575)</b>

Continuation Budget Adjustments - by Program

Form 39982--CB-8 Fraud MOF Switch Request Type: CB-8 Attachment

FUND	COST CENTER	G/L ACCOUNT	EXPENDITURE DESCRIPTION	109 Self-Gen Dedicated
16500I0900	1652097022	5110010	Salaries-Classified-Regular	148,881
16500I0900	1652097042	5110010	Salaries-Classified-Regular	229,100
16500I0900	1652097022	5110025	Salaries-Unclassified-Regular	151,813
16500I0900	1652097022	5120010	Compensation/Wages	37,800
16500I0900	1652097022	5130010	Retirement-State Employee	104,461
16500I0900	1652097042	5130010	Retirement-State Employee	112,713
16500I0900	1652097022	5130050	Post Retirement Benefits	10,660
16500I0900	1652097022	5130060	Medicare Tax	4,909
16500I0900	1652097042	5130060	Medicare Tax	5,507
16500I0900	1652097022	5130070	Group Insurance	14,283
16500I0900	1652097042	5130070	Group Insurance	88,582
16500I0900	1652097022	5210010	In-State-Administrative	55
16500I0900	1652097022	5210015	In-State-Conference & Convention	903
16500I0900	1652097022	5210050	Out-of-State-Administrative	1,089
16500I0900	1652097022	5210055	Out-of-State-Conference & Convention	2,508
16500I0900	1652097022	5310005	Serv-Printing	110
16500I0900	1652097022	5310011	Serv-Subscriptions	7,749
16500I0900	1652097022	5310042	Serv-Bar Dues	435
16500I0900	1652097022	5350006	Util-Mail, Delivery & Postage	2
16500I0900	1652097022	5410001	Supp-Office Supplies	15
<b>TOTAL 109 SELF-GENERATED BUDGET DEDICATED BUDGET AUTHORITY</b>				<b>921,575</b>



# Technical and Other Adjustments

## AGENCY SUMMARY STATEMENT

### Total Agency

Means of Financing	Existing Operating Budget as of 10/01/2024	FY2025-2026 Requested Continuation Adjustment	FY2025-2026 Requested in this Adjustment Package	FY2025-2026 Requested Realignment
STATE GENERAL FUND (Direct)	—	—	—	—
STATE GENERAL FUND BY:	—	—	—	—
INTERAGENCY TRANSFERS	—	—	—	—
FEES & SELF-GENERATED	36,071,043	5,863,589	—	41,934,632
STATUTORY DEDICATIONS	20,000,000	—	—	20,000,000
FEDERAL FUNDS	1,195,671	(400,062)	—	795,609
<b>TOTAL MEANS OF FINANCING</b>	<b>\$57,266,714</b>	<b>\$5,463,527</b>	<b>—</b>	<b>\$62,730,241</b>
Salaries	16,646,325	937,858	—	17,584,183
Other Compensation	484,702	(17,460)	—	467,242
Related Benefits	8,980,177	565,341	—	9,545,518
<b>TOTAL PERSONAL SERVICES</b>	<b>\$26,111,204</b>	<b>\$1,485,739</b>	<b>—</b>	<b>\$27,596,943</b>
Travel	300,313	231,575	—	531,888
Operating Services	2,873,745	489,872	—	3,363,617
Supplies	143,422	84,211	—	227,633
<b>TOTAL OPERATING EXPENSES</b>	<b>\$3,317,480</b>	<b>\$805,658</b>	<b>—</b>	<b>\$4,123,138</b>
<b>PROFESSIONAL SERVICES</b>	<b>\$5,120,448</b>	<b>\$3,117,004</b>	<b>—</b>	<b>\$8,237,452</b>
Other Charges	20,000,000	—	—	20,000,000
Debt Service	—	—	—	—
Interagency Transfers	2,017,892	27,204	—	2,045,096
<b>TOTAL OTHER CHARGES</b>	<b>\$22,017,892</b>	<b>\$27,204</b>	<b>—</b>	<b>\$22,045,096</b>
Acquisitions	699,690	27,922	—	727,612
Major Repairs	—	—	—	—
<b>TOTAL ACQ. &amp; MAJOR REPAIRS</b>	<b>\$699,690</b>	<b>\$27,922</b>	<b>—</b>	<b>\$727,612</b>
<b>TOTAL EXPENDITURES</b>	<b>\$57,266,714</b>	<b>\$5,463,527</b>	<b>—</b>	<b>\$62,730,241</b>
<b>Classified</b>	<b>199</b>	<b>2</b>	<b>—</b>	<b>201</b>
<b>Unclassified</b>	<b>31</b>	<b>—</b>	<b>—</b>	<b>31</b>
<b>TOTAL AUTHORIZED T.O. POSITIONS</b>	<b>230</b>	<b>2</b>	<b>—</b>	<b>232</b>
<b>TOTAL AUTHORIZED OTHER CHARGES POSITIONS</b>	<b>—</b>	<b>—</b>	<b>—</b>	<b>—</b>
<b>TOTAL NON-T.O. FTE POSITIONS</b>	<b>3</b>	<b>—</b>	<b>—</b>	<b>3</b>

**PROGRAM BREAKOUT**

<b>Means of Financing</b>	<b>Requested in this Adjustment Package</b>	<b>1651 Administrative/Fiscal</b>	<b>1652 Market Compliance</b>
STATE GENERAL FUND (Direct)	—	—	—
STATE GENERAL FUND BY:	—	—	—
INTERAGENCY TRANSFERS	—	—	—
FEES & SELF-GENERATED	—	—	—
STATUTORY DEDICATIONS	—	—	—
FEDERAL FUNDS	—	—	—
<b>TOTAL MEANS OF FINANCING</b>	<b>—</b>	<b>—</b>	<b>—</b>
Salaries	—	—	—
Other Compensation	—	—	—
Related Benefits	—	—	—
<b>TOTAL SALARIES</b>	<b>—</b>	<b>—</b>	<b>—</b>
Travel	—	—	—
Operating Services	—	—	—
Supplies	—	—	—
<b>TOTAL OPERATING EXPENSES</b>	<b>—</b>	<b>—</b>	<b>—</b>
<b>PROFESSIONAL SERVICES</b>	<b>—</b>	<b>—</b>	<b>—</b>
Other Charges	—	—	—
Debt Service	—	—	—
Interagency Transfers	—	—	—
<b>TOTAL OTHER CHARGES</b>	<b>—</b>	<b>—</b>	<b>—</b>
Acquisitions	—	—	—
Major Repairs	—	—	—
<b>TOTAL ACQ. &amp; MAJOR REPAIRS</b>	<b>—</b>	<b>—</b>	<b>—</b>
<b>TOTAL EXPENDITURES &amp; REQUEST</b>	<b>—</b>	<b>—</b>	<b>—</b>
<b>Classified</b>	<b>—</b>	<b>—</b>	<b>—</b>
<b>Unclassified</b>	<b>—</b>	<b>—</b>	<b>—</b>
<b>TOTAL AUTHORIZED T.O. POSITIONS</b>	<b>—</b>	<b>—</b>	<b>—</b>
<b>TOTAL AUTHORIZED OTHER CHARGES POSITIONS</b>	<b>—</b>	<b>—</b>	<b>—</b>
<b>TOTAL NON-T.O. FTE POSITIONS</b>	<b>—</b>	<b>—</b>	<b>—</b>

**PROGRAM SUMMARY STATEMENT**

**1651 - Administrative/Fiscal**

Means of Financing	Existing Operating Budget as of 10/01/2024	FY2025-2026 Requested Continuation Adjustment	FY2025-2026 Requested in this Adjustment Package	FY2025-2026 Requested Realignment
STATE GENERAL FUND (Direct)	—	—	—	—
STATE GENERAL FUND BY:	—	—	—	—
INTERAGENCY TRANSFERS	—	—	—	—
FEE & SELF-GENERATED	14,372,841	1,521,531	—	15,894,372
STATUTORY DEDICATIONS	—	—	—	—
FEDERAL FUNDS	1,195,671	(400,062)	—	795,609
<b>TOTAL MEANS OF FINANCING</b>	<b>\$15,568,512</b>	<b>\$1,121,469</b>	<b>—</b>	<b>\$16,689,981</b>
Salaries	5,582,713	354,026	—	5,936,739
Other Compensation	312,130	(17,460)	—	294,670
Related Benefits	2,915,132	240,030	—	3,155,162
<b>TOTAL PERSONAL SERVICES</b>	<b>\$8,809,975</b>	<b>\$576,596</b>	<b>—</b>	<b>\$9,386,571</b>
Travel	145,520	45,260	—	190,780
Operating Services	2,601,470	358,776	—	2,960,246
Supplies	113,737	68,547	—	182,284
<b>TOTAL OPERATING EXPENSES</b>	<b>\$2,860,727</b>	<b>\$472,583</b>	<b>—</b>	<b>\$3,333,310</b>
<b>PROFESSIONAL SERVICES</b>	<b>\$1,576,497</b>	<b>\$17,164</b>	<b>—</b>	<b>\$1,593,661</b>
Other Charges	—	—	—	—
Debt Service	—	—	—	—
Interagency Transfers	1,621,623	27,204	—	1,648,827
<b>TOTAL OTHER CHARGES</b>	<b>\$1,621,623</b>	<b>\$27,204</b>	<b>—</b>	<b>\$1,648,827</b>
Acquisitions	699,690	27,922	—	727,612
Major Repairs	—	—	—	—
<b>TOTAL ACQ. &amp; MAJOR REPAIRS</b>	<b>\$699,690</b>	<b>\$27,922</b>	<b>—</b>	<b>\$727,612</b>
<b>TOTAL EXPENDITURES</b>	<b>\$15,568,512</b>	<b>\$1,121,469</b>	<b>—</b>	<b>\$16,689,981</b>
<b>Classified</b>	<b>57</b>	<b>1</b>	<b>—</b>	<b>58</b>
<b>Unclassified</b>	<b>15</b>	<b>—</b>	<b>—</b>	<b>15</b>
<b>TOTAL AUTHORIZED T.O. POSITIONS</b>	<b>72</b>	<b>1</b>	<b>—</b>	<b>73</b>
<b>TOTAL AUTHORIZED OTHER CHARGES POSITIONS</b>	<b>—</b>	<b>—</b>	<b>—</b>	<b>—</b>
<b>TOTAL NON-T.O. FTE POSITIONS</b>	<b>—</b>	<b>—</b>	<b>—</b>	<b>—</b>

1652 - Market Compliance

Means of Financing	Existing Operating Budget as of 10/01/2024	FY2025-2026 Requested Continuation Adjustment	FY2025-2026 Requested in this Adjustment Package	FY2025-2026 Requested Realignment
STATE GENERAL FUND (Direct)	—	—	—	—
STATE GENERAL FUND BY:	—	—	—	—
INTERAGENCY TRANSFERS	—	—	—	—
FEES & SELF-GENERATED	21,698,202	4,342,058	—	26,040,260
STATUTORY DEDICATIONS	20,000,000	—	—	20,000,000
FEDERAL FUNDS	—	—	—	—
<b>TOTAL MEANS OF FINANCING</b>	<b>\$41,698,202</b>	<b>\$4,342,058</b>	<b>—</b>	<b>\$46,040,260</b>
Salaries	11,063,612	583,832	—	11,647,444
Other Compensation	172,572	—	—	172,572
Related Benefits	6,065,045	325,311	—	6,390,356
<b>TOTAL PERSONAL SERVICES</b>	<b>\$17,301,229</b>	<b>\$909,143</b>	<b>—</b>	<b>\$18,210,372</b>
Travel	154,793	186,315	—	341,108
Operating Services	272,275	131,096	—	403,371
Supplies	29,685	15,664	—	45,349
<b>TOTAL OPERATING EXPENSES</b>	<b>\$456,753</b>	<b>\$333,075</b>	<b>—</b>	<b>\$789,828</b>
<b>PROFESSIONAL SERVICES</b>	<b>\$3,543,951</b>	<b>\$3,099,840</b>	<b>—</b>	<b>\$6,643,791</b>
Other Charges	20,000,000	—	—	20,000,000
Debt Service	—	—	—	—
Interagency Transfers	396,269	—	—	396,269
<b>TOTAL OTHER CHARGES</b>	<b>\$20,396,269</b>	<b>—</b>	<b>—</b>	<b>\$20,396,269</b>
Acquisitions	—	—	—	—
Major Repairs	—	—	—	—
<b>TOTAL ACQ. &amp; MAJOR REPAIRS</b>	<b>—</b>	<b>—</b>	<b>—</b>	<b>—</b>
<b>TOTAL EXPENDITURES</b>	<b>\$41,698,202</b>	<b>\$4,342,058</b>	<b>—</b>	<b>\$46,040,260</b>
Classified	142	1	—	143
Unclassified	16	—	—	16
<b>TOTAL AUTHORIZED T.O. POSITIONS</b>	<b>158</b>	<b>1</b>	<b>—</b>	<b>159</b>
<b>TOTAL AUTHORIZED OTHER CHARGES POSITIONS</b>	<b>—</b>	<b>—</b>	<b>—</b>	<b>—</b>
<b>TOTAL NON-T.O. FTE POSITIONS</b>	<b>3</b>	<b>—</b>	<b>—</b>	<b>3</b>



This page has been intentionally left blank

# New or Expanded Requests

## AGENCY SUMMARY STATEMENT

### Total Agency

Means of Financing and Expenditures	Existing Operating Budget as of 10/01/2024	FY2025-2026 Requested Continuation Adjustment	FY2025-2026 Requested in Technical/Other Package	FY2025-2026 Requested New/Expanded	FY2025-2026 Requested Realignment
STATE GENERAL FUND (Direct)	—	—	—	—	—
STATE GENERAL FUND BY:	—	—	—	—	—
INTERAGENCY TRANSFERS	—	—	—	—	—
FEES & SELF-GENERATED	36,071,043	5,863,589	—	—	41,934,632
STATUTORY DEDICATIONS	20,000,000	—	—	—	20,000,000
FEDERAL FUNDS	1,195,671	(400,062)	—	—	795,609
<b>TOTAL MEANS OF FINANCING</b>	<b>\$57,266,714</b>	<b>\$5,463,527</b>	<b>—</b>	<b>—</b>	<b>\$62,730,241</b>
Salaries	16,646,325	937,858	—	—	17,584,183
Other Compensation	484,702	(17,460)	—	—	467,242
Related Benefits	8,980,177	565,341	—	—	9,545,518
<b>TOTAL PERSONAL SERVICES</b>	<b>\$26,111,204</b>	<b>\$1,485,739</b>	<b>—</b>	<b>—</b>	<b>\$27,596,943</b>
Travel	300,313	231,575	—	—	531,888
Operating Services	2,873,745	489,872	—	—	3,363,617
Supplies	143,422	84,211	—	—	227,633
<b>TOTAL OPERATING EXPENSES</b>	<b>\$3,317,480</b>	<b>\$805,658</b>	<b>—</b>	<b>—</b>	<b>\$4,123,138</b>
<b>PROFESSIONAL SERVICES</b>	<b>\$5,120,448</b>	<b>\$3,117,004</b>	<b>—</b>	<b>—</b>	<b>\$8,237,452</b>
Other Charges	20,000,000	—	—	—	20,000,000
Debt Service	—	—	—	—	—
Interagency Transfers	2,017,892	27,204	—	—	2,045,096
<b>TOTAL OTHER CHARGES</b>	<b>\$22,017,892</b>	<b>\$27,204</b>	<b>—</b>	<b>—</b>	<b>\$22,045,096</b>
Acquisitions	699,690	27,922	—	—	727,612
Major Repairs	—	—	—	—	—
<b>TOTAL ACQ. &amp; MAJOR REPAIRS</b>	<b>\$699,690</b>	<b>\$27,922</b>	<b>—</b>	<b>—</b>	<b>\$727,612</b>
<b>TOTAL EXPENDITURES</b>	<b>\$57,266,714</b>	<b>\$5,463,527</b>	<b>—</b>	<b>—</b>	<b>\$62,730,241</b>
Classified	199	2	—	—	201
Unclassified	31	—	—	—	31
TOTAL AUTHORIZED T.O. POSITIONS	230	2	—	—	232
TOTAL AUTHORIZED OTHER CHARGES POSITIONS	—	—	—	—	—
TOTAL NON-T.O. FTE POSITIONS	3	—	—	—	3



**Fees and Self-Generated**

Description	Existing Operating Budget as of 10/01/2024	FY2025-2026 Requested Continuation Adjustment	FY2025-2026 Requested in Technical/Other Package	FY2025-2026 Requested New/Expanded	FY2025-2026 Requested Realignment
Administrative Ded Fund Account - Department of Insurance	990,367	301,758	—	—	1,292,125
Fees & Self-generated	34,131,971	3,662,577	—	—	37,794,548
Insurance Fraud Investigation Dedicated Fund Account	948,705	1,899,254	—	—	2,847,959
<b>Total:</b>	<b>\$36,071,043</b>	<b>\$5,863,589</b>	<b>—</b>	<b>—</b>	<b>\$41,934,632</b>

**Statutory Dedications**

Description	Existing Operating Budget as of 10/01/2024	FY2025-2026 Requested Continuation Adjustment	FY2025-2026 Requested in Technical/Other Package	FY2025-2026 Requested New/Expanded	FY2025-2026 Requested Realignment
Louisiana Fortify Homes Program	20,000,000	—	—	—	20,000,000
<b>Total:</b>	<b>\$20,000,000</b>	<b>—</b>	<b>—</b>	<b>—</b>	<b>\$20,000,000</b>

**PROGRAM SUMMARY STATEMENT**

**1651 - Administrative/Fiscal**

Means of Financing and Expenditures	Existing Operating Budget as of 10/01/2024	FY2025-2026 Requested Continuation Adjustment	FY2025-2026 Requested in Technical/Other Package	FY2025-2026 Requested New/Expanded	FY2025-2026 Requested Realignment
STATE GENERAL FUND (Direct)	—	—	—	—	—
STATE GENERAL FUND BY:	—	—	—	—	—
INTERAGENCY TRANSFERS	—	—	—	—	—
FEES & SELF-GENERATED	14,372,841	1,521,531	—	—	15,894,372
STATUTORY DEDICATIONS	—	—	—	—	—
FEDERAL FUNDS	1,195,671	(400,062)	—	—	795,609
<b>TOTAL MEANS OF FINANCING</b>	<b>\$15,568,512</b>	<b>\$1,121,469</b>	<b>—</b>	<b>—</b>	<b>\$16,689,981</b>
Salaries	5,582,713	354,026	—	—	5,936,739
Other Compensation	312,130	(17,460)	—	—	294,670
Related Benefits	2,915,132	240,030	—	—	3,155,162
<b>TOTAL PERSONAL SERVICES</b>	<b>\$8,809,975</b>	<b>\$576,596</b>	<b>—</b>	<b>—</b>	<b>\$9,386,571</b>
Travel	145,520	45,260	—	—	190,780
Operating Services	2,601,470	358,776	—	—	2,960,246
Supplies	113,737	68,547	—	—	182,284
<b>TOTAL OPERATING EXPENSES</b>	<b>\$2,860,727</b>	<b>\$472,583</b>	<b>—</b>	<b>—</b>	<b>\$3,333,310</b>
<b>PROFESSIONAL SERVICES</b>	<b>\$1,576,497</b>	<b>\$17,164</b>	<b>—</b>	<b>—</b>	<b>\$1,593,661</b>
Other Charges	—	—	—	—	—
Debt Service	—	—	—	—	—
Interagency Transfers	1,621,623	27,204	—	—	1,648,827
<b>TOTAL OTHER CHARGES</b>	<b>\$1,621,623</b>	<b>\$27,204</b>	<b>—</b>	<b>—</b>	<b>\$1,648,827</b>
Acquisitions	699,690	27,922	—	—	727,612
Major Repairs	—	—	—	—	—
<b>TOTAL ACQ. &amp; MAJOR REPAIRS</b>	<b>\$699,690</b>	<b>\$27,922</b>	<b>—</b>	<b>—</b>	<b>\$727,612</b>
<b>TOTAL EXPENDITURES</b>	<b>\$15,568,512</b>	<b>\$1,121,469</b>	<b>—</b>	<b>—</b>	<b>\$16,689,981</b>
Classified	57	1	—	—	58
Unclassified	15	—	—	—	15
TOTAL AUTHORIZED T.O. POSITIONS	72	1	—	—	73
TOTAL AUTHORIZED OTHER CHARGES POSITIONS	—	—	—	—	—
TOTAL NON-T.O. FTE POSITIONS	—	—	—	—	—

**Fees and Self-Generated**

Description	Existing Operating Budget as of 10/01/2024	FY2025-2026 Requested Continuation Adjustment	FY2025-2026 Requested in Technical/Other Package	FY2025-2026 Requested New/Expanded	FY2025-2026 Requested Realignment
Fees & Self-generated	14,342,841	1,521,531	—	—	15,864,372
Insurance Fraud Investigation Dedicated Fund Account	30,000	—	—	—	30,000
<b>Total:</b>	<b>\$14,372,841</b>	<b>\$1,521,531</b>	<b>—</b>	<b>—</b>	<b>\$15,894,372</b>

**Statutory Dedications**

Description	Existing Operating Budget as of 10/01/2024	FY2025-2026 Requested Continuation Adjustment	FY2025-2026 Requested in Technical/Other Package	FY2025-2026 Requested New/Expanded	FY2025-2026 Requested Realignment
<b>Total:</b>	<b>—</b>	<b>—</b>	<b>—</b>	<b>—</b>	<b>—</b>

1652 - Market Compliance

Means of Financing and Expenditures	Existing Operating Budget as of 10/01/2024	FY2025-2026 Requested Continuation Adjustment	FY2025-2026 Requested in Technical/Other Package	FY2025-2026 Requested New/Expanded	FY2025-2026 Requested Realignment
STATE GENERAL FUND (Direct)	—	—	—	—	—
STATE GENERAL FUND BY:	—	—	—	—	—
INTERAGENCY TRANSFERS	—	—	—	—	—
FEES & SELF-GENERATED	21,698,202	4,342,058	—	—	26,040,260
STATUTORY DEDICATIONS	20,000,000	—	—	—	20,000,000
FEDERAL FUNDS	—	—	—	—	—
<b>TOTAL MEANS OF FINANCING</b>	<b>\$41,698,202</b>	<b>\$4,342,058</b>	<b>—</b>	<b>—</b>	<b>\$46,040,260</b>
Salaries	11,063,612	583,832	—	—	11,647,444
Other Compensation	172,572	—	—	—	172,572
Related Benefits	6,065,045	325,311	—	—	6,390,356
<b>TOTAL PERSONAL SERVICES</b>	<b>\$17,301,229</b>	<b>\$909,143</b>	<b>—</b>	<b>—</b>	<b>\$18,210,372</b>
Travel	154,793	186,315	—	—	341,108
Operating Services	272,275	131,096	—	—	403,371
Supplies	29,685	15,664	—	—	45,349
<b>TOTAL OPERATING EXPENSES</b>	<b>\$456,753</b>	<b>\$333,075</b>	<b>—</b>	<b>—</b>	<b>\$789,828</b>
<b>PROFESSIONAL SERVICES</b>	<b>\$3,543,951</b>	<b>\$3,099,840</b>	<b>—</b>	<b>—</b>	<b>\$6,643,791</b>
Other Charges	20,000,000	—	—	—	20,000,000
Debt Service	—	—	—	—	—
Interagency Transfers	396,269	—	—	—	396,269
<b>TOTAL OTHER CHARGES</b>	<b>\$20,396,269</b>	<b>—</b>	<b>—</b>	<b>—</b>	<b>\$20,396,269</b>
Acquisitions	—	—	—	—	—
Major Repairs	—	—	—	—	—
<b>TOTAL ACQ. &amp; MAJOR REPAIRS</b>	<b>—</b>	<b>—</b>	<b>—</b>	<b>—</b>	<b>—</b>
<b>TOTAL EXPENDITURES</b>	<b>\$41,698,202</b>	<b>\$4,342,058</b>	<b>—</b>	<b>—</b>	<b>\$46,040,260</b>
Classified	142	1	—	—	143
Unclassified	16	—	—	—	16
TOTAL AUTHORIZED T.O. POSITIONS	158	1	—	—	159
TOTAL AUTHORIZED OTHER CHARGES POSITIONS	—	—	—	—	—
TOTAL NON-T.O. FTE POSITIONS	3	—	—	—	3

**Fees and Self-Generated**

Description	Existing Operating Budget as of 10/01/2024	FY2025-2026 Requested Continuation Adjustment	FY2025-2026 Requested in Technical/Other Package	FY2025-2026 Requested New/Expanded	FY2025-2026 Requested Realignment
Administrative Ded Fund Account - Department of Insurance	990,367	301,758	—	—	1,292,125
Fees & Self-generated	19,789,130	2,141,046	—	—	21,930,176
Insurance Fraud Investigation Dedicated Fund Account	918,705	1,899,254	—	—	2,817,959
<b>Total:</b>	<b>\$21,698,202</b>	<b>\$4,342,058</b>	<b>—</b>	<b>—</b>	<b>\$26,040,260</b>

**Statutory Dedications**

Description	Existing Operating Budget as of 10/01/2024	FY2025-2026 Requested Continuation Adjustment	FY2025-2026 Requested in Technical/Other Package	FY2025-2026 Requested New/Expanded	FY2025-2026 Requested Realignment
Louisiana Fortify Homes Program	20,000,000	—	—	—	20,000,000
<b>Total:</b>	<b>\$20,000,000</b>	<b>—</b>	<b>—</b>	<b>—</b>	<b>\$20,000,000</b>



This page has been intentionally left blank

# Total Request Summary

## AGENCY SUMMARY STATEMENT

### Total Agency

#### Means of Financing

Description	FY2023-2024 Actuals	Existing Operating Budget as of 10/01/2024	FY2025-2026 Requested Continuation Adjustments	FY2025-2026 Requested in Technical/Other Adjustments	FY2025-2026 Requested New or Expanded Adjustments	FY2025-2026 Total Request	Over/Under EOB
STATE GENERAL FUND (Direct)	—	—	—	—	—	—	—
STATE GENERAL FUND BY:	—	—	—	—	—	—	—
INTERAGENCY TRANSFERS	—	—	—	—	—	—	—
FEES & SELF-GENERATED	35,461,012	36,071,043	5,863,589	—	—	41,934,632	5,863,589
STATUTORY DEDICATIONS	22,007,628	20,000,000	—	—	—	20,000,000	—
FEDERAL FUNDS	877,581	1,195,671	(400,062)	—	—	795,609	(400,062)
<b>TOTAL MEANS OF FINANCING</b>	<b>\$58,346,221</b>	<b>\$57,266,714</b>	<b>\$5,463,527</b>	<b>—</b>	<b>—</b>	<b>\$62,730,241</b>	<b>\$5,463,527</b>



Statutory Dedications

Description	FY2023-2024 Actuals	Existing Operating Budget as of 10/01/2024	FY2025-2026 Requested Continuation Adjustments	FY2025-2026 Requested in Technical/Other Adjustments	FY2025-2026 Requested New or Expanded Adjustments	FY2025-2026 Total Request	Over/Under EOB
Insure Louisiana Incentive Program	11,675,000	—	—	—	—	—	—
Louisiana Fortify Homes Program	10,332,628	20,000,000	—	—	—	20,000,000	—
<b>Total:</b>	<b>\$22,007,628</b>	<b>\$20,000,000</b>	<b>—</b>	<b>—</b>	<b>—</b>	<b>\$20,000,000</b>	<b>—</b>

Expenditures and Positions

Description	FY2023-2024 Actuals	Existing Operating Budget as of 10/01/2024	FY2025-2026 Requested Continuation Adjustments	FY2025-2026 Requested in Technical/Other Adjustments	FY2025-2026 Requested New or Expanded Adjustments	FY2025-2026 Total Request	Over/Under EOB
Salaries	15,473,044	16,646,325	937,858	—	—	17,584,183	937,858
Other Compensation	294,993	484,702	(17,460)	—	—	467,242	(17,460)
Related Benefits	8,945,143	8,980,177	565,341	—	—	9,545,518	565,341
<b>TOTAL PERSONAL SERVICES</b>	<b>\$24,713,181</b>	<b>\$26,111,204</b>	<b>\$1,485,739</b>	<b>—</b>	<b>—</b>	<b>\$27,596,943</b>	<b>\$1,485,739</b>
Travel	158,808	300,313	231,575	—	—	531,888	231,575
Operating Services	2,706,566	2,873,745	489,872	—	—	3,363,617	489,872
Supplies	103,377	143,422	84,211	—	—	227,633	84,211
<b>TOTAL OPERATING EXPENSES</b>	<b>\$2,968,751</b>	<b>\$3,317,480</b>	<b>\$805,658</b>	<b>—</b>	<b>—</b>	<b>\$4,123,138</b>	<b>\$805,658</b>
<b>PROFESSIONAL SERVICES</b>	<b>\$3,138,229</b>	<b>\$5,120,448</b>	<b>\$3,117,004</b>	<b>—</b>	<b>—</b>	<b>\$8,237,452</b>	<b>\$3,117,004</b>
Other Charges	22,184,782	20,000,000	—	—	—	20,000,000	—
Debt Service	—	—	—	—	—	—	—
Interagency Transfers	4,935,367	2,017,892	27,204	—	—	2,045,096	27,204
<b>TOTAL OTHER CHARGES</b>	<b>\$27,120,149</b>	<b>\$22,017,892</b>	<b>\$27,204</b>	<b>—</b>	<b>—</b>	<b>\$22,045,096</b>	<b>\$27,204</b>
Acquisitions	405,911	699,690	27,922	—	—	727,612	27,922
Major Repairs	—	—	—	—	—	—	—
<b>TOTAL ACQ. &amp; MAJOR REPAIRS</b>	<b>\$405,911</b>	<b>\$699,690</b>	<b>\$27,922</b>	<b>—</b>	<b>—</b>	<b>\$727,612</b>	<b>\$27,922</b>
<b>TOTAL EXPENDITURES</b>	<b>\$58,346,221</b>	<b>\$57,266,714</b>	<b>\$5,463,527</b>	<b>—</b>	<b>—</b>	<b>\$62,730,241</b>	<b>\$5,463,527</b>
Classified	195	199	2	—	—	201	2
Unclassified	27	31	—	—	—	31	—
<b>TOTAL AUTHORIZED T.O. POSITIONS</b>	<b>222</b>	<b>230</b>	<b>2</b>	<b>—</b>	<b>—</b>	<b>232</b>	<b>2</b>
<b>TOTAL AUTHORIZED OTHER CHARGES POSITIONS</b>	<b>—</b>	<b>—</b>	<b>—</b>	<b>—</b>	<b>—</b>	<b>—</b>	<b>—</b>
<b>TOTAL NON-T.O. FTE POSITIONS</b>	<b>3</b>	<b>3</b>	<b>—</b>	<b>—</b>	<b>—</b>	<b>3</b>	<b>—</b>

**PROGRAM SUMMARY STATEMENT**

**1651 - Administrative/Fiscal**

**Means of Financing**

Description	FY2023-2024 Actuals	Existing Operating Budget as of 10/01/2024	FY2025-2026 Requested Continuation Adjustments	FY2025-2026 Requested in Technical/Other Adjustments	FY2025-2026 Requested New or Expanded Adjustments	FY2025-2026 Total Request	Over/Under EOB
STATE GENERAL FUND (Direct)	—	—	—	—	—	—	—
STATE GENERAL FUND BY:	—	—	—	—	—	—	—
INTERAGENCY TRANSFERS	—	—	—	—	—	—	—
FEES & SELF-GENERATED	16,352,598	14,372,841	1,521,531	—	—	15,894,372	1,521,531
STATUTORY DEDICATIONS	22,007,628	—	—	—	—	—	—
FEDERAL FUNDS	877,581	1,195,671	(400,062)	—	—	795,609	(400,062)
<b>TOTAL MEANS OF FINANCING</b>	<b>\$39,237,807</b>	<b>\$15,568,512</b>	<b>\$1,121,469</b>	<b>—</b>	<b>—</b>	<b>\$16,689,981</b>	<b>\$1,121,469</b>

**Statutory Dedications**

Description	FY2023-2024 Actuals	Existing Operating Budget as of 10/01/2024	FY2025-2026 Requested Continuation Adjustments	FY2025-2026 Requested in Technical/Other Adjustments	FY2025-2026 Requested New or Expanded Adjustments	FY2025-2026 Total Request	Over/Under EOB
Insure Louisiana Incentive Program	11,675,000	—	—	—	—	—	—
Louisiana Fortify Homes Program	10,332,628	—	—	—	—	—	—
<b>Total:</b>	<b>\$22,007,628</b>	—	—	—	—	—	—

Expenditures and Positions

Description	FY2023-2024 Actuals	Existing Operating Budget as of 10/01/2024	FY2025-2026 Requested Continuation Adjustments	FY2025-2026 Requested in Technical/Other Adjustments	FY2025-2026 Requested New or Expanded Adjustments	FY2025-2026 Total Request	Over/Under EOB
Salaries	5,263,425	5,582,713	354,026	—	—	5,936,739	354,026
Other Compensation	170,972	312,130	(17,460)	—	—	294,670	(17,460)
Related Benefits	2,803,158	2,915,132	240,030	—	—	3,155,162	240,030
<b>TOTAL PERSONAL SERVICES</b>	<b>\$8,237,555</b>	<b>\$8,809,975</b>	<b>\$576,596</b>	<b>—</b>	<b>—</b>	<b>\$9,386,571</b>	<b>\$576,596</b>
Travel	55,671	145,520	45,260	—	—	190,780	45,260
Operating Services	2,498,907	2,601,470	358,776	—	—	2,960,246	358,776
Supplies	80,162	113,737	68,547	—	—	182,284	68,547
<b>TOTAL OPERATING EXPENSES</b>	<b>\$2,634,741</b>	<b>\$2,860,727</b>	<b>\$472,583</b>	<b>—</b>	<b>—</b>	<b>\$3,333,310</b>	<b>\$472,583</b>
<b>PROFESSIONAL SERVICES</b>	<b>\$1,159,417</b>	<b>\$1,576,497</b>	<b>\$17,164</b>	<b>—</b>	<b>—</b>	<b>\$1,593,661</b>	<b>\$17,164</b>
Other Charges	22,184,782	—	—	—	—	—	—
Debt Service	—	—	—	—	—	—	—
Interagency Transfers	4,615,402	1,621,623	27,204	—	—	1,648,827	27,204
<b>TOTAL OTHER CHARGES</b>	<b>\$26,800,184</b>	<b>\$1,621,623</b>	<b>\$27,204</b>	<b>—</b>	<b>—</b>	<b>\$1,648,827</b>	<b>\$27,204</b>
Acquisitions	405,911	699,690	27,922	—	—	727,612	27,922
Major Repairs	—	—	—	—	—	—	—
<b>TOTAL ACQ. &amp; MAJOR REPAIRS</b>	<b>\$405,911</b>	<b>\$699,690</b>	<b>\$27,922</b>	<b>—</b>	<b>—</b>	<b>\$727,612</b>	<b>\$27,922</b>
<b>TOTAL EXPENDITURES</b>	<b>\$39,237,807</b>	<b>\$15,568,512</b>	<b>\$1,121,469</b>	<b>—</b>	<b>—</b>	<b>\$16,689,981</b>	<b>\$1,121,469</b>
Classified	56	57	1	—	—	58	1
Unclassified	14	15	—	—	—	15	—
<b>TOTAL AUTHORIZED T.O. POSITIONS</b>	<b>70</b>	<b>72</b>	<b>1</b>	<b>—</b>	<b>—</b>	<b>73</b>	<b>1</b>
<b>TOTAL AUTHORIZED OTHER CHARGES POSITIONS</b>	<b>—</b>	<b>—</b>	<b>—</b>	<b>—</b>	<b>—</b>	<b>—</b>	<b>—</b>
<b>TOTAL NON-T.O. FTE POSITIONS</b>	<b>—</b>	<b>—</b>	<b>—</b>	<b>—</b>	<b>—</b>	<b>—</b>	<b>—</b>

1652 - Market Compliance

Means of Financing

Description	FY2023-2024 Actuals	Existing Operating Budget as of 10/01/2024	FY2025-2026 Requested Continuation Adjustments	FY2025-2026 Requested in Technical/Other Adjustments	FY2025-2026 Requested New or Expanded Adjustments	FY2025-2026 Total Request	Over/Under EOB
STATE GENERAL FUND (Direct)	—	—	—	—	—	—	—
STATE GENERAL FUND BY:	—	—	—	—	—	—	—
INTERAGENCY TRANSFERS	—	—	—	—	—	—	—
FEEES & SELF-GENERATED	19,108,413	21,698,202	4,342,058	—	—	26,040,260	4,342,058
STATUTORY DEDICATIONS	—	20,000,000	—	—	—	20,000,000	—
FEDERAL FUNDS	—	—	—	—	—	—	—
<b>TOTAL MEANS OF FINANCING</b>	<b>\$19,108,413</b>	<b>\$41,698,202</b>	<b>\$4,342,058</b>	<b>—</b>	<b>—</b>	<b>\$46,040,260</b>	<b>\$4,342,058</b>

**Statutory Dedications**

Description	FY2023-2024 Actuals	Existing Operating Budget as of 10/01/2024	FY2025-2026 Requested Continuation Adjustments	FY2025-2026 Requested in Technical/Other Adjustments	FY2025-2026 Requested New or Expanded Adjustments	FY2025-2026 Total Request	Over/Under EOB
Louisiana Fortify Homes Program	—	20,000,000	—	—	—	20,000,000	—
<b>Total:</b>	—	<b>\$20,000,000</b>	—	—	—	<b>\$20,000,000</b>	—

Expenditures and Positions

Description	FY2023-2024 Actuals	Existing Operating Budget as of 10/01/2024	FY2025-2026 Requested Continuation Adjustments	FY2025-2026 Requested in Technical/Other Adjustments	FY2025-2026 Requested New or Expanded Adjustments	FY2025-2026 Total Request	Over/Under EOB
Salaries	10,209,619	11,063,612	583,832	—	—	11,647,444	583,832
Other Compensation	124,021	172,572	—	—	—	172,572	—
Related Benefits	6,141,986	6,065,045	325,311	—	—	6,390,356	325,311
<b>TOTAL PERSONAL SERVICES</b>	<b>\$16,475,626</b>	<b>\$17,301,229</b>	<b>\$909,143</b>	<b>—</b>	<b>—</b>	<b>\$18,210,372</b>	<b>\$909,143</b>
Travel	103,137	154,793	186,315	—	—	341,108	186,315
Operating Services	207,659	272,275	131,096	—	—	403,371	131,096
Supplies	23,215	29,685	15,664	—	—	45,349	15,664
<b>TOTAL OPERATING EXPENSES</b>	<b>\$334,010</b>	<b>\$456,753</b>	<b>\$333,075</b>	<b>—</b>	<b>—</b>	<b>\$789,828</b>	<b>\$333,075</b>
<b>PROFESSIONAL SERVICES</b>	<b>\$1,978,812</b>	<b>\$3,543,951</b>	<b>\$3,099,840</b>	<b>—</b>	<b>—</b>	<b>\$6,643,791</b>	<b>\$3,099,840</b>
Other Charges	—	20,000,000	—	—	—	20,000,000	—
Debt Service	—	—	—	—	—	—	—
Interagency Transfers	319,964	396,269	—	—	—	396,269	—
<b>TOTAL OTHER CHARGES</b>	<b>\$319,964</b>	<b>\$20,396,269</b>	<b>—</b>	<b>—</b>	<b>—</b>	<b>\$20,396,269</b>	<b>—</b>
Acquisitions	—	—	—	—	—	—	—
Major Repairs	—	—	—	—	—	—	—
<b>TOTAL ACQ. &amp; MAJOR REPAIRS</b>	<b>—</b>	<b>—</b>	<b>—</b>	<b>—</b>	<b>—</b>	<b>—</b>	<b>—</b>
<b>TOTAL EXPENDITURES</b>	<b>\$19,108,413</b>	<b>\$41,698,202</b>	<b>\$4,342,058</b>	<b>—</b>	<b>—</b>	<b>\$46,040,260</b>	<b>\$4,342,058</b>
Classified	139	142	1	—	—	143	1
Unclassified	13	16	—	—	—	16	—
<b>TOTAL AUTHORIZED T.O. POSITIONS</b>	<b>152</b>	<b>158</b>	<b>1</b>	<b>—</b>	<b>—</b>	<b>159</b>	<b>1</b>
<b>TOTAL AUTHORIZED OTHER CHARGES POSITIONS</b>	<b>—</b>	<b>—</b>	<b>—</b>	<b>—</b>	<b>—</b>	<b>—</b>	<b>—</b>
<b>TOTAL NON-T.O. FTE POSITIONS</b>	<b>3</b>	<b>3</b>	<b>—</b>	<b>—</b>	<b>—</b>	<b>3</b>	<b>—</b>



# Addenda

# INTERAGENCY TRANSFERS



MICHAEL J. "MIKE" WAGUESPACK, CPA  
LOUISIANA LEGISLATIVE AUDITOR

October 8, 2024

RECEIVED  
OCT 14 2024  
OFFICE OF THE COMMISSIONER

Mr. Timothy Temple  
Commissioner  
Louisiana Department of Insurance  
Post Office Box 94214  
Baton Rouge, Louisiana 70804-9214

Dear Commissioner Temple,

Act 733 of the 2024 Regular Legislative Session authorized the Legislative Auditor to allocate and collect from each auditee included in the state's Annual Comprehensive Financial Report such amounts as may be reasonably necessary to compensate the Legislative Auditor for services rendered.

I understand your agency is currently preparing its budget for the 2025-2026 fiscal year. I ask that you include \$112,575 for the 2025-2026 regular allocation of audit costs in your budget.

Your agency's audit allocation is based on the cost of audit services provided to you. If additional audit services are requested or required, those services may result in additional audit costs charged to your agency. Those costs would be discussed with you prior to any additional allocation.

Inquiries concerning this allocation should be directed to Ms. Beth Q. Davis, CPA, First Assistant Legislative Auditor, at (225) 339-3977. I appreciate the many courtesies extended my staff over the years and look forward to working with you in the future.

Sincerely,

Michael J. Waguespack, CPA  
Louisiana Legislative Auditor

MJW:BQD:tmp  
Allocation Letter 2026-ID 3454

Agency: 165 INSURANCE	<b>STATE OF LOUISIANA</b> Childrens Budget Department Summary	CHILD - DS Fiscal Year 2025 - 2026 Report Date: 11/1/24
-----------------------	---	---

Service Number	Service Name	Agency Number	Agency Name	General Fund	IAT	Self Generated	Stat Deds	Federal Funds	Total Funds	Positions
			Total:	\$0	\$0	\$0	\$0	\$0	\$0	0

**Agency: 165 INSURANCE**

**STATE OF LOUISIANA**  
**Childrens Budget**  
**by Department**

**CHILD - DC**  
**Fiscal Year 2025 - 2026**  
**Report Date: 11/1/24**

Agency: 165 INSURANCE

**STATE OF LOUISIANA**  
Childrens Budget  
Agency Summary

CHILD - AS  
Fiscal Year 2025 - 2026  
Report Date: 11/1/24

Service Number	Service Name	Program Number	Program Name	General Fund	IAT	Self Generated	Stat Deds	Federal Funds	Total Funds	Positions
			Total:	\$0	\$0	\$0	\$0	\$0	\$0	0

**Agency: 165 INSURANCE**

**STATE OF LOUISIANA**  
**Childrens Budget**  
**by Agency**

**CHILD - AC**  
**Fiscal Year 2025 - 2026**  
**Report Date: 11/1/24**

**Agency: 165 INSURANCE**

**STATE OF LOUISIANA  
Childrens Budget  
by Agency/Program and Service**

**CHILD1  
Fiscal Year 2025 - 2026  
Report Date: 11/1/24**



Agency: 165 INSURANCE

**STATE OF LOUISIANA**  
Childrens Budget  
Narrative

CHILD2  
Fiscal Year 2025 - 2026  
Report Date: 11/1/24

Form ID:	
Form Description:	
Service:	

Question and Narrative Response

Agency: 165 INSURANCE

**STATE OF LOUISIANA**  
Sunset Review

SUNSET1  
Fiscal Year 2025 - 2026  
Report Date: 11/1/24

# INFORMATION TECHNOLOGY

DEPARTMENT		PRIOR YEAR ACTUAL		OPERATING BUDGET		
04-165 - Commissioner of Insurance		2023-2024		2024-2025		
<b>MEANS OF FINANCING</b>						
STATE GENERAL FUND (Direct)						
INTERAGENCY TRANSFERS						
FEES & SELF-GENERATED REVENUES	\$	4,306,940	\$	4,811,812		
STATUTORY DEDICATIONS			\$	2,251		
FEDERAL FUNDS	\$	5,187	\$	5,469		
<b>TOTAL MEANS OF FINANCING</b>	<b>\$</b>	<b>4,312,127</b>	<b>\$</b>	<b>4,819,532</b>		
<b>EXPENDITURES AND REQUESTS</b>						
<i>PERSONAL SERVICES</i>						
Salaries	\$	628,013	\$	675,572		
Other Compensation	\$	-				
Related Benefits	\$	279,907	\$	244,316		
<b>TOTAL PERSONAL SERVICES</b>	<b>\$</b>	<b>907,920</b>	<b>\$</b>	<b>919,888</b>		
<i>OPERATING EXPENSES</i>						
Software Licensing	\$	453,617	\$	440,692		
Software Maintenance	\$	1,525,760	\$	1,723,041		
Hardware Rentals, Leases, or Financing	\$	-				
Hardware Maintenance	\$	106,738	\$	85,388		
Data Lines and Circuits						
Contract Services						
Travel	\$	448	\$	-		
Supplies	\$	39,631	\$	92,921		
Other (Internet Svcs, IATs for Telephones & OTS Costs)	\$	459,349	\$	254,355		
<b>TOTAL OPERATING EXPENSES</b>	<b>\$</b>	<b>2,585,543</b>	<b>\$</b>	<b>2,596,397</b>		
<b>TOTAL PROFESSIONAL SERVICES</b>	<b>\$</b>	<b>450,000</b>	<b>\$</b>	<b>655,557</b>		
<i>ACQUISITIONS AND MAJOR REPAIRS</i>						
Hardware Acquisitions	\$	368,664	\$	647,690		
Major Repairs	\$	-				
<b>TOTAL ACQUISITIONS &amp; MAJOR REPAIRS</b>		<b>\$368,664</b>		<b>\$647,690</b>		
<b>TOTAL EXPENDITURES AND REQUESTS</b>		<b>\$4,312,127</b>		<b>\$4,819,532</b>		
<b>TOTAL IT FULL-TIME EQUIVALENTS</b>						
<b>Job Function</b>	<b>Worker Type</b>			<b>Worker Type</b>		
	<i>Perm IT T.O.</i>	<i>Other</i>	<i>Contract</i>	<i>Perm IT T.O.</i>	<i>Other</i>	<i>Contract</i>
Infrastructure	3.0		7.0	3.0		7.0
Application Development	2.0		13.0	2.0		13.0
Management/Administration	2.0			2.0		
Vacant						
<b>TOTAL FTEs by Worker Type</b>	<b>7.0</b>		<b>20.0</b>	<b>7.0</b>		<b>20.0</b>
<b>TOTAL FTEs by Year</b>	<b>27.0</b>			<b>27.0</b>		

Department/Agency Name			04-165 Commissioner of Insurance					
Approved IT-10s With Funding in Existing Operating Budget			Planned Funding					
IT-10 No.	Project/Initiative Title	Percent Complete As of Sept. 1, 2024	Current FY	Fiscal Year	Fiscal Year	Fiscal Year	Fiscal Year	Total
			24-25	25-26	26-27	27-28	28-29	
N/A	Industry Access Modernization - \$517,000 Total Project Cost (FY 23/24-\$223,900; FY 24/25-\$293,100)	43%	\$293,100					\$293,100
								\$0
								\$0
								\$0
								\$0
								\$0
								\$0
								\$0
								\$0
								\$0
								\$0
								\$0
								\$0
								\$0
								\$0
								\$0
								\$0
								\$0
								\$0
								\$0
								\$0
								\$0
								\$0
								\$0
								\$0
								\$0
								\$0
								\$0
Total			\$293,100	\$0	\$0	\$0	\$0	\$293,100

# GENERAL ADDENDA



EXECUTIVE DEPARTMENT  
OFFICE OF THE GOVERNOR  
EXECUTIVE ORDER NUMBER 24-11

*Actions to Mitigate the State's Impending Fiscal Cliff*

WHEREAS, on January 17, 2024, the Five Year Baseline Projection was presented to the Joint Legislative Committee on the Budget documenting the projected revenues based on the adopted Revenue Estimating Conference forecast and the projected expenditures for the current fiscal year and the ensuing four fiscal years.

WHEREAS, the Five Year Baseline Projection is commonly used to determine if the state is expected to have a surplus or deficit in future years.

WHEREAS, the Five Year Baseline Projection shows the incoming administration is facing a (\$64,770,901) deficit for Fiscal Year 2024-2025 for which it is responsible for preparing a balanced Governor's Executive Budget by February 9, 2024.

WHEREAS, the Five Year Baseline Projection also shows a large deficit (commonly called a fiscal cliff) in Fiscal Year 2025-2026 of (\$558,784,913), growing to a deficit of (\$733,381,780) in Fiscal Year 2027-2028.

WHEREAS, the fiscal cliff in Fiscal Year 2025-2026 is caused by projected revenues decreasing by (3.47%) or (\$416,200,000) as compared to projected expenditures increasing by 0.65% or \$77,814,012.

WHEREAS, one month after taking office, the new administration will address the Fiscal Year 2024-2025 deficit of (\$64,770,901) in the Governor's Executive Budget presented on February 9, 2024.

WHEREAS, it is advantageous to begin addressing the future fiscal cliffs as early as possible in order to provide a balanced budget for all ensuing fiscal years.

NOW THEREFORE, I, JEFF LANDRY, Governor of the State of Louisiana, by virtue of the authority vested by the Constitution do hereby order and direct as follows:

Section 1: Every department shall review the following areas through the end of the current fiscal year in order to identify savings that can be implemented in Fiscal Year 2024-2025 to begin preparing for the fiscal cliff in Fiscal Year 2025-2026:

- A. Review expenditures planned for the remainder of the current fiscal year and identify opportunities for reductions. The savings identified in the current year will result in annualized savings in future fiscal years.
- B. Evaluate contracts, especially those that are expiring, to determine if they are necessary to renew or if they can be reduced or terminated going forward.
- C. Evaluate staffing and determine where funded vacancies can be eliminated.
- D. Evaluate all large acquisitions to determine if there are more cost-effective alternatives or if the acquisition is necessary at all.
- E. Review all programs that are not statutorily required to determine if they can be eliminated, reduced, or phased out.
- F. Review all activities to identify areas of duplication within the department or across departments.
- G. Determine any other discretionary State General Fund spending that can be reduced or eliminated.
- H. Determine any other efficiencies that can be implemented to save State General Fund dollars or improve delivery of services without increasing costs.

Section 2: Each department's November 1, 2024 budget request shall include the savings identified in accordance with Section 1 of this Order.

Section 3: This Order is effective upon signature and shall remain in effect until November 2, 2024.

IN WITNESS WHEREOF, I have set my hand officially and caused to be affixed the Great Seal of Louisiana in the City of Baton Rouge, on this 24th day of January, 2024.



  
Jeff Landry  
GOVERNOR OF LOUISIANA

ATTEST BY THE  
SECRETARY OF STATE  
  
Nancy Landry  
SECRETARY OF STATE

*Section 1A: Review expenditures planned for the remainder of the current fiscal year and identify opportunities for reductions. The savings identified in the current year will result in annualized savings in future fiscal years.*

<u>Means of Finance</u>	FY25	FY26
<b>State General Fund (Direct)</b>	\$0	\$0
<b>Interagency Transfers</b>	\$0	\$0
<b>Fees and Self-generated Revenues</b>	\$0	\$0
<b>Statutory Dedications</b>	\$0	\$0
<b>Federal Funds</b>	\$0	\$0
<b>Total Means of Finance</b>	\$0	\$0
 <u>Expenditures</u>		
<b>Commitment Item Category</b>		
Salaries	\$0	\$0
Other Compensation	\$0	\$0
Related Benefits	\$0	\$0
<b>Total Personal Services</b>	<b>\$0</b>	<b>\$0</b>
Travel	\$0	\$0
Operating Services	\$0	\$0
Supplies	\$0	\$0
<b>Total Operating Services</b>	<b>\$0</b>	<b>\$0</b>
<b>Professional Services</b>	<b>\$0</b>	<b>\$0</b>
Other Charges	\$0	\$0
Debt Service	\$0	\$0
Interagency Transfers	\$0	\$0
<b>Total O/C, Debt Service, and IAT</b>	<b>\$0</b>	<b>\$0</b>
Acquisitions		
Major Repairs		
<b>Total Acquisitions and Major Repairs</b>	<b>\$0</b>	<b>\$0</b>
 <b>TOTAL EXPENDITURES</b>	 <b>\$0</b>	 <b>\$0</b>
CLASSIFIED POSITIONS	0	0
UNCLASSIFIED POSITIONS	0	0
TOTAL AUTHORIZED OTHER CHARGES POSITIONS	0	0
TOTAL NON-T.O. FTE POSITIONS	0	0



***Section 1A: Review expenditures planned for the remainder of the current fiscal year and identify opportunities for reductions. The savings identified in the current year will result in annualized savings in future fiscal years.***

**Explanation of Current-Year Savings Identified that May Be Annualized**

- **Budget Optimization:** The LDI has thoroughly reviewed its operating budget in response to Executive Order Number 24-11, Section 1, identifying opportunities for reductions to achieve annualized savings in future fiscal years.
- **Statutory Obligations:** The LDI currently optimizes its funding levels to fulfill statutory obligations, ensuring effective regulation of the insurance industry and protection of the state’s consumers.
- **Financial Significance:** Despite operating on a budget of less than 1% of the state’s overall budget, the LDI, as one of the state’s smallest departments, stands as the state’s second-largest revenue collector, trailing only the Department of Revenue, generating over \$1.3 billion in revenue.
- **Self-Funding Model:** The LDI operates on a self-funded model and does not rely on state general fund dollars. This financial independence allows the agency to maintain a fiscally responsible approach.
- **Historical Fiscal Responsibility:** The agency has consistently reverted surplus collections and unexpended budget resources at the end of each fiscal year, demonstrating a commitment to sound financial management practices.
- **Efficiency and Streamlining:** The LDI currently operates at maximum efficiency, streamlining its processes to provide essential services required by the agency.
- **Ongoing Insurance Crisis:** While recognizing the need to reduce spending, LDI’s critical role in addressing the state’s ongoing insurance crisis emphasizes the importance of considering additional resources for the department that would result in more affordable insurance for Louisiana .
- **Commitment to Collaboration:** The LDI is committed to collaborating with stakeholders to address economic challenges and ensure a balanced and informed approach to fiscal management.

*Section 1B: Evaluate contracts, especially those that are expiring, to determine if they are necessary to renew or if they can be reduced or terminated going forward.*

<u>Means of Finance</u>	Contracts
<b>State General Fund (Direct)</b>	\$0
<b>Interagency Transfers</b>	\$0
<b>Fees and Self-generated Revenues</b>	\$0
<b>Statutory Dedications</b>	\$0
<b>Federal Funds</b>	\$0
<b>Total Means of Finance</b>	\$0
 <u>Expenditures</u>	
<b>Commitment Item Category</b>	
Salaries	\$0
Other Compensation	\$0
Related Benefits	\$0
<b>Total Personal Services</b>	<b>\$0</b>
Travel	\$0
Operating Services	\$0
Supplies	\$0
<b>Total Operating Services</b>	<b>\$0</b>
<b>Professional Services</b>	<b>\$0</b>
Other Charges	\$0
Debt Service	\$0
Interagency Transfers	\$0
<b>Total O/C, Debt Service, and IAT</b>	<b>\$0</b>
Acquisitions	
Major Repairs	
<b>Total Acquisitions and Major Repairs</b>	<b>\$0</b>
 <b>TOTAL EXPENDITURES</b>	 <b>\$0</b>
CLASSIFIED POSITIONS	0
UNCLASSIFIED POSITIONS	0
TOTAL AUTHORIZED OTHER CHARGES POSITIONS	0
TOTAL NON-T.O. FTE POSITIONS	0

***Section 1B: Evaluate contracts, especially those that are expiring, to determine if they are necessary to renew or if they can be reduced or terminated going forward.***

**Number of Contracts that may be terminated or reduced:**

**Explain each contract that may be terminated or reduced below:**

- **Budget Optimization:** The LDI has thoroughly reviewed its operating budget in response to Executive Order Number 24-11, Section 1, identifying opportunities for reductions to achieve annualized savings in future fiscal years.
- **Statutory Obligations:** The LDI currently optimizes its funding levels to fulfill statutory obligations, ensuring effective regulation of the insurance industry and protection of the state’s consumers.
- **Financial Significance:** Despite operating on a budget of less than 1% of the state’s overall budget, the LDI, as one of the state’s smallest departments, stands as the state’s second-largest revenue collector, trailing only the Department of Revenue, generating over \$1.3 billion in revenue.
- **Self-Funding Model:** The LDI operates on a self-funded model and does not rely on state general fund dollars. This financial independence allows the agency to maintain a fiscally responsible approach.
- **Historical Fiscal Responsibility:** The agency has consistently reverted surplus collections and unexpended budget resources at the end of each fiscal year, demonstrating a commitment to sound financial management practices.
- **Efficiency and Streamlining:** The LDI currently operates at maximum efficiency, streamlining its processes to provide essential services required by the agency.
- **Ongoing Insurance Crisis:** While recognizing the need to reduce spending, LDI’s critical role in addressing the state’s ongoing insurance crisis emphasizes the importance of considering additional resources for the department that would result in more affordable insurance for Louisiana .
- **Commitment to Collaboration:** The LDI is committed to collaborating with stakeholders to address economic challenges and ensure a balanced and informed approach to fiscal management.

*Section 1C: Evaluate staffing and determine where funded vacancies can be eliminated.*

<u>Means of Finance</u>	<b>Staffing and Vacancies</b>
<b>State General Fund (Direct)</b>	\$0
<b>Interagency Transfers</b>	\$0
<b>Fees and Self-generated Revenues</b>	\$0
<b>Statutory Dedications</b>	\$0
<b>Federal Funds</b>	\$0
<b>Total Means of Finance</b>	\$0
 <u>Expenditures</u>	
<b>Commitment Item Category</b>	
Salaries	\$0
Other Compensation	\$0
Related Benefits	\$0
<b>Total Personal Services</b>	<b>\$0</b>
Travel	\$0
Operating Services	\$0
Supplies	\$0
<b>Total Operating Services</b>	<b>\$0</b>
<b>Professional Services</b>	<b>\$0</b>
Other Charges	\$0
Debt Service	\$0
Interagency Transfers	\$0
<b>Total O/C, Debt Service, and IAT</b>	<b>\$0</b>
Acquisitions	\$0
Major Repairs	\$0
<b>Total Acquisitions and Major Repairs</b>	<b>\$0</b>
 <b>TOTAL EXPENDITURES</b>	 <b>\$0</b>
CLASSIFIED POSITIONS	0
UNCLASSIFIED POSITIONS	0
TOTAL AUTHORIZED OTHER CHARGES POSITIONS	0
TOTAL NON-T.O. FTE POSITIONS	0

***Section 1C: Evaluate staffing and determine where funded vacancies can be eliminated.***

**Explain each position that may be reduced with a brief description below:**

- **Budget Optimization:** The LDI has thoroughly reviewed its operating budget in response to Executive Order Number 24-11, Section 1, identifying opportunities for reductions to achieve annualized savings in future fiscal years.
- **Statutory Obligations:** The LDI currently optimizes its funding levels to fulfill statutory obligations, ensuring effective regulation of the insurance industry and protection of the state’s consumers.
- **Financial Significance:** Despite operating on a budget of less than 1% of the state’s overall budget, the LDI, as one of the state’s smallest departments, stands as the state’s second-largest revenue collector, trailing only the Department of Revenue, generating over \$1.3 billion in revenue.
- **Self-Funding Model:** The LDI operates on a self-funded model and does not rely on state general fund dollars. This financial independence allows the agency to maintain a fiscally responsible approach.
- **Historical Fiscal Responsibility:** The agency has consistently reverted surplus collections and unexpended budget resources at the end of each fiscal year, demonstrating a commitment to sound financial management practices.
- **Efficiency and Streamlining:** The LDI currently operates at maximum efficiency, streamlining its processes to provide essential services required by the agency.
- **Ongoing Insurance Crisis:** While recognizing the need to reduce spending, LDI’s critical role in addressing the state’s ongoing insurance crisis emphasizes the importance of considering additional resources for the department that would result in more affordable insurance for Louisiana .
- **Commitment to Collaboration:** The LDI is committed to collaborating with stakeholders to address economic challenges and ensure a balanced and informed approach to fiscal management.

*Section 1D: Evaluate all large acquisitions to determine if there are more cost-effective alternatives or if the acquisition is necessary at all.*

<u>Means of Finance</u>	Acquisitions
<b>State General Fund (Direct)</b>	\$0
<b>Interagency Transfers</b>	\$0
<b>Fees and Self-generated Revenues</b>	\$0
<b>Statutory Dedications</b>	\$0
<b>Federal Funds</b>	\$0
<b>Total Means of Finance</b>	\$0
 <u>Expenditures</u>	
<b>Commitment Item Category</b>	
Salaries	\$0
Other Compensation	\$0
Related Benefits	\$0
<b>Total Personal Services</b>	<b>\$0</b>
Travel	\$0
Operating Services	\$0
Supplies	\$0
<b>Total Operating Services</b>	<b>\$0</b>
<b>Professional Services</b>	<b>\$0</b>
Other Charges	\$0
Debt Service	\$0
Interagency Transfers	\$0
<b>Total O/C, Debt Service, and IAT</b>	<b>\$0</b>
Acquisitions	\$0
Major Repairs	\$0
<b>Total Acquisitions and Major Repairs</b>	<b>\$0</b>
 <b>TOTAL EXPENDITURES</b>	 <b>\$0</b>
CLASSIFIED POSITIONS	0
UNCLASSIFIED POSITIONS	0
TOTAL AUTHORIZED OTHER CHARGES POSITIONS	0
TOTAL NON-T.O. FTE POSITIONS	0

***Section 1D: Evaluate all large acquisitions to determine if there are more cost-effective alternatives or if the acquisition is necessary at all.***

**Explain each acquisition that may be reduced with a brief description below:**

- **Budget Optimization:** The LDI has thoroughly reviewed its operating budget in response to Executive Order Number 24-11, Section 1, identifying opportunities for reductions to achieve annualized savings in future fiscal years.
- **Statutory Obligations:** The LDI currently optimizes its funding levels to fulfill statutory obligations, ensuring effective regulation of the insurance industry and protection of the state’s consumers.
- **Financial Significance:** Despite operating on a budget of less than 1% of the state’s overall budget, the LDI, as one of the state’s smallest departments, stands as the state’s second-largest revenue collector, trailing only the Department of Revenue, generating over \$1.3 billion in revenue.
- **Self-Funding Model:** The LDI operates on a self-funded model and does not rely on state general fund dollars. This financial independence allows the agency to maintain a fiscally responsible approach.
- **Historical Fiscal Responsibility:** The agency has consistently reverted surplus collections and unexpended budget resources at the end of each fiscal year, demonstrating a commitment to sound financial management practices.
- **Efficiency and Streamlining:** The LDI currently operates at maximum efficiency, streamlining its processes to provide essential services required by the agency.
- **Ongoing Insurance Crisis:** While recognizing the need to reduce spending, LDI’s critical role in addressing the state’s ongoing insurance crisis emphasizes the importance of considering additional resources for the department that would result in more affordable insurance for Louisiana .
- **Commitment to Collaboration:** The LDI is committed to collaborating with stakeholders to address economic challenges and ensure a balanced and informed approach to fiscal management.

*Section 1E: Review all programs that are not statutorily required to determine if they can be eliminated, reduced, or phased out.*

<u>Means of Finance</u>	<u>Programs and Initiatives</u>
<b>State General Fund (Direct)</b>	\$0
<b>Interagency Transfers</b>	\$0
<b>Fees and Self-generated Revenues</b>	\$0
<b>Statutory Dedications</b>	\$0
<b>Federal Funds</b>	\$0
<b>Total Means of Finance</b>	\$0
 <u>Expenditures</u>	
<b>Commitment Item Category</b>	
Salaries	\$0
Other Compensation	\$0
Related Benefits	\$0
<b>Total Personal Services</b>	<b>\$0</b>
Travel	\$0
Operating Services	\$0
Supplies	\$0
<b>Total Operating Services</b>	<b>\$0</b>
<b>Professional Services</b>	<b>\$0</b>
Other Charges	\$0
Debt Service	\$0
Interagency Transfers	\$0
<b>Total O/C, Debt Service, and IAT</b>	<b>\$0</b>
Acquisitions	\$0
Major Repairs	\$0
<b>Total Acquisitions and Major Repairs</b>	<b>\$0</b>
 <b>TOTAL EXPENDITURES</b>	 <b>\$0</b>
CLASSIFIED POSITIONS	0
UNCLASSIFIED POSITIONS	0
TOTAL AUTHORIZED OTHER CHARGES POSITIONS	0
TOTAL NON-T.O. FTE POSITIONS	0



***Section 1E: Review all programs that are not statutorily required to determine if they can be eliminated, reduced, or phased out.***

**Explain each program or initiative that may be eliminated, reduced, or phased out below.**

- **Budget Optimization:** The LDI has thoroughly reviewed its operating budget in response to Executive Order Number 24-11, Section 1, identifying opportunities for reductions to achieve annualized savings in future fiscal years.
- **Statutory Obligations:** The LDI currently optimizes its funding levels to fulfill statutory obligations, ensuring effective regulation of the insurance industry and protection of the state’s consumers.
- **Financial Significance:** Despite operating on a budget of less than 1% of the state’s overall budget, the LDI, as one of the state’s smallest departments, stands as the state’s second-largest revenue collector, trailing only the Department of Revenue, generating over \$1.3 billion in revenue.
- **Self-Funding Model:** The LDI operates on a self-funded model and does not rely on state general fund dollars. This financial independence allows the agency to maintain a fiscally responsible approach.
- **Historical Fiscal Responsibility:** The agency has consistently reverted surplus collections and unexpended budget resources at the end of each fiscal year, demonstrating a commitment to sound financial management practices.
- **Efficiency and Streamlining:** The LDI currently operates at maximum efficiency, streamlining its processes to provide essential services required by the agency.
- **Ongoing Insurance Crisis:** While recognizing the need to reduce spending, LDI’s critical role in addressing the state’s ongoing insurance crisis emphasizes the importance of considering additional resources for the department that would result in more affordable insurance for Louisiana .
- **Commitment to Collaboration:** The LDI is committed to collaborating with stakeholders to address economic challenges and ensure a balanced and informed approach to fiscal management.

**Section 1F: Review all activities to identify areas of duplication within the department or across departments.**

<u>Means of Finance</u>	<u>Areas of Duplication</u>
<b>State General Fund (Direct)</b>	\$0
<b>Interagency Transfers</b>	\$0
<b>Fees and Self-generated Revenues</b>	\$0
<b>Statutory Dedications</b>	\$0
<b>Federal Funds</b>	\$0
<b>Total Means of Finance</b>	\$0
 <u>Expenditures</u>	
<b>Commitment Item Category</b>	
Salaries	\$0
Other Compensation	\$0
Related Benefits	\$0
<b>Total Personal Services</b>	<b>\$0</b>
Travel	\$0
Operating Services	\$0
Supplies	\$0
<b>Total Operating Services</b>	<b>\$0</b>
<b>Professional Services</b>	<b>\$0</b>
Other Charges	\$0
Debt Service	\$0
Interagency Transfers	\$0
<b>Total O/C, Debt Service, and IAT</b>	<b>\$0</b>
Acquisitions	\$0
Major Repairs	\$0
<b>Total Acquisitions and Major Repairs</b>	<b>\$0</b>
 <b>TOTAL EXPENDITURES</b>	 <b>\$0</b>
CLASSIFIED POSITIONS	0
UNCLASSIFIED POSITIONS	0
TOTAL AUTHORIZED OTHER CHARGES POSITIONS	0
TOTAL NON-T.O. FTE POSITIONS	0

***Section 1F: Review all activities to identify areas of duplication within the department or across departments.***

**Explain duplications of efforts elsewhere, and where the duplication is occurring below:**

- **Budget Optimization:** The LDI has thoroughly reviewed its operating budget in response to Executive Order Number 24-11, Section 1, identifying opportunities for reductions to achieve annualized savings in future fiscal years.
- **Statutory Obligations:** The LDI currently optimizes its funding levels to fulfill statutory obligations, ensuring effective regulation of the insurance industry and protection of the state’s consumers.
- **Financial Significance:** Despite operating on a budget of less than 1% of the state’s overall budget, the LDI, as one of the state’s smallest departments, stands as the state’s second-largest revenue collector, trailing only the Department of Revenue, generating over \$1.3 billion in revenue.
- **Self-Funding Model:** The LDI operates on a self-funded model and does not rely on state general fund dollars. This financial independence allows the agency to maintain a fiscally responsible approach.
- **Historical Fiscal Responsibility:** The agency has consistently reverted surplus collections and unexpended budget resources at the end of each fiscal year, demonstrating a commitment to sound financial management practices.
- **Efficiency and Streamlining:** The LDI currently operates at maximum efficiency, streamlining its processes to provide essential services required by the agency.
- **Ongoing Insurance Crisis:** While recognizing the need to reduce spending, LDI’s critical role in addressing the state’s ongoing insurance crisis emphasizes the importance of considering additional resources for the department that would result in more affordable insurance for Louisiana .
- **Commitment to Collaboration:** The LDI is committed to collaborating with stakeholders to address economic challenges and ensure a balanced and informed approach to fiscal management.

**Section 1G: Determine any other discretionary State General Fund spending that can be reduced or eliminated.**

<u>Means of Finance</u>	<b>Discretionary Reductions</b>
<b>State General Fund (Direct)</b>	\$0
<b>Interagency Transfers</b>	\$0
<b>Fees and Self-generated Revenues</b>	\$0
<b>Statutory Dedications</b>	\$0
<b>Federal Funds</b>	\$0
<b>Total Means of Finance</b>	\$0
<b><u>Expenditures</u></b>	
<b>Commitment Item Category</b>	
Salaries	\$0
Other Compensation	\$0
Related Benefits	\$0
<b>Total Personal Services</b>	<b>\$0</b>
Travel	\$0
Operating Services	\$0
Supplies	\$0
<b>Total Operating Services</b>	<b>\$0</b>
<b>Professional Services</b>	<b>\$0</b>
Other Charges	\$0
Debt Service	\$0
Interagency Transfers	\$0
<b>Total O/C, Debt Service, and IAT</b>	<b>\$0</b>
Acquisitions	\$0
Major Repairs	\$0
<b>Total Acquisitions and Major Repairs</b>	<b>\$0</b>
 <b>TOTAL EXPENDITURES</b>	 <b>\$0</b>
CLASSIFIED POSITIONS	0
UNCLASSIFIED POSITIONS	0
TOTAL AUTHORIZED OTHER CHARGES POSITIONS	0
TOTAL NON-T.O. FTE POSITIONS	0

***Section 1G: Determine any other discretionary State General Fund spending that can be reduced or eliminated.***

**Explain the nature of any discretionary reductions below:**

Not Applicable.

*Section 1H: Determine any other efficiencies that can be implemented to save State General Fund dollars or improve delivery of services without increasing costs.*

<u>Means of Finance</u>	Efficiencies
<b>State General Fund (Direct)</b>	\$0
<b>Interagency Transfers</b>	\$0
<b>Fees and Self-generated Revenues</b>	\$0
<b>Statutory Dedications</b>	\$0
<b>Federal Funds</b>	\$0
<b>Total Means of Finance</b>	\$0
 <u>Expenditures</u>	
<b>Commitment Item Category</b>	
Salaries	\$0
Other Compensation	\$0
Related Benefits	\$0
<b>Total Personal Services</b>	<b>\$0</b>
Travel	\$0
Operating Services	\$0
Supplies	\$0
<b>Total Operating Services</b>	<b>\$0</b>
<b>Professional Services</b>	<b>\$0</b>
Other Charges	\$0
Debt Service	\$0
Interagency Transfers	\$0
<b>Total O/C, Debt Service, and IAT</b>	<b>\$0</b>
Acquisitions	
Major Repairs	
<b>Total Acquisitions and Major Repairs</b>	<b>\$0</b>
 <b>TOTAL EXPENDITURES</b>	 <b>\$0</b>
CLASSIFIED POSITIONS	0
UNCLASSIFIED POSITIONS	0
TOTAL AUTHORIZED OTHER CHARGES POSITIONS	0
TOTAL NON-T.O. FTE POSITIONS	0

***Section 1H: Determine any other efficiencies that can be implemented to save State General Fund dollars or improve delivery of services without increasing costs.***

**Explain the nature and source of the identified efficiencies below:**

Not Applicable.



This page has been intentionally left blank





This page has been intentionally left blank

