

Agency Budget Request

FISCAL YEAR 2020–2021



Department of Environmental Quality
856 — Office of Environmental Quality

Signature Page	1
Operational Plan	3
Budget Request Overview	65
Agency Summary Statement	66
Total Agency	66
Program Summary Statement	77
8561 - Office of the Secretary	77
8562 - Office of Environmental Compliance	84
8563 - Office of Environmental Services	93
8564 - Office of Management and Finance	100
8565 - Office of Environmental Assessment	109
Source of Funding Summary	118
Agency Overview	118
Source of Funding Detail	120
Interagency Transfers	120
Fees & Self-Generated	122
Statutory Dedications	128
Federal Funds	142
Expenditures by Means of Financing	176
Existing Operating Budget	176
Total Request	181
Revenue Collections/Income	186
Interagency Transfers	186
Fees & Self-Generated	187
Statutory Dedications	188
Federal Funds	192
Justification of Differences	193
Schedule of Requested Expenditures	196
8561 - Office of the Secretary	196
8562 - Office of Environmental Compliance	200
8563 - Office of Environmental Services	204
8564 - Office of Management and Finance	206
8565 - Office of Environmental Assessment	210

Continuation Budget Adjustments	217
Agency Summary Statement	218
Total Agency	218
Continuation Budget Adjustments - Summarized	221
Program Summary Statement	242
8561 - Office of the Secretary	242
8562 - Office of Environmental Compliance	245
8563 - Office of Environmental Services	248
8564 - Office of Management and Finance	251
8565 - Office of Environmental Assessment	254
Continuation Budget Adjustments - by Program	257
Form 471 — Non-recurr Carryforwards	257
Form 497 — Non-recurring Acquisitions and Major Repairs	263
Form 500 — Standard Inflation 2.11%	271
Form 679 — DEQ Inflation Reversal	281
Form 767 — 856 - Training Series Adjustment	291
Form 768 — 856 - Market Adjustments	296
Form 772 — 856 - Base Salary Adjustment	302
Form 774 — 856 - Other Pay Adjustment	308
Form 779 — 856 - Unclassified Salary Adjustment	313
Form 780 — 856 - Double Incumbency Adjustment	315
Form 785 — 856 - Vacancy Adjustment	317
Form 792 — 856 - Related Benefits Adjustment	319
Form 793 — 856 - Attrition	325
Form 837 — 856 - Financial Assurance Position	329
Form 680 — 856 - MOF Swap Q02 to Q01 & Q07	331
Form 690 — 856 - MOF Swap from Q0200 to Q02SG	333
Form 698 — 856 Leg Auditors Adj	339
Form 825 — 856 - Conversion of Non-TO Positions to TO Positions	341
Form 865 — 856 - Budget Reduction for ETF	344
Form 867 — 856-CB8-MFTF Increase due to RSIQs	350
Form 869 — 856 - Acquisitions	352
Technical and Other Adjustments	363
Agency Summary Statement	364
Total Agency	364

Program Breakout	365
Program Summary Statement	366
8561 - Office of the Secretary	366
8562 - Office of Environmental Compliance	367
8563 - Office of Environmental Services	368
8564 - Office of Management and Finance	369
8565 - Office of Environmental Assessment	370
Technical and Other Adjustments	371
Form 868 — 856 - EDMS Upgrade	371
New or Expanded Requests	375
Agency Summary Statement	376
Total Agency	376
Program Summary Statement	378
8561 - Office of the Secretary	378
8562 - Office of Environmental Compliance	380
8563 - Office of Environmental Services	382
8564 - Office of Management and Finance	384
8565 - Office of Environmental Assessment	386
Total Request Summary	389
Agency Summary Statement	390
Total Agency	390
Program Summary Statement	393
8561 - Office of the Secretary	393
8562 - Office of Environmental Compliance	396
8563 - Office of Environmental Services	399
8564 - Office of Management and Finance	402
8565 - Office of Environmental Assessment	405
Addenda	409

Signature Page

Budget Request


Fiscal Year Ending June 30, 2021

NAME OF DEPARTMENT:	<u>Department of Environmental Quality</u>	ADDRESS:	<u>P.O. Box 4303</u>
BUDGET UNIT:	<u>Department of Environmental Quality</u>		<u>Baton Rouge, LA</u>
SCHEDULE NO.:	<u>13-856</u>	ZIP CODE:	<u>70821-4303</u>
FAX NO.:	<u>(225) 219-3868</u>	TELEPHONE NO.:	<u>(225) 219-3865</u>

To the Office of Planning and Budget:

We hereby certify that the statements and figures on the accompanying forms are true and correct to the best of our knowledge.

HEAD OF BUDGET UNIT:


Karyn Andrews

TITLE:

Undersecretary

DATE:

October 25, 2019

FINANCIAL CONTACT PERSON:


Theresa Delafosse

TITLE:

Accountant Administrator 4

DATE:

October 25, 2019

Operational Plan

DEPARTMENT ID: 13-Environmental Quality
AGENCY ID: 13-856 Office of Environmental Quality

**OPERATIONAL PLAN
FY 2020-2021**

**OPERATIONAL PLAN FORM
DEPARTMENT DESCRIPTION**

DEPARTMENT NUMBER AND NAME: 13-Environmental Quality

DEPARTMENT MISSION:

The Department's mission is to provide service to the people of Louisiana through comprehensive environmental protection in order to promote and protect health, safety and welfare while considering sound policies that are consistent with statutory mandates.

DEPARTMENT GOAL(S):

The Department has set six goals to accomplish its mission. They are:

1. Protect public health, safety, and welfare by protecting and improving the environment (land, water, and air).
2. Increase compliance with environmental laws (both voluntary and mandatory compliance) that meet state and federal mandates.
3. Operate in an efficient and effective manner.
4. Conduct programs that are consistent with sound policy for employment and economic development.
5. Work to enhance customer service.
6. Work to provide regulatory flexibility.

**OPERATIONAL PLAN FORM
AGENCY (BUDGET UNIT) DESCRIPTION**

AGENCY NUMBER AND NAME: 13-856 - Office of Environmental Quality

AGENCY MISSION:

The mission of the Office of Environmental Quality (OEQ) is to provide strategic administrative oversight necessary to advance and fulfill the role, scope, and function of DEQ. As the managerial and overall policy coordinating agency for the Department, the Office of Environmental Quality will facilitate achievement of environmental improvements by promoting initiatives that serve a broad environmental mandate, and by representing the Department when dealing with external agencies. OEQ fosters improved relationships with DEQ's customers, including community relationships and relations with other governmental agencies. OEQ reviews program objectives and budget priorities to assure they are in accordance with DEQ mandates. The Office of Environmental Quality provides executive oversight and leadership to the five program functions of the Department of Environmental Quality. They are: Office of the Secretary, Office of Environmental Compliance, Office of Environmental Services, Office of Management and Finance and Office of Environmental Assessment.

AGENCY GOAL(S):

The goal of the Office of Environmental Quality is to improve Louisiana's environment by serving as the policy arm of the Department and coordinating agency wide efforts to advance the department's mission, whose central focus is to provide the people of Louisiana with comprehensive environmental protection while considering sound economic development and employment policies.

STATEMENT OF AGENCY STRATEGIES FOR DEVELOPMENT AND IMPLEMENTATION OF HUMAN RESOURCE POLICIES THAT ARE HELPFUL AND BENEFICIAL TO WOMEN AND FAMILIES:

The Department is fully committed to ensuring full compliance with all human resources policies that provide assistance and support to females and families. All policies are monitored for compliance with state and federal rules and regulations. Initiatives that are presently utilized are: flexible work schedules, telecommuting, educational leave, availability of training courses, such as Diversity in the Workplace, Harassment/Discrimination/Workplace Violence, Ethics, etc. The Department also has policies and procedures for Family and Medical Leave and

**OPERATIONAL PLAN FORM
PROGRAM DESCRIPTION**

AGENCY NUMBER AND NAME: 13-856 - Office of Environmental Quality

PROGRAM AUTHORIZATION:

La. R.S. 30:2011.C(1)(a)(i)(ii)

PROGRAM MISSION:

The mission of the Office of the Secretary is to provide strategic administrative oversight necessary to advance and fulfill the role, scope and function of DEQ. As the managerial and overall policy coordinating agency for the Department, the Office of the Secretary will facilitate achievement of environmental improvements by promoting initiatives that serve a broad environmental mandate, and by representing the Department when dealing with external agencies. OSEC will ensure the Department meets its performance and policy objectives by working and coordinating with all program offices.

PROGRAM GOAL(S):

The goal of the Office of the Secretary is to improve Louisiana's environment by serving as the policy arm of the Department and coordinating agency wide efforts to advance the department's mission, whose central focus is to provide the people of Louisiana with comprehensive environmental protection.

PROGRAM ACTIVITY:

Executive Administration provides executive oversight and leadership of the five agency functions of the Department of Environmental Quality. They are: Office of the Secretary, Office of Environmental Compliance, Office of Environmental Services, Office of Management and Finance and Office of Environmental Assessment.

PROGRAM ACTIVITY:

The Business and Community Outreach activity provides both regulatory and non-regulatory approaches to ensure protection and improvement of the environment through technical assistance, outreach and partnership building. This activity serves as the outreach arm for the Louisiana Department of Environmental Quality (DEQ) by providing educational outreach and technical compliance assistance to businesses, municipalities/communities, non-governmental organizations, schools and the public at large. The activity provides outlets for organizations to go above and beyond regulatory requirements by implementing voluntary waste reduction programs and building partnerships with neighboring communities.

PROGRAM ACTIVITY:

The Legal Affairs and Criminal Investigations Division provides advice, consultation, and representation to all offices of the Department and is organized to provide attorneys with expertise and experience for every major type of environmental (and internal) action. Attorneys litigate corrective and compensatory actions to repair environmental damage, pursue environmental violators, collect penalties and fees owed to the department, and defend permit and other agency actions in administrative hearings and in both state and federal courts. The Division also routinely draft, review, and negotiate contracts, agreements, and settlements, and research and prepare legal opinions, reports, and other documentation to support agency decisions and actions. In compliance with La. R.S. 30:2025.F (4), once a determination has been made that a criminal violation of the Louisiana Environmental Quality Act may have occurred, the Department is required to notify the district attorney in whose jurisdiction such possible violation has occurred. The Department is required to provide the district attorney with any and all information necessary to evaluate the alleged violation for criminal prosecution. In doing so, the criminal investigation section supports the overall mission of the Department and acts as the ultimate deterrent to would-be criminal violators of environmental laws. Deterrence is accomplished through arrests, serving search warrants, and developing and investigating environmental criminal cases for prosecution. The criminal investigations section compliments the Department's civil enforcement efforts by focusing on the most egregious, habitual violators and escalating leads to criminal referrals to the district attorney when civil enforcement remedies fail or fall short. The criminal investigations section partners with various state and federal law enforcement agencies on criminal cases with an environmental nexus.

PROGRAM ACTIVITY:

Audit Services conducts performance, operational, investigative, and financial audits of the operations of the Department. Also, Audit Services audits those private entities that do not appear to be paying fees to the Department on a self-reporting basis. These include new and used tire dealers and motor fuel distributors. Audit Services assesses fees and interest on delinquent accounts. These audits provide the Department with assurances that fees are remitted promptly and accurately.

PROGRAM ACTIVITY:

The Communications section handles all media functions including media inquiries, press releases, the LDEQ web site, Facebook, Twitter and YouTube. These activities provide valuable information to the public on LDEQ environmental activities that are of interest to or that impact them. The section has video capabilities and produces educational and informational videos for public outreach and provides support for public hearings, workshops, environmental projects and outreach activities. These include a monthly e-newsletter Discover DEQ, the LDEQ Annual report and informational and education material and brochures.

DEPARTMENT ID: 13-Department of Environmental Quality
 AGENCY ID: 13-856 Office of Environmental Quality
 PROGRAM ID: Office of the Secretary
 PROGRAM ACTIVITY: Executive Administration

1. Through the Executive Administration Activity, to ensure that 95% of the department's program objectives are met annually.

Children's Budget Link:
 Human Resource Policies Beneficial to Women and Families Link:
 Other Links (TANF, Tobacco Settlement, Workforce Development Commission, or Other):

Explanatory Note:

LaPAS PI CODE	L E V E L	PERFORMANCE INDICATOR NAME	PERFORMANCE INDICATOR VALUES					PERFORMANCE AT EXECUTIVE BUDGET LEVEL FY 2020-2021	PERFORMANCE STANDARD AS INITIALLY APPROPRIATED FY 2020-2021
			YEAREND PERFORMANCE STANDARD FY 2018-2019	ACTUAL YEAREND PERFORMANCE FY 2018-2019	PERFORMANCE STANDARD AS INITIALLY APPROPRIATED FY 2019-2020	EXISTING PERFORMANCE STANDARD FY 2019-2020	PERFORMANCE AT CONTINUATION BUDGET LEVEL FY 2020-2021		
6867	K	Percent of DEQ programs meeting objectives	95%	93%	95%	95%	95%		

DEPARTMENT ID: 13-Department of Environmental Quality
 AGENCY ID: 13-856 Office of Environmental Quality
 PROGRAM ID: Office of the Secretary
 PROGRAM ACTIVITY: Business and Community Outreach

2.

K

 Through the Business and Community Outreach Activity, to improve environmental compliance and protection among small businesses, municipalities/communities and non-governmental organizations by providing statewide educational outreach and technical assistance services in FY 2020-2021.

Children's Budget Link:
 Human Resource Policies Beneficial to Women and Families Link:
 Other Links (TANF, Tobacco Settlement, Workforce Development Commission, or Other):

Explanatory Note:

LaPAS PI CODE	L E V E L	PERFORMANCE INDICATOR NAME	PERFORMANCE INDICATOR VALUES						PERFORMANCE STANDARD AS INITIALLY APPROPRIATED FY 2020-2021
			YEAREND PERFORMANCE STANDARD FY 2018-2019	ACTUAL YEAREND PERFORMANCE FY 2018-2019	PERFORMANCE STANDARD AS INITIALLY APPROPRIATED FY 2019-2020	EXISTING PERFORMANCE STANDARD FY 2019-2020	PERFORMANCE AT CONTINUATION BUDGET LEVEL FY 2020-2021	PERFORMANCE AT EXECUTIVE BUDGET LEVEL FY 2020-2021	
23688	K	Percent of EnviroSchool class participants who demonstrate comprehension of the core subject matter.	96%	95%	96%	96%	96%		
23689	K	Percent increase in Environmental Leadership Program participants committed to voluntary pollution reduction beyond regulatory compliance. ¹	10%	10%	10%	10%	10%		
9768	K	Percent of responses to requests for compliance assistance within 90 days.	96%	97%	96%	96%	96%		

¹ There is a finite number of potential members available for new membership; a 10% increase is better aligned with the number of potential members.

DEPARTMENT ID: 13-Department of Environmental Quality
 AGENCY ID: 13-856 Office of Environmental Quality
 PROGRAM ID: Office of the Secretary
 PROGRAM ACTIVITY: Business and Community Outreach

GENERAL PERFORMANCE INFORMATION: Business and Community Outreach						
LaPAS PI CODE	PERFORMANCE INDICATOR NAME	PERFORMANCE INDICATOR VALUES				
		PRIOR YEAR ACTUAL FY 2014-2015	PRIOR YEAR ACTUAL FY 2015-2016	PRIOR YEAR ACTUAL FY 2016-2017	PRIOR YEAR ACTUAL FY 2017-2018	PRIOR YEAR ACTUAL FY 2018-2019
26325	Number of enviroschool class participants ¹	217	228	162	385	179
26326	Number of enviroschool training sessions ¹	18	18	9	6	3

¹ This is a new indicator created in FY2018-2019 to support the key indicator for EnviroSchool.

DEPARTMENT ID: 13-Department of Environmental Quality
 AGENCY ID: 13-856 Office of Environmental Quality
 PROGRAM ID: Office of the Secretary
 PROGRAM ACTIVITY: Legal Affairs & Criminal Investigations

- 3.

K

 Through the Legal Affairs & Criminal Investigations Activity, to respond to all (100%) legal challenges to DEQ actions so that human health and the environment are protected without interruption, and to ensure compliance of all environmental regulatory operations with applicable laws and regulations in FY 2020-2021.

Children's Budget Link:
 Human Resource Policies Beneficial to Women and Families Link:
 Other Links (TANF, Tobacco Settlement, Workforce Development Commission, or Other):

Explanatory Note:

LaPAS PI CODE	L E V E L	PERFORMANCE INDICATOR NAME	PERFORMANCE INDICATOR VALUES						PERFORMANCE STANDARD AS INITIALLY APPROPRIATED FY 2020-2021
			YEAREND PERFORMANCE STANDARD FY 2018-2019	ACTUAL YEAREND PERFORMANCE FY 2018-2019	PERFORMANCE STANDARD AS INITIALLY APPROPRIATED FY 2019-2020	EXISTING PERFORMANCE STANDARD FY 2019-2020	PERFORMANCE AT CONTINUATION BUDGET LEVEL FY 2020-2021	PERFORMANCE AT EXECUTIVE BUDGET LEVEL FY 2020-2021	
9747	K	Percent of referrals for which an initial legal review is provided within 30 business days of receipt.	96%	100%	96%	96%	96%		
23142	K	Percent of legally supported decisions sustained after challenge.	95%	100%	95%	95%	95%		
23686	K	Percent of responses by Ombudsman to complaints involving public participation and environmental justice within 5 business days.	100%	100%	100%	100%	100%		

DEPARTMENT ID: 13-Department of Environmental Quality
 AGENCY ID: 13-856 Office of Environmental Quality
 PROGRAM ID: Office of the Secretary
 PROGRAM ACTIVITY: Legal Affairs & Criminal Investigations

4. K Through the Legal Affairs & Criminal Investigations Activity, to ensure that 100% of the criminal cases investigated by LDEQ CID, which meet established criteria, are referred to the appropriate district attorney as required by La. R.S. 30:2025(F)(4) and the Environmental Quality Act in FY 2020-2021.

Children's Budget Link:
 Human Resource Policies Beneficial to Women and Families Link:
 Other Links (TANF, Tobacco Settlement, Workforce Development Commission, or Other):

Explanatory Note:

LaPAS PI CODE	L E V E L	PERFORMANCE INDICATOR NAME	PERFORMANCE INDICATOR VALUES						PERFORMANCE STANDARD AS INITIALLY APPROPRIATED FY 2020-2021
			YEAREND PERFORMANCE STANDARD FY 2018-2019	ACTUAL YEAREND PERFORMANCE FY 2018-2019	PERFORMANCE STANDARD AS INITIALLY APPROPRIATED FY 2019-2020	EXISTING PERFORMANCE STANDARD FY 2019-2020	PERFORMANCE AT CONTINUATION BUDGET LEVEL FY 2020-2021	PERFORMANCE AT EXECUTIVE BUDGET LEVEL FY 2020-2021	
3727	K	Percent of criminal cases which meet established criteria and pursuant to La. R.S.30:2025 (F)(4) are referred to appropriate district attorney for criminal prosecution	100%	100%	100%	100%	100%		

DEPARTMENT ID: 13-Department of Environmental Quality
 AGENCY ID: 13-856 Office of Environmental Quality
 PROGRAM ID: Office of the Secretary
 PROGRAM ACTIVITY: Legal Affairs & Criminal Investigations

GENERAL PERFORMANCE INFORMATION: Legal Affairs & Criminal Investigations						
LaPAS PI CODE	PERFORMANCE INDICATOR NAME	PERFORMANCE INDICATOR VALUES				
		PRIOR YEAR ACTUAL FY 2014-2015	PRIOR YEAR ACTUAL FY 2015-2016	PRIOR YEAR ACTUAL FY 2016-2017	PRIOR YEAR ACTUAL FY 2017-2018	PRIOR YEAR ACTUAL FY 2018-2019
12450	Number of criminal investigations conducted ¹	20	23	29	23	23
24418	Number of criminal leads	99	98	76	76	86
24419	Number of criminal referrals	14	11	11	13	11
12452	Number of criminal investigations assisted ²	23	49	40	36	13
22205	Number of administrative cases assisted ³	8	8	14	14	26
24420	Number of law enforcement network/ stakeholder development contacts	100	81	70	62	75

¹ Criminal cases are opened from leads (or complaints) which show possible criminal violations

² Criminal investigations assisted are those in which the case is under the direction of another state or federal agency, and the program provides assistance as requested.

³ Administrative cases are those for which investigators' assistance is requested for situations where 1) a particular or advanced level of expertise is needed such as witness interviews, 2) the potential for hostile confrontation exists, 3) the urgency of the situation requires immediate response by all available qualified personnel.

DEPARTMENT ID: 13-Department of Environmental Quality
 AGENCY ID: 13-856 Office of Environmental Quality
 PROGRAM ID: Office of the Secretary
 PROGRAM ACTIVITY: Internal Audits

5. K Through the Audit Activity, to improve compliance with the department's rules and regulations, including those among the state's waste tire dealers and motor fuel distributors by conducting 96% of external compliance audits in the DEQ annual audit plan.

Children's Budget Link:
 Human Resource Policies Beneficial to Women and Families Link:
 Other Links (TANF, Tobacco Settlement, Workforce Development Commission, or Other):

Explanatory Note:

LaPAS PI CODE	L E V E L	PERFORMANCE INDICATOR NAME	PERFORMANCE INDICATOR VALUES						
			YEAREND PERFORMANCE STANDARD FY 2018-2019	ACTUAL YEAREND PERFORMANCE FY 2018-2019	PERFORMANCE STANDARD AS INITIALLY APPROPRIATED FY 2019-2020	EXISTING PERFORMANCE STANDARD FY 2019-2020	PERFORMANCE AT CONTINUATION BUDGET LEVEL FY 2020-2021	PERFORMANCE AT EXECUTIVE BUDGET LEVEL FY 2020-2021	PERFORMANCE STANDARD AS INITIALLY APPROPRIATED FY 2020-2021
9744	K	Percent of compliance audits conducted of those identified in the annual audit plan	96%	100%	96%	96%	96%		

DEPARTMENT ID: 13-Department of Environmental Quality
 AGENCY ID: 13-856 Office of Environmental Quality
 PROGRAM ID: Office of the Secretary
 PROGRAM ACTIVITY: Internal Audits

GENERAL PERFORMANCE INFORMATION: Internal Audits						
LaPAS PI CODE	PERFORMANCE INDICATOR NAME	PERFORMANCE INDICATOR VALUES				
		PRIOR YEAR ACTUAL FY 2014-2015	PRIOR YEAR ACTUAL FY 2015-2016	PRIOR YEAR ACTUAL FY 2016-2017	PRIOR YEAR ACTUAL FY 2017-2018	PRIOR YEAR ACTUAL FY 2018-2019
12444	Total dollar amount of unremitted fees assessed	\$ 392,749	\$ 183,508	\$210,210	\$178,289	\$178,897.00
15702	Total dollar amount of unremitted fees collected	\$ 191,552	\$ 144,148	\$211,516	\$104,194	\$148,941.00
12446	Dollar amount of delinquent motor fuel delivery fees and penalties assessed ¹	\$ 9,470	\$ 17,541	-\$1,008	-\$81,632	-\$16,956.00
22021	Dollar amount of delinquent motor fuel delivery fees and penalties collected ¹	\$ 23,170	\$ 10,045	\$10,412	\$5,732	\$6,034.00
12448	Dollar amount of delinquent waste tire fees, late fees, and interest assessed ¹	\$ 383,279	\$ 165,967	\$211,218	\$259,921	\$195,853.00
13913	Dollar amount of delinquent waste tire fees, late fees and interest collected ¹	\$ 168,382	\$ 134,103	\$201,104	\$98,462	\$142,907.00

¹ Language revised for clarification during strategic planning.

DEPARTMENT ID: 13-Department of Environmental Quality
 AGENCY ID: 13-856 Office of Environmental Quality
 PROGRAM ID: Office of the Secretary
 PROGRAM ACTIVITY: Communications

6.

K

 Through the Communications Activity, to communicate environmental awareness information statewide to the public through all media formats in FY 2020-2021.

Children's Budget Link:
 Human Resource Policies Beneficial to Women and Families Link:
 Other Links (TANF, Tobacco Settlement, Workforce Development Commission, or Other):

Explanatory Note:

LaPAS PI CODE	L E V E L	PERFORMANCE INDICATOR NAME	PERFORMANCE INDICATOR VALUES						
			YEAREND PERFORMANCE STANDARD FY 2018-2019	ACTUAL YEAREND PERFORMANCE FY 2018-2019	PERFORMANCE STANDARD AS INITIALLY APPROPRIATED FY 2019-2020	EXISTING PERFORMANCE STANDARD FY 2019-2020	PERFORMANCE AT CONTINUATION BUDGET LEVEL FY 2020-2021	PERFORMANCE AT EXECUTIVE BUDGET LEVEL FY 2020-2021	PERFORMANCE STANDARD AS INITIALLY APPROPRIATED FY 2020-2021
23140	K	Percent of responses to media requests within 5 business days	100%	100%	100%	100%	100%		

DEPARTMENT ID: 13-Department of Environmental Quality
 AGENCY ID: 13-856 Office of Environmental Quality
 PROGRAM ID: Office of the Secretary
 PROGRAM ACTIVITY: Communications

GENERAL PERFORMANCE INFORMATION: Communications						
LaPAS PI CODE	PERFORMANCE INDICATOR NAME	PERFORMANCE INDICATOR VALUES				
		PRIOR YEAR ACTUAL FY 2014-2015	PRIOR YEAR ACTUAL FY 2015-2016	PRIOR YEAR ACTUAL FY 2016-2017	PRIOR YEAR ACTUAL FY 2017-2018	PRIOR YEAR ACTUAL FY 2018-2019
23685	Number of media mentions regarding DEQ's actions on environmental issues. ¹	7,684	6,359	6,049	4,322	8,189

¹ Language revised for clarification because mentions are pulled from other sources in addition to the newspaper.

**OPERATIONAL PLAN FORM
OPERATIONAL PLAN ADDENDA**

ORGANIZATION AND PROGRAM STRUCTURE CHARTS CHECKLIST:

Organization Chart Attached: X

Program and Activity Structure Chart Attached: X

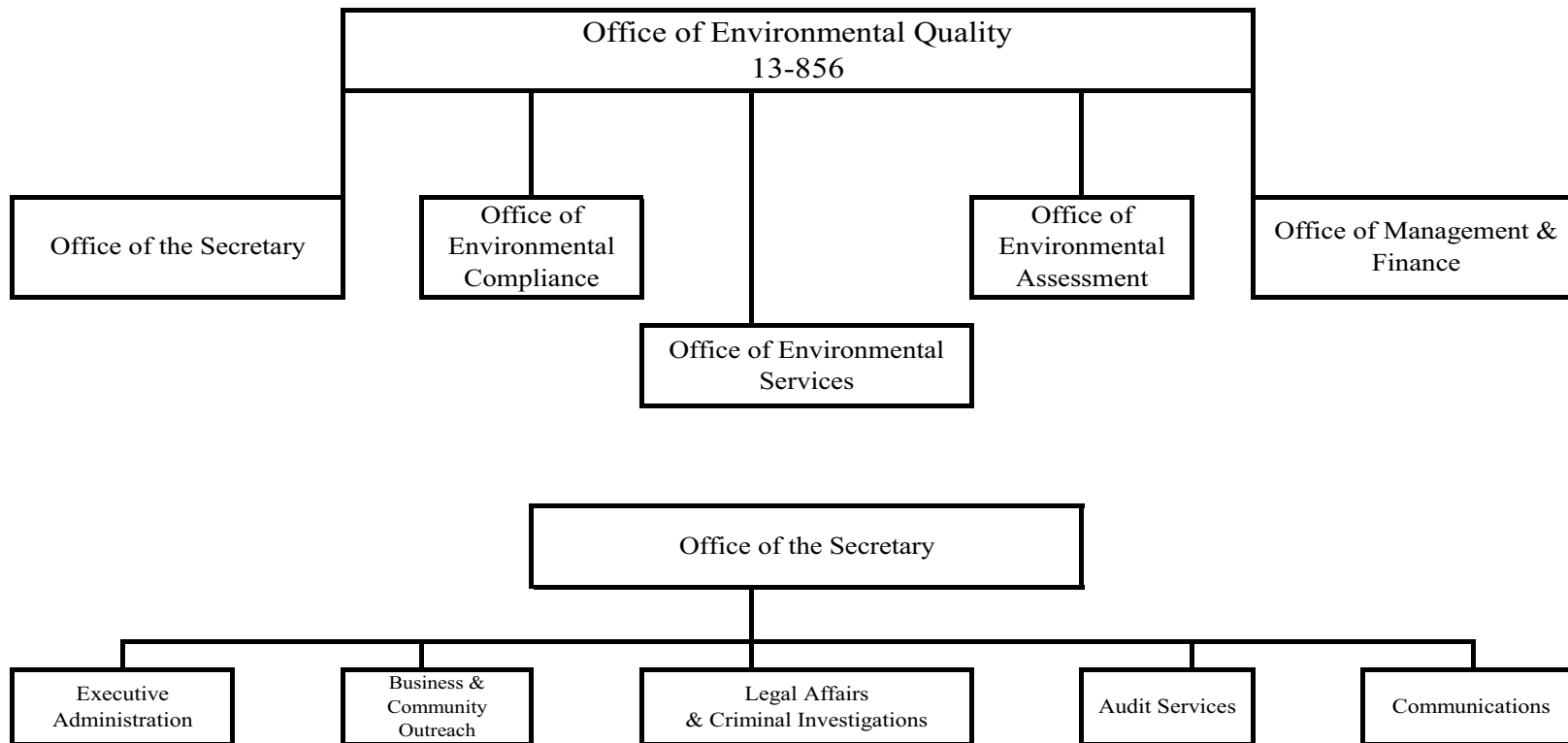
OTHER: List any other attachments to operational plan.

- 1.
- 2.
- 3.

CONTACT PERSON(S):

NAME: Denise Bennett
TITLE: Deputy Secretary
TELEPHONE: 225-219-3951
FAX: 225-325-8226
E-MAIL: denise.bennett@la.gov

NAME: Tomeka Prioleau
TITLE: Strategic Planning Coordinator
TELEPHONE: 225-219-0877
FAX: 225-325-8222
E-MAIL: tomea.prioleau@la.gov



**OPERATIONAL PLAN FORM
PROGRAM DESCRIPTION**

PROGRAM NAME: Office of Environmental Compliance

PROGRAM AUTHORIZATION: La.R.S. 30:2011 (C)(1)(c)

PROGRAM MISSION:

The mission of the Office of Environmental Compliance (OEC), consisting of the Surveillance, Emergency Response and Radiation, and Enforcement Divisions, is to protect the health, safety and welfare of the people and environmental resources of Louisiana. OEC protects the citizens of the state by conducting inspections of permitted and non-permitted facilities, assessing environmental conditions, responding to environmental incidents such as unauthorized releases, spills and citizen complaints, and by providing compliance assistance to the regulated community when appropriate.

The OEC establishes a multimedia compliance approach; creates a uniform approach for compliance activities; assigns accountability and responsibility to appropriate parties; and provides standardized response training for all potential responders. The OEC provides for vigorous and timely resolution of enforcement actions.

PROGRAM GOAL(S):

The goals of the OEC are to operate in an open, fair, and consistent manner; to strive for and assist in attaining environmental compliance in the regulated community; and to protect environmental resources and the health and safety of the citizens of the State of Louisiana.

PROGRAM ACTIVITY:

The function of the Surveillance Division is to inspect facilities for compliance with their permits or other authorizations (regulations, or enforcement actions) by the department and to respond to complaints. The Surveillance activity includes mandated compliance inspections, incident and complaint investigations, and water sampling. The U.S. Environmental Protection Agency (EPA) authorized DEQ to administer, implement, and enforce federal statutes for air, water and hazardous waste. Surveillance, through effective planning, uses an inspection strategy that requires in-depth inspections that focus on achieving meaningful environmental results that promote compliance statewide while also meeting the requirements of state and federal statutory mandates and funding commitments. Planning flexibility allows opportunities to inspect and evaluate unpermitted facilities, and when needed, provide compliance assistance to small and medium facilities to ensure they understand the requirements of environmental regulations. Incident and complaint investigations/inspections are initiated based on information received from citizens, required upset/release notifications, and from other sources of information (such as sister agencies). Ambient water monitoring is conducted statewide under Clean Water Act requirements and policies to ensure there is adequate data to evaluate and set standards related to uses for specific water bodies (swimming, fishing, drinking water supplies). The data is provided to the Water Planning Division (who set standards), and also to the Department of Wildlife and Fisheries (for habitat and aquatic propagation), and Department of Health and Hospitals Drinking Water program, as needed.

PROGRAM ACTIVITY:

The Emergency Response and Radiation Division function is to respond to chemical and environmental emergencies, provide a Single Point of Contact (SPOC) for reporting spills and complaints to the Department, and provide administrative services for radiation sources. Emergency Response (ER) conducts monitoring at incidents where chemicals have been released or have the potential to be released into the environment or to affect public health. ER reviews and monitors cleanup activities at incidents to ensure the protection of the environment and the safety of Louisiana's citizens. Single Point of Contact (SPOC) receives and processes spill and complaint notifications from the general public and routes them to either ER responders or Surveillance inspectors. Chemical Accident Prevention (CAP) inspects specially designated facilities, which if involved in a catastrophic release, would affect a significant segment of a population with life-threatening chemical exposure. CAP inspections verify these facilities are conducting required maintenance, have sufficient response resources allocated, and have trained personnel and up-to-date plans in place to protect the public in the event of a catastrophic release. Radiological Emergency Planning & Response (REP&R) plans, coordinates and implements training to meet Nuclear Regulatory Commission (NRC) requirements for three nuclear power plants. REP&R provides training to first responders that would come in contact with low level radiation shipments that routinely travel Interstate-20. Radiation administers testing of radiographers that certify competency to safely and knowledgeably handle and utilize radioactive sources. In addition, Radiation registers licenses and inspects all radioactive sources in the state. These sources, found extensively in medical and industrial settings, are used for the treatment and identification of disease, to locate flaws in construction where conventional inspection means would be inadequate and in maintenance of the thousands of miles of pipelines throughout the state.

PROGRAM ACTIVITY:

The Enforcement Division function is to ensure compliance with the environmental permitting laws and regulations and to deter future non-compliance by issuing the appropriate enforcement actions, thus encouraging a level playing field. Enforcement activity strives to ensure that the government, the private sector, and the public comply with federal and state laws designed to protect human health and the environment and sustain the environmental resources of the state. Enforcement works to achieve this goal by: 1) comprehensive review of inspection reports generated during inspections; 2) assign accountability to violators; 3) issue timely and appropriate enforcement actions designed to effectively obtain compliance; 4) assess and collect penalties issued to violators of state and federal environmental laws and regulations; 5) maintain environmental compliance databases; 6) provide regulatory expertise in the negotiation, litigation, and settlement of cases; and 7) provide awareness of environmental compliance. Priority is given to cases posing the greatest risk to human health or environmental resources in order to ensure prompt mitigation of any damages caused by the noncompliance.

DEPARTMENT ID: 13 - Department of Environmental Quality
 AGENCY ID: 13-856 Office of Environmental Quality
 PROGRAM ID: Office of Environmental Compliance
 PROGRAM ACTIVITY: Surveillance

- 1.

K

 Through the Surveillance Activity, to inspect regulated facilities related to air emissions, solid and hazardous waste, waste tires, water discharges and asbestos statewide following procedures outlined in the Compliance Monitoring Strategy in FY 2020-2021.

Children's Budget Link:
 Human Resource Policies Beneficial to Women and Families Link:
 Other Links (TANF, Tobacco Settlement, Workforce Development Commission, or Other):

Explanatory Note:

LaPAS PI CODE	L E V E L	PERFORMANCE INDICATOR NAME	PERFORMANCE INDICATOR VALUES					PERFORMANCE AT EXECUTIVE BUDGET LEVEL FY 2020-2021	PERFORMANCE STANDARD AS INITIALLY APPROPRIATED FY 2020-2021
			YEAREND PERFORMANCE STANDARD FY 2018-2019	ACTUAL YEAREND PERFORMANCE FY 2018-2019	PERFORMANCE STANDARD AS INITIALLY APPROPRIATED FY 2019-2020	EXISTING PERFORMANCE STANDARD FY 2019-2020	PERFORMANCE AT CONTINUATION BUDGET LEVEL FY 2020-2021		
9756	K	Percent of air Title V facilities inspected	50%	52%	50%	50%	50%		
9757	K	Percent of hazardous waste treatment, storage and disposal facilities inspected	50%	48%	50%	50%	50%		
9758	K	Percent of permitted solid waste facilities inspected	70%	70%	70%	70%	70%		
6886	K	Percent of major water facilities inspected	50%	50%	50%	50%	50%		
6887	K	Percent of significant minor water facilities inspected	20%	20%	20%	20%	20%		
9759	K	Percent of waste tire generators inspected	20%	20%	20%	20%	20%		

DEPARTMENT ID: 13-Department of Environmental Quality
 AGENCY ID: 13-856 Office of Environmental Quality
 PROGRAM ID: Office of Environmental Compliance
 PROGRAM ACTIVITY: Surveillance

GENERAL PERFORMANCE INFORMATION: Surveillance						
LaPAS PI CODE	PERFORMANCE INDICATOR NAME	PERFORMANCE INDICATOR VALUES				
		PRIOR YEAR ACTUAL FY 2014-2015	PRIOR YEAR ACTUAL FY 2015-2016	PRIOR YEAR ACTUAL FY 2016-2017	PRIOR YEAR ACTUAL FY 2017-2018	PRIOR YEAR ACTUAL FY 2018-2019
25180	Number of top-rated asbestos projects inspected ¹	237	262	299	360	329

¹ The universe of top-rated asbestos projects is continuously changing depending on when or if asbestos is found, and the project start dates are controlled by the contractor performing the work and not DEQ. EPA currently requests the actual number of these projects inspected.

DEPARTMENT ID: 13 - Department of Environmental Quality
 AGENCY ID: 13-856 Office of Environmental Quality
 PROGRAM ID: Office of Environmental Compliance
 PROGRAM ACTIVITY: Surveillance

2.

K

 Through the Surveillance Activity, to monitor and sample approximately 25% of targeted surface water subsegments from 496 named waterbody subsegments statewide annually.

Children's Budget Link:
 Human Resource Policies Beneficial to Women and Families Link:
 Other Links (TANF, Tobacco Settlement, Workforce Development Commission, or Other):

Explanatory Note:

LaPAS PI CODE	L E V E L	PERFORMANCE INDICATOR NAME	PERFORMANCE INDICATOR VALUES						
			YEAREND PERFORMANCE STANDARD FY 2018-2019	ACTUAL YEAREND PERFORMANCE FY 2018-2019	PERFORMANCE STANDARD AS INITIALLY APPROPRIATED FY 2019-2020	EXISTING PERFORMANCE STANDARD FY 2019-2020	PERFORMANCE AT CONTINUATION BUDGET LEVEL FY 2020-2021	PERFORMANCE AT EXECUTIVE BUDGET LEVEL FY 2020-2021	PERFORMANCE STANDARD AS INITIALLY APPROPRIATED FY 2020-2021
9751	K	Percent of waterbody subsegments monitored and sampled ¹	25%	25%	25%	25%	25%		

¹ This indicator is reported based on the federal fiscal year.

DEPARTMENT ID: 13 - Department of Environmental Quality
 AGENCY ID: 13-856 Office of Environmental Quality
 PROGRAM ID: Office of Environmental Compliance
 PROGRAM ACTIVITY: Surveillance

3.

K

 Through the Surveillance Activity, to address 85% of reported environmental incidents and citizen complaints within 10 business days of receipt of notification from Single Point of Contact (SPOC) in FY 2020-2021.

Children's Budget Link:
 Human Resource Policies Beneficial to Women and Families Link:
 Other Links (TANF, Tobacco Settlement, Workforce Development Commission, or Other):

Explanatory Note:

LaPAS PI CODE	L E V E L	PERFORMANCE INDICATOR NAME	PERFORMANCE INDICATOR VALUES					PERFORMANCE AT EXECUTIVE BUDGET LEVEL FY 2020-2021	PERFORMANCE STANDARD AS INITIALLY APPROPRIATED FY 2020-2021
			YEAREND PERFORMANCE STANDARD FY 2018-2019	ACTUAL YEAREND PERFORMANCE FY 2018-2019	PERFORMANCE STANDARD AS INITIALLY APPROPRIATED FY 2019-2020	EXISTING PERFORMANCE STANDARD FY 2019-2020	PERFORMANCE AT CONTINUATION BUDGET LEVEL FY 2020-2021		
9764	K	Percent of environmental incidents and citizen complaints addressed within 10 business days of receiving notification	85%	89%	85%	85%	85%		

DEPARTMENT ID: 13-Department of Environmental Quality
 AGENCY ID: 13-856 Office of Environmental Quality
 PROGRAM ID: Office of Environmental Compliance
 PROGRAM ACTIVITY: Surveillance

GENERAL PERFORMANCE INFORMATION: Surveillance						
LaPAS PI CODE	PERFORMANCE INDICATOR NAME	PERFORMANCE INDICATOR VALUES				
		PRIOR YEAR ACTUAL FY 2014-2015	PRIOR YEAR ACTUAL FY 2015-2016	PRIOR YEAR ACTUAL FY 2016-2017	PRIOR YEAR ACTUAL FY 2017-2018	PRIOR YEAR ACTUAL FY 2018-2019
15801	Number of spill notifications	3,974	3402	3,265	3,133	2,881
15802	Number of citizen complaints	3,362	2787	3,268	3,270	3,085

DEPARTMENT ID: 13-Department of Environmental Quality
 AGENCY ID: 13-856 Office of Environmental Quality
 PROGRAM ID: Office of Environmental Compliance
 PROGRAM ACTIVITY: Emergency & Radiological Services

4. K Through the Emergency & Radiological Services Activity, to assess and protect the general public’s safety regarding the operation of nuclear power plants and the use of radiation sources and radiological and chemical emergencies statewide in FY 2020-2021.

Children's Budget Link:
 Human Resource Policies Beneficial to Women and Families Link:
 Other Links (TANF, Tobacco Settlement, Workforce Development Commission, or Other):

Explanatory Note:

LaPAS PI CODE	L E V E L	PERFORMANCE INDICATOR NAME	PERFORMANCE INDICATOR VALUES						
			YEAREND PERFORMANCE STANDARD FY 2018-2019	ACTUAL YEAREND PERFORMANCE FY 2018-2019	PERFORMANCE STANDARD AS INITIALLY APPROPRIATED FY 2019-2020	EXISTING PERFORMANCE STANDARD FY 2019-2020	PERFORMANCE AT CONTINUATION BUDGET LEVEL FY 2020-2021	PERFORMANCE AT EXECUTIVE BUDGET LEVEL FY 2020-2021	PERFORMANCE STANDARD AS INITIALLY APPROPRIATED FY 2020-2021
3672	K	Percent of emergency planning objectives demonstrated	100%	100%	100%	100%	100%		
9767	K	Percent of radioactive material applications for registration, licensing, and certification processed within 30 business days of receipt. ¹	95%	99%	95%	95%	95%		
9760	K	Percent of radiation licenses inspected	90%	91%	90%	90%	90%		
9761	K	Percent of x-ray registrations inspected	85%	84%	85%	85%	85%		
9762	K	Percent of mammography facilities inspected	100%	97%	100%	100%	100%		

¹ Language updated during strategic planning process.

DEPARTMENT ID: 13-Department of Environmental Quality
 AGENCY ID: 13-856 Office of Environmental Quality
 PROGRAM ID: Office of Environmental Compliance
 PROGRAM ACTIVITY: Enforcement

- 5.

K

 Through the Enforcement Activity, to increase compliance with environmental laws and regulations statewide by implementing a comprehensive enforcement process including regulatory awareness in FY 2020-2021.

Children's Budget Link:
 Human Resource Policies Beneficial to Women and Families Link:
 Other Links (TANF, Tobacco Settlement, Workforce Development Commission, or Other):

Explanatory Note:

LaPAS PI CODE	L E V E L	PERFORMANCE INDICATOR NAME	PERFORMANCE INDICATOR VALUES						
			YEAREND PERFORMANCE STANDARD FY 2018-2019	ACTUAL YEAREND PERFORMANCE FY 2018-2019	PERFORMANCE STANDARD AS INITIALLY APPROPRIATED FY 2019-2020	EXISTING PERFORMANCE STANDARD FY 2019-2020	PERFORMANCE AT CONTINUATION BUDGET LEVEL FY 2020-2021	PERFORMANCE AT EXECUTIVE BUDGET LEVEL FY 2020-2021	PERFORMANCE STANDARD AS INITIALLY APPROPRIATED FY 2020-2021
9765	K	Percent of enforcement actions issued within the prescribed timelines.	80%	94%	80%	80%	80%		

DEPARTMENT ID: 13-Department of Environmental Quality
 AGENCY ID: 13-856 Office of Environmental Quality
 PROGRAM ID: Office of Environmental Compliance
 PROGRAM ACTIVITY: Enforcement

GENERAL PERFORMANCE INFORMATION: Enforcement						
LaPAS PI CODE	PERFORMANCE INDICATOR NAME	PERFORMANCE INDICATOR VALUES				
		PRIOR YEAR ACTUAL FY 2014-2015	PRIOR YEAR ACTUAL FY 2015-2016	PRIOR YEAR ACTUAL FY 2016-2017	PRIOR YEAR ACTUAL FY 2017-2018	PRIOR YEAR ACTUAL FY 2018-2019
15803	Number of air quality enforcement actions issued	279	261	312	319	366
15804	Number of solid waste enforcement actions issued	391	396	470	496	561
15805	Number of hazardous waste enforcement actions issued	52	77	94	114	89
15806	Number of water quality enforcement actions issued	577	683	463	437	498
15807	Number of radiation enforcement actions issued	279	286	304	264	193
NEW	Number of underground storage tanks actions issued. ¹	173	239	219	227	86

¹ New GPI created in FY2020-2021 during strategic planning process.

**OPERATIONAL PLAN FORM
OPERATIONAL PLAN ADDENDA**

ORGANIZATION AND PROGRAM STRUCTURE CHARTS CHECKLIST:

Organization Chart Attached: X

Program and Activity Structure Chart Attached: X

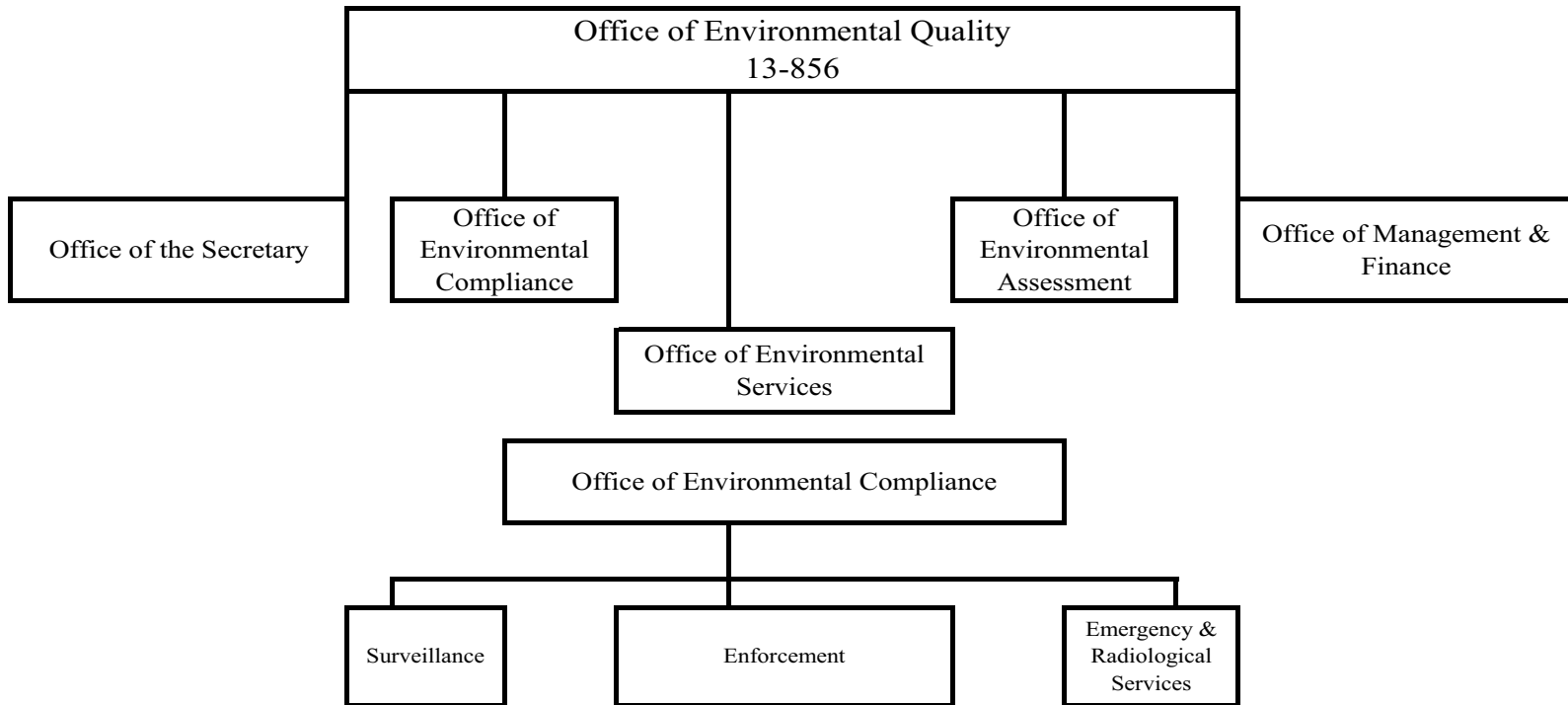
OTHER: List any other attachments to operational plan.

- 1.
- 2.
- 3.

CONTACT PERSON(S):

NAME: Lourdes Ituralde
TITLE: Assistant Secretary
TELEPHONE: 225-219-3710
FAX: 225-325-8257
E-MAIL: lourdes.ituralde@la.gov

NAME: Tomeka Prioleau
TITLE: Strategic Planning Coordinator
TELEPHONE: 225-219-0877
FAX: 225-325-8222
E-MAIL: tomea.prioleau@la.gov



**OPERATIONAL PLAN FORM
PROGRAM DESCRIPTION**

PROGRAM NAME: Office of Environmental Services

PROGRAM AUTHORIZATION:

La. R.S. 30:2011(C)(1)(d)

PROGRAM MISSION:

The mission of the Office of Environmental Services (OES) is to ensure that the citizens of Louisiana have a clean and healthy environment to live and work in for present and future generations. This will be accomplished by establishing and assessing environmental standards, regulating pollution sources through permitting activities which are consistent with laws and regulations, by providing interface between the department and its customers, by providing improved public participation. The permitting activity will provide single entry/contact point for permitting, including a multimedia team approach; providing technical guidance for permit applications; improve permit tracking; and allow focus on applications with the highest potential for environmental impact.

PROGRAM GOAL(S):

The goal of OES is to maintain, protect and enhance the environment of Louisiana through establishing and assessing environmental standards, permitting and licensing, and by issuing multi-media accreditations, notifications and registrations.

PROGRAM ACTIVITY:

The Air Permits Division's (APD's) function is to ensure the protection of air quality by issuing permits protective of human health and the environment. APD maintains and protects Louisiana's environment and natural resources by conducting comprehensive technical evaluations of incoming air permit applications. Permits must be compliant with the Clean Air Act (CAA) and the Louisiana Environmental Quality Act; accurately reflect all applicable laws and regulations; ensure compliance with federal and state air quality standards; and contain testing, monitoring, recordkeeping, and reporting requirements sufficient to assure compliance with the terms and conditions of the permit. Permit decisions are based on sound, comprehensive information that is scientifically and economically supported. Louisiana has been delegated by U.S. Environmental Protection Agency (EPA) to implement the air permitting program established by Title V of the CAA. Other federal requirements implemented by the APD include the Prevention of Significant Deterioration program, the Non-attainment New Source Review program, and the permitting aspects of the Acid Rain Program. The APD also processes applications for other actions such as administrative amendments, authorizations to construct, changes of tank service, exemptions to test, variances, Emission Reduction Credits, and issues applicability determinations and other letters of response. While EPA retains oversight of the APD's Part 70 Operating Permits Program, no activities duplicate or overlap with those of federal government or another state agency. Nor are APD's services available elsewhere in the public sector or in the private sector. DEQ has been given jurisdiction over matters affecting the regulation of the environment within the state, including the regulation of air quality (R.S. 30:2011(A)(1)). APD also reviews and performs air quality modeling for air permits to ensure that emissions from permitted facilities will not cause a violation of air quality standards.

PROGRAM ACTIVITY:

The Waste Permits Division (WSTPD) function is to ensure protection of the soil and groundwater resources by issuing permits and standards that are protective of human health and the environment. WSTPD performs comprehensive technical reviews of permit requests and regulatory determinations for generators, processors, and disposers of solid and hazardous waste. WSTPD issues operating and post-closure permits for hazardous waste treatment, storage, and/or disposal facilities. For solid waste, the WSTPD issues operating permits to municipal landfills, industrial landfills, construction and demolition debris landfills, surface impoundments, processors, processing transfer stations, composting facilities, and separation, woodwaste processing facilities, and waste tire processors. The WSTPD also supervises the proper closure of solid and hazardous waste management facilities. The WSTPD reviews, comments on, and approves closure plans requiring monitoring of groundwater in the vicinity of closed landfills and surface impoundments. Additionally, the WSTPD provides technical expertise and reviews groundwater monitoring reports, monitoring well installation and construction plans, assessment and corrective action monitoring reports and work plans, groundwater statistical evaluations, and plugging and abandonment of groundwater monitoring wells via the geology section. All permit applications and submittals are reviewed to ensure compliance with the Louisiana Environmental Quality Act and applicable local, state, and federal regulations. Permit decisions are based on sound scientific and economic principles, and are balanced to protect the natural resources of the state while providing an important benefit to the general public, municipalities, and industry for allowing waste to be handled in a manner that is protective of human health and the environment. The WSTPD also reviews, processes, and responds to other requests such as solid waste beneficial reuse, one-time soil reuse, waste tire beneficial reuse, household hazardous waste collection events and facilities, local recycling collections, waste minimization plans, technical inquiries from the public, elected officials, and the regulated community. The engineering section in WSTPD is responsible for reviewing engineering specifications for components of the hazardous and solid waste proposed and active landfills, surface impoundments, and other regulated units. This section also reviews trial burns, risk burns and liner sufficiency demonstrations. The WSTPD reviews and approves hazardous waste transfer stations and regulated used oil processors. Act 662 of the 2006 Regular Session of the Legislature enacted as LA R.S. 30:2413.1 and directed the DEQ to develop and implement a comprehensive debris management plan for certain debris generated by natural disasters. The WSTPD issues pre-approvals to emergency debris sites that aid in a more efficient and effective response to natural disasters.

PROGRAM ACTIVITY:

The Water Permits Division (WPD) function is to ensure protection of water quality by issuing permits protective of human health and the environment. WPD is delegated by the Environmental Protection Agency (EPA) to implement the Louisiana Pollutant Discharge Elimination (LPDES) program. WPD is responsible for the issuance of LPDES water permits. Other responsibilities, not related to the LPDES program, include biosolids/sewage sludge permits and registrations, and Clean Water Act water quality certifications. WPD is responsible for coordinating all water permitting and other related activities of the State's LPDES Program for approximately 12,000 permits. Water permits incorporate monitoring, record-keeping, and reporting requirements, to ensure that waters of the state meet all water quality standards, thus protecting human health and the environment. Point source entities which discharge pollutants into surface waters of the state must apply for and obtain a water discharge permit prior to any actual discharge. WPD manages water quality certification activities; these certifications are required for all federal permits and licenses which includes every United States Army Corps of Engineers permit which involves "discharge of fill material into the waters of the United States". The DEQ 401 Water Quality Certification assures that all dredge and fill activity permitted under a 404 permit will be protective of site specific water quality standards. WPD oversees the regulation and permitting of all generators of sewage sludge and biosolids for use or disposal. This affects all domestic wastewater treatment facilities; and selected industrial facilities. Additionally, WPD manages the registration of sewage sludge haulers. DEQ has been given jurisdiction over matters affecting the regulation of the environment within the state, including the regulation of water quality (La. R.S. 30:2001, et seq.).

PROGRAM ACTIVITY:

The Public Participation and Permit Support Division (PPPSD) function is to facilitate public participation and provide administrative, database and certification notifications support to the media-based permit divisions. PPPSD consists of 2 Sections: Permit Support Section (PSS) *and* Notifications and Accreditations Section (NAS). PSS provides administrative services to the media permit divisions in processing applications and issuing permits within statutory and regulatory timelines. PSS also processes notifications for Name and Ownership changes. Permits Application Administrative Review (PAAR) Group receives and analyzes all incoming documents for OES to ensure proper placement into the DEQ's Electronic Document Management System (EDMS). PAAR conducts all initial administrative reviews, creates permitting records in TEMPO (Tools for Environmental Management Protection Organizations), and ensures that all permit fees received are properly handled. Public Participation Group (PPG) ensures that permits generated by OES are properly public noticed as required by state/federal regulation. The group also organizes and conducts all public hearings and/or public meetings for OES. TEMPO Support Group (TSG) manages DEQ's database, TEMPO, used by permits, inspections, enforcement divisions, and fiscal staff to perform many of their duties. TSG converts federal and state regulations into standard database language for use in permits, inspection checklists, and enforcement documents. NAS issues multi media accreditations, notifications, and registrations. Waste, Accreditations, and Reporting (WAR) registers Solid Waste (SW) Generators and Transporters, Sewage Sludge Haulers, conducts certification testing for SW Operators; and maintains information on Annual Hazardous Waste (HW) Reports submitted by Large Quantity Generators and Treatment, Storage, and Disposal facilities (TSDs), in the Resource Conservation and Recovery Act Information database. WAR oversees asbestos and lead training of providers to ensure citizens working to remove asbestos and lead are properly trained, and verifies training and qualifications ensuring proper work practice controls to protect the public from exposure. WAR also reviews Asbestos Management Plans for schools and State buildings to ensure safety of children and adults learning and working in these buildings, and reviews project notifications to ensure contractors are licensed; approved transporters, landfills and manifests are used to track waste. Louisiana Environmental Laboratory Accreditation Program (LELAP) accredits and audits commercial laboratories to confirm approved methods and quality to ensure accuracy, precision, and reliability of data provided to DEQ.

DEPARTMENT ID: 13-Department of Environmental Quality
 AGENCY ID: 13-856 Office of Environmental Quality
 PROGRAM ID: Office of Environmental Services
 PROGRAM ACTIVITY: Air Permits

- 1.

K

 Through the Air Permits Activity, to provide high quality technical evaluations of air quality permit applications for sources requesting initial or substantially modified permits and take final action in the form of approval or denial within 300 days as established by Louisiana regulations, and take final action in the form of approval or denial for sources requesting renewal or minor permit modifications, thereby ensuring protection of ambient air quality by limiting air pollutant levels to federal and state standards in FY 2020-2021.

Children's Budget Link:
 Human Resource Policies Beneficial to Women and Families Link:
 Other Links (TANF, Tobacco Settlement, Workforce Development Commission, or Other):

Explanatory Note:

LaPAS PI CODE	L E V E L	PERFORMANCE INDICATOR NAME	PERFORMANCE INDICATOR VALUES						
			YEAREND PERFORMANCE STANDARD FY 2018-2019	ACTUAL YEAREND PERFORMANCE FY 2018-2019	PERFORMANCE STANDARD AS INITIALLY APPROPRIATED FY 2019-2020	EXISTING PERFORMANCE STANDARD FY 2019-2020	PERFORMANCE AT CONTINUATION BUDGET LEVEL FY 2020-2021	PERFORMANCE AT EXECUTIVE BUDGET LEVEL FY 2020-2021	PERFORMANCE STANDARD AS INITIALLY APPROPRIATED FY 2020-2021
23144	K	Percent of air quality permit applications for which a final action is taken within the regulatory established timeframe of 300 days for initial or substantially modified permits.	94.0%	92.5%	94.0%	94.0%	94.0%		

DEPARTMENT ID: 13 - Department of Environmental Quality
 AGENCY ID: 13-85 Office of Environmental Quality
 PROGRAM ID: Office of Environmental Services
 PROGRAM ACTIVITY: Air Permits

GENERAL PERFORMANCE INFORMATION: Air Permits						
LaPAS PI CODE	PERFORMANCE INDICATOR NAME	PERFORMANCE INDICATOR VALUES				
		PRIOR YEAR ACTUAL FY 2014-2015	PRIOR YEAR ACTUAL FY 2015-2016	PRIOR YEAR ACTUAL FY 2016-2017	PRIOR YEAR ACTUAL FY 2017-2018	PRIOR YEAR ACTUAL FY 2018-2019
15733	Number of air quality permits division work products completed ¹	2,489	2,479	2,795	2,046	2,595
23690	Number of air modeling reviews completed	65	65	73	16	27

¹ Such as new, renewal, major and minor modification applications, variances, exemptions, administrative amendments, letters, banking, authorizations to construct, and relocations of portable facilities.

DEPARTMENT ID: 13 - Department of Environmental Quality
 AGENCY ID: 13-85 Office of Environmental Quality
 PROGRAM ID: Office of Environmental Services
 PROGRAM ACTIVITY: Waste Permits

2. **K** Through the Waste Permits Activity, to provide high quality technical evaluations of solid and hazardous waste permit applications for sources requesting initial or substantially modified permits and take final action in the form of approval or denial within 300 days as established by Louisiana regulations, and take final action in the form of approval or denial for sources requesting renewal or minor permit modifications, thereby ensuring statewide control of solid and hazardous waste in FY 2020-2021.

Children's Budget Link:
 Human Resource Policies Beneficial to Women and Families Link:
 Other Links (TANF, Tobacco Settlement, Workforce Development Commission, or Other):

Explanatory Note:

LaPAS PI CODE	L E V E L	PERFORMANCE INDICATOR NAME	PERFORMANCE INDICATOR VALUES						
			YEAREND PERFORMANCE STANDARD FY 2018-2019	ACTUAL YEAREND PERFORMANCE FY 2018-2019	PERFORMANCE STANDARD AS INITIALLY APPROPRIATED FY 2019-2020	EXISTING PERFORMANCE STANDARD FY 2019-2020	PERFORMANCE AT CONTINUATION BUDGET LEVEL FY 2020-2021	PERFORMANCE AT EXECUTIVE BUDGET LEVEL FY 2020-2021	PERFORMANCE STANDARD AS INITIALLY APPROPRIATED FY 2020-2021
23146	K	Percent of solid and hazardous waste permit applications for which a final action is taken within the regulatory established timeframe of 300 days for initial or substantially modified permits.	85.0%	84.6%	85.0%	85.0%	85.0%		

DEPARTMENT ID: 13-Department of Environmental Quality
 AGENCY ID: 13-856 Office of Environmental Quality
 PROGRAM ID: Office of Environmental Services
 PROGRAM ACTIVITY: Waste Permits

GENERAL PERFORMANCE INFORMATION: Waste Permits						
LaPAS PI CODE	PERFORMANCE INDICATOR NAME	PERFORMANCE INDICATOR VALUES				
		PRIOR YEAR ACTUAL FY 2014-2015	PRIOR YEAR ACTUAL FY 2015-2016	PRIOR YEAR ACTUAL FY 2016-2017	PRIOR YEAR ACTUAL FY 2017-2018	PRIOR YEAR ACTUAL FY 2018-2019
15734	Number of solid waste work products completed ¹	814	474	751	291	339
15735	Number of treatment, storage and disposal (hazardous waste facilities) work products completed ²	153	192	155	130	137

¹ Such as New, Renewal, Major mod, Minor mod, Other app., Beneficial use plan, Soil reuse plan, Closure plan, Letters, Orders to close, Groundwater mon. reports, and Financial Assurance.

² Such as New app-oper per, New app-post-clos per., Ren.app-oper per, Ren.app-post-clos per, Other apps, Mods [Class 1, Class 1(1), Class 2, Class 3], Clos.plans, Variances, Trial burn plans, Trial burn monit, Risk burn plans, and Risk burn monit., Letters and Fin. Assur.

³ GPI 9749 was removed as an indicator. These requests occur very infrequently and are not a meaningful indicator of the divisions' objective.

⁴ GPI 25082 moved to OEA. Staff with necessary expertise to perform all aspects of this activity are now located in the Air Planning & Assessment Division in the OEA.

DEPARTMENT ID: 13 - Department of Environmental Quality
 AGENCY ID: 13-856 Office of Environmental Services
 PROGRAM ID: Office of Environmental Services
 PROGRAM ACTIVITY: Water Permits

- 3.

K

 Through the Water Permits Activity, to provide high quality technical evaluations of water quality permit applications for sources requesting initial or substantially modified permits and take final action in the form of approval or denial within 300 days as established by Louisiana regulations; and take final action in the form of approval or denial for sources requesting renewal or minor permit modifications, water quality certifications, and biosolids registrations and permits, thereby ensuring proper state-wide control of point source discharges and water quality in FY2020-2021.

Children's Budget Link:
 Human Resource Policies Beneficial to Women and Families Link:
 Other Links (TANF, Tobacco Settlement, Workforce Development Commission, or Other):

Explanatory Note:

LaPAS PI CODE	L E V E L	PERFORMANCE INDICATOR NAME	PERFORMANCE INDICATOR VALUES						PERFORMANCE STANDARD AS INITIALLY APPROPRIATED FY 2020-2021
			YEAREND PERFORMANCE STANDARD FY 2018-2019	ACTUAL YEAREND PERFORMANCE FY 2018-2019	PERFORMANCE STANDARD AS INITIALLY APPROPRIATED FY 2019-2020	EXISTING PERFORMANCE STANDARD FY 2019-2020	PERFORMANCE AT CONTINUATION BUDGET LEVEL FY 2020-2021	PERFORMANCE AT EXECUTIVE BUDGET LEVEL FY 2020-2021	
23145	K	Percent of water quality permit applications for which a final action is taken within the regulatory established timeframe of 300 days for initial or substantially modified permits.	90.0%	92.7%	90.0%	90.0%	90.0%		

¹ In FY 2017-2018 Performance Indicator 23692 was moved to the new Office of Environmental Assessment under the Water Planning Activity.

DEPARTMENT ID: 13-Department of Environmental Quality
 AGENCY ID: 13-856 Office of Environmental Quality
 PROGRAM ID: Office of Environmental Services
 PROGRAM ACTIVITY: Water Permits

GENERAL PERFORMANCE INFORMATION: Water Permits						
LaPAS PI CODE	PERFORMANCE INDICATOR NAME	PERFORMANCE INDICATOR VALUES				
		PRIOR YEAR ACTUAL FY 2014-2015	PRIOR YEAR ACTUAL FY 2015-2016	PRIOR YEAR ACTUAL FY 2016-2017	PRIOR YEAR ACTUAL FY 2017-2018	PRIOR YEAR ACTUAL FY 2018-2019
15736	Number of individual water quality permit final decisions including master generals issued ^{1,2,3}	366	324	380	365	285
15737	Number of general water quality permit decisions including stormwater decisions issued ^{4,5}	5,694	3,243	3,939	6,261	2,022
24421	Number of water quality certifications completed	257	255	291	234	220
24422	Number of sewage sludge transporter registrations completed	261	334	320	335	306

¹ Language updated for clarification during strategic planning process.

² Such as: new, renewal, master general, major and minor modification permit decisions.

³ Includes individual and master general biosolids permit decisions.

⁴ All coverage under a general permit, including stormwater.

⁵ Includes general biosolids permits.

⁶ In FY 2017-2018 Performance Indicator 25085 was moved to the new Office of Environmental Assessment under the Water Planning Activity.

DEPARTMENT ID: 13 - Department of Environmental Quality
 AGENCY ID: 13-856 Office of Environmental Quality
 PROGRAM ID: Office of Environmental Services
 PROGRAM ACTIVITY: Public Participation and Permit Support

4. K Through the Public Participation & Permit Support Activity, to administratively process 94% of complete permit applications, registrations, notifications, and accreditations within established business timelines in FY 2020-2021.

Children's Budget Link:
 Human Resource Policies Beneficial to Women and Families Link:
 Other Links (TANF, Tobacco Settlement, Workforce Development Commission, or Other):

Explanatory Note:

LaPAS PI CODE	L E V E L	PERFORMANCE INDICATOR NAME	PERFORMANCE INDICATOR VALUES						PERFORMANCE STANDARD AS INITIALLY APPROPRIATED FY 2020-2021
			YEAREND PERFORMANCE STANDARD FY 2018-2019	ACTUAL YEAREND PERFORMANCE FY 2018-2019	PERFORMANCE STANDARD AS INITIALLY APPROPRIATED FY 2019-2020	EXISTING PERFORMANCE STANDARD FY 2019-2020	PERFORMANCE AT CONTINUATION BUDGET LEVEL FY 2020-2021	PERFORMANCE AT EXECUTIVE BUDGET LEVEL FY 2020-2021	
23693	K	Percentage of permit applications, accreditation applications, registrations, and notifications processed within established timelines.	94.0%	97.3%	94.0%	94.0%	94.0%		

DEPARTMENT ID: 13 - Department of Environmental Quality
 AGENCY ID: 13-856 Office of Environmental Quality
 PROGRAM ID: Office of Environmental Services
 PROGRAM ACTIVITY: Public Participation and Permit Support

GENERAL PERFORMANCE INFORMATION: Public Participation and Permit Support						
LaPAS PI CODE	PERFORMANCE INDICATOR NAME	PERFORMANCE INDICATOR VALUES				
		PRIOR YEAR ACTUAL FY 2014-2015	PRIOR YEAR ACTUAL FY 2015-2016	PRIOR YEAR ACTUAL FY 2016-2017	PRIOR YEAR ACTUAL FY 2017-2018	PRIOR YEAR ACTUAL FY 2018-2019
23694	Number of name, ownership, operator changes completed	1,674	1330	1,394	544	644
23695	Number of asbestos management plan activities completed ¹	79	53	73	53	71
23696	Number of asbestos accreditation activities completed ²	3,090	2823	3,146	2,902	3,190
NEW	Number of hazardous waste notification activities completed. ³	Not available	Not available	Not available	646	951

¹ Completed activities include issuances, denials, withdrawals, exclusions, and exemptions.

² Completed activities include issuances, denials, withdrawals, and terminations.

³ Such as hw transporters, hw generators, and hw certifications. This is a new indicator created during strategic planning. Not available is entered because data isn't available for these years.

**OPERATIONAL PLAN FORM
OPERATIONAL PLAN ADDENDA**

ORGANIZATION AND PROGRAM STRUCTURE CHARTS CHECKLIST:

Organization Chart Attached: X

Program and Activity Structure Chart Attached: X

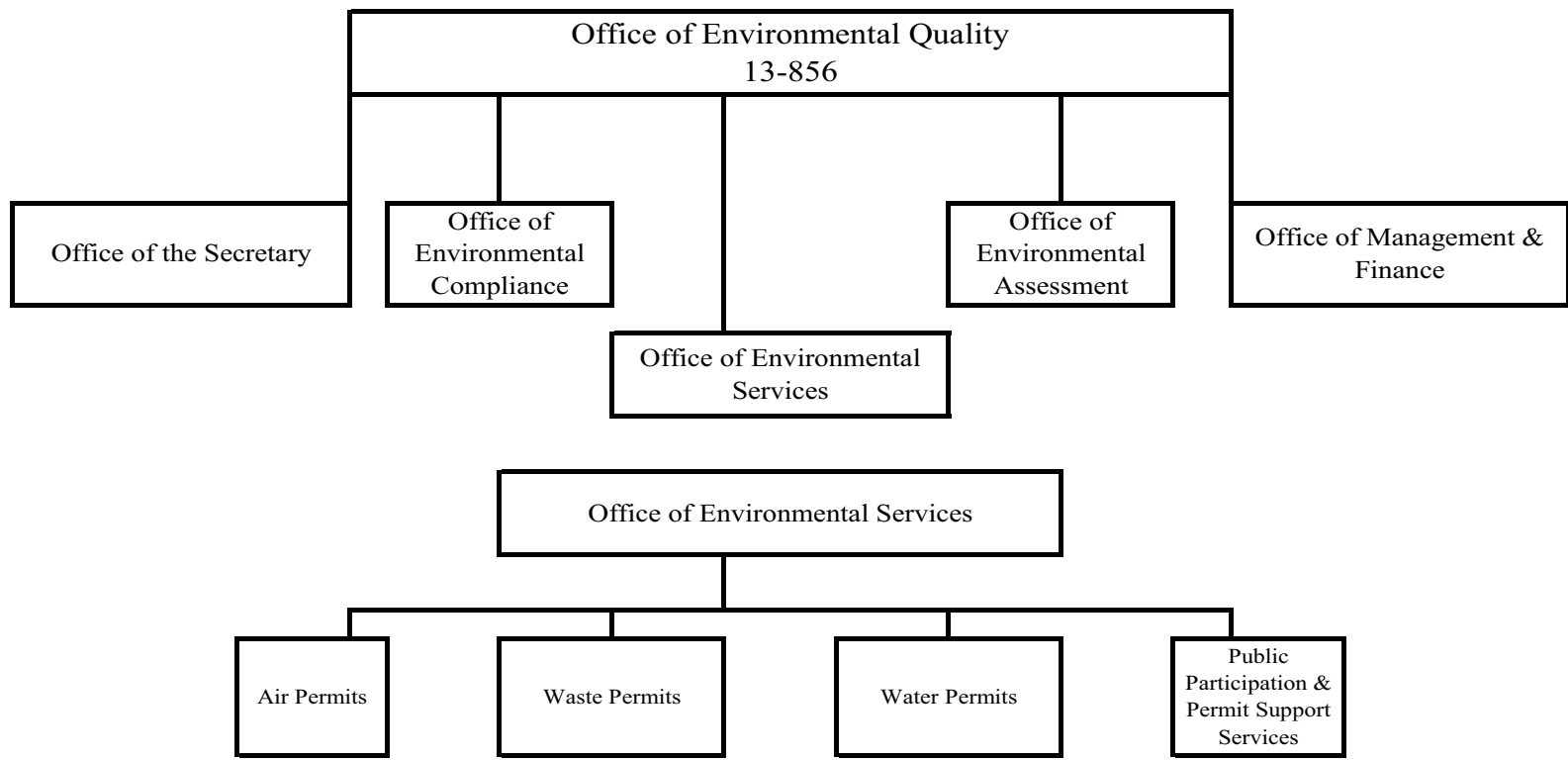
OTHER: List any other attachments to operational plan.

- 1.
- 2.
- 3.

CONTACT PERSON(S):

NAME: Elliott Vega
TITLE: Assistant Secretary
TELEPHONE: 225-219-3180
FAX: 225-219-3156
E-MAIL: elliott.vega2@la.gov

NAME: Tomeka Prioleau
TITLE: Strategic Planning Coordinator
TELEPHONE: 225-219-0877
FAX: 225-325-8222
E-MAIL: tomeka.prioleau@la.gov



**OPERATIONAL PLAN FORM
PROGRAM DESCRIPTION**

PROGRAM NAME: Office of Management & Finance

PROGRAM AUTHORIZATION:

La. R.S. 36:8; R.S. 36:231-239; R.S. 39:1543-1544; R.S. 39:1472; R.S. 30:1-51 et. Seq.

PROGRAM MISSION:

The mission of the Office of Management & Finance is to provide effective and efficient support and resources to all of the Louisiana Department of Environmental Quality (DEQ) Offices and external customers necessary to carry out the mission of the department. The specific role of the Support Services activity is to provide financial and administrative services (property control, safety, and other general services) to the department and its employees.

PROGRAM GOAL(S):

To administer and provide effective and efficient support and resources to all DEQ Offices and external customers.

PROGRAM ACTIVITY:

The Financial and Administrative Services activity includes Budget & Expenditure Reporting, Accounts Payable, Employee Travel Reimbursements, Billing & Data Management, Accounts Receivable, Funds Management, Grant Processing and Expenditure Reporting, Revolving Loan Financial Processing and Reporting, Contract Processing and Management, Property Control, Fleet Maintenance & Reporting, General Services Support, Motor Fuel Trust Fund Reimbursement Processing, and the Customer Service Center (call center, email services, equipment reservation services, conference line services).

PROGRAM ACTIVITY:

The OMF Support activities include Aircraft Services, Safety & Training, Human Resources, Procurement, Information Technology, and Records Management (active and inactive records, imaging, records management policy and procedures, records management training, EDMS support). This section includes the appropriation to pay for services directly provided by the Division of Administration for: Human Resources (HR) from the Office of Human Capital Management, Procurement from the Office of State Procurement, and Information Technology (IT) from the Office of Technology Services.

DEPARTMENT ID: 13 - Department of Environmental Quality
 AGENCY ID: 13-856 - Office of Environmental Quality
 PROGRAM ID: Office of Management & Finance
 PROGRAM ACTIVITY: Financial and Administrative

1.

K

 Through the Financial & Administrative Activity, to facilitate the Financial and Administrative means for the departmental programs to achieve their mandated objectives by providing 100% of the required and necessary business services annually.

Children's Budget Link:
 Human Resource Policies Beneficial to Women and Families Link:
 Other Links (TANF, Tobacco Settlement, Workforce Development Commission, or Other):

Explanatory Note:

LaPAS PI CODE	L E V E L	PERFORMANCE INDICATOR NAME	PERFORMANCE INDICATOR VALUES					PERFORMANCE AT EXECUTIVE BUDGET LEVEL FY 2020-2021	PERFORMANCE STANDARD AS INITIALLY APPROPRIATED FY 2020-2021
			YEAREND PERFORMANCE STANDARD FY 2018-2019	ACTUAL YEAREND PERFORMANCE FY 2018-2019	PERFORMANCE STANDARD AS INITIALLY APPROPRIATED FY 2019-2020	EXISTING PERFORMANCE STANDARD FY 2019-2020	PERFORMANCE AT CONTINUATION BUDGET LEVEL FY 2020-2021		
6939	K	Percentage of completed business transactions.	100%	99%	100%	100%	100%		

DEPARTMENT ID: 13 - Department of Environmental Quality
 AGENCY ID: 13-856 - Office of Environmental Quality
 PROGRAM ID: Office of Management & Finance
 PROGRAM ACTIVITY: OMF Support

- 2.

K

 Through the OMF Support Activity, to provide 100% of the records management services for the DEQ employees and external customers in support of DEQ fulfilling its mission in FY 2020-2021

Children's Budget Link:
 Human Resource Policies Beneficial to Women and Families Link:
 Other Links (TANF, Tobacco Settlement, Workforce Development Commission, or Other):

Explanatory Note:

LaPAS PI CODE	L E V E L	PERFORMANCE INDICATOR NAME	PERFORMANCE INDICATOR VALUES						PERFORMANCE STANDARD AS INITIALLY APPROPRIATED FY 2020-2021
			YEAREND PERFORMANCE STANDARD FY 2018-2019	ACTUAL YEAREND PERFORMANCE FY 2018-2019	PERFORMANCE STANDARD AS INITIALLY APPROPRIATED FY 2019-2020	EXISTING PERFORMANCE STANDARD FY 2019-2020	PERFORMANCE AT CONTINUATION BUDGET LEVEL FY 2020-2021	PERFORMANCE AT EXECUTIVE BUDGET LEVEL FY 2020-2021	
23153	K	Percent of public records requests completed	100%	100%	100%	100%	100%		

**OPERATIONAL PLAN FORM
OPERATIONAL PLAN ADDENDA**

ORGANIZATION AND PROGRAM STRUCTURE CHARTS CHECKLIST:

Organization Chart Attached: X

Program and Activity Structure Chart Attached: X

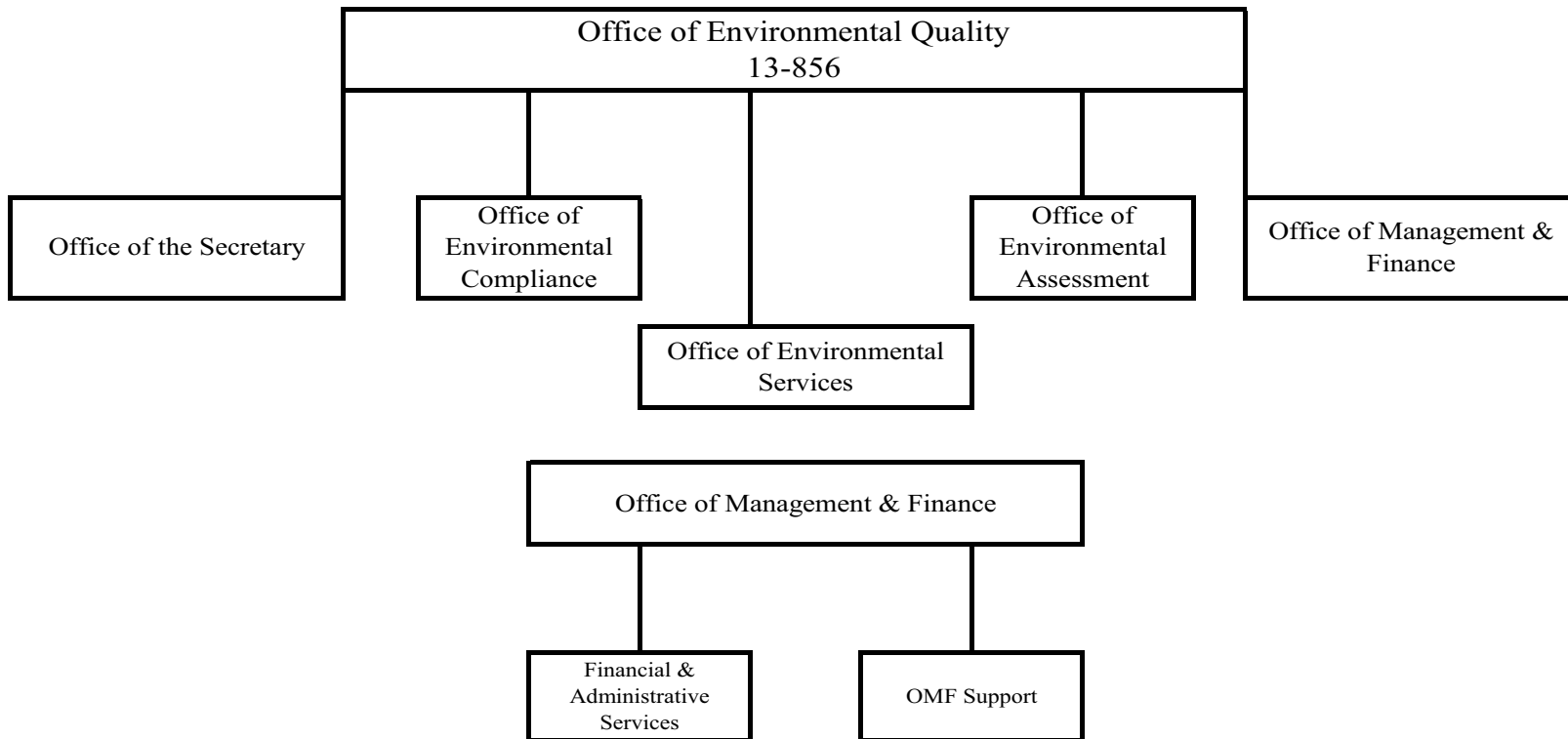
OTHER: List any other attachments to operational plan.

- 1.
- 2.
- 3.

CONTACT PERSON(S):

NAME: Theresa Delafosse
TITLE: Accountant Administrator
TELEPHONE: 225-219-3865
FAX: 225-219-3868
E-MAIL: theresa.delafosse@la.gov

NAME: Tomeka Prioleau
TITLE: Strategic Planning Coordinator
TELEPHONE: 225-219-0877
FAX: 225-325-8222
E-MAIL: tomeka.prioleau@la.gov



OPERATIONAL PLAN FORM PROGRAM DESCRIPTION

PROGRAM NAME: Office of Environmental Assessment

PROGRAM AUTHORIZATION:

La.R.S. 30:2011 (C) (1) (b)

PROGRAM MISSION:

The mission of the Office of Environmental Assessment is to maintain and enhance the environment of the state in order to promote and protect the health, safety and welfare of the people of Louisiana. This program provides an efficient means to develop, implement and enforce regulations, assess, inventory, monitor and analyze releases, and pursue efforts to prevent and to remediate contamination of the environment. The OEA also strives to develop plans and projects to assist stakeholders via financial assistance in environmental restoration and protection actions.

PROGRAM GOAL(S):

Improve the state of environmental protection through effective planning, evaluation and monitoring of the environment.

PROGRAM ACTIVITY:

The Air Planning Division and Assesment Division function is to evaluate the overall quality of the air resources of the state. APAD is responsible for developing and maintaining Louisiana's State Implementation Plan (SIP), which describes control strategies to address all areas within the state with regard to all federally mandated ambient air quality standards. The APAD is responsible for developing comprehensive criteria and toxic pollutant emissions inventories for Louisiana and reports these to EPA. The staff works closely with the regulated community, trade groups, and other state and federal agencies to develop and maintain high quality and current emissions data. The data is used in air modeling demonstrations, developing effective rules and regulations, "reasonable further progress" submittals (demonstrating emission reductions necessary to attain national standards) to EPA, and modeling demonstrations for air permit applications. The Air Planning and Assessment activity also operates and maintains a statewide ambient air monitoring network and provides quality assurance checks on the data produced to determine compliance with requirements of the National Ambient Air Quality Standards (NAAQS). Staff evaluates trend changes in air quality throughout the state. The division maintains the Mobile Air Monitoring Lab - a self-contained mobile laboratory capable of real-time sampling and analysis; and, develops and oversees the federally mandated vehicle Inspection and Maintenance program for areas that are not attaining the federal ozone standard. The APAD represents the department and participates directly in the development of federally required transportation conformity analyses for the state's air quality non-attainment and maintenance areas where applicable. APAD coordinates the development of required motor vehicle emissions budgets and reviews federal aid projects proposed in the state to advise project sponsors of specific general conformity requirements. The staff also performs Stage II Vapor Recovery and Stage I Comprehensive Evaluation Inspections at gasoline fueling stations to ensure compliance of air quality regulations.

PROGRAM ACTIVITY:

The Water Planning and Assessment Division function is to evaluate the overall quality of the water resources of the state, establish and assess water quality standards, and assist with environmental restoration and protection actions. Water quality standards are established to protect the uses of the state waters while not requiring unnecessary treatment costs for business, industries and municipalities. Water quality standards are the basis for water quality assessments, pollution allocations, and permit limits. Water quality assessments are conducted based on ambient data to determine if water bodies are impaired and are reported biennially in the Integrated Report. Protection plans, programs and projects are developed to assist stakeholders, local communities, organizations and citizens to plan environmental restoration and protection actions that are eligible for federal funding.

PROGRAM ACTIVITY:

The Remediation Division (RD) functions to protect the soil, groundwater, and surface water resources of the state from unauthorized future and historical releases to the environment. The RD activity investigates, evaluates, monitors and cleans up contamination at both active facilities and abandoned sites. The RD activity universe includes hazardous waste, solid waste, groundwater, Superfund, and Brownfields sites, as well as large chemical plants and refineries. All site clean-ups, and any contaminants that may be allowed to remain at these sites, must meet the human health risk-based clean-up standards established by state regulation so that human health and the environment are protected and the properties can be safely used. The environmental evaluation and/or remediation of these properties allows contaminated properties to be returned to active commerce while achieving the goal of natural resource preservation. For example, Brownfields are underutilized sites that are either contaminated or perceived to be contaminated. These sites are evaluated and/or cleaned up so that already developed properties can be safely reused, conserving undeveloped areas for other uses. Other sites are discovered during due diligence investigations prior to commercial sales transactions where money is being loaned by banks which require property assessments and some form of environmental "clearance" from the DEQ. The assessments completed under this activity often facilitate these commercial transactions and provide for the appropriate reuse of the property in question. By cleaning up past contamination and preventing future releases, the RD promotes the restoration and preservation of three of Louisiana's most important natural resources – land, groundwater and surface water, for the continued benefit of Louisiana's economy and the use of future generations.

PROGRAM ACTIVITY:

The Underground Storage Tank Division (USTD) functions to protect the soil, groundwater, and surface water resources of the state from unauthorized future and historical releases to the environment from underground storage tank (UST) sites. The USTD activity investigates, evaluates, monitors and cleans up contamination at both active and closed UST sites. All site clean-ups, and any contaminants that may be allowed to remain at these sites, must meet the human health risk-based clean-up standards established by state regulation so that human health and the environment are protected and the properties can be safely used. The environmental evaluation and/or remediation of these properties allows contaminated properties to be returned to active commerce while achieving the goal of natural resource preservation. There are approximately 10,807 USTs at 4,056 UST facilities in Louisiana. As required by the Federal Energy Act of 2005, all tanks must be inspected at least once every three years. Regulations require that these facilities must be constructed, operated, and monitored to minimize leaks, as well as to minimize leak discovery time in the event that leaks occur. USTD conducts inspections to ensure that these facilities are in compliance with regulations, and, if a release does occur, ensures that contamination is detected quickly and cleaned up to levels protective of human health and the environment. By cleaning up past contamination and preventing future releases, the USTD promotes the restoration and preservation of three of Louisiana's most important natural resources – land, groundwater and surface water, for the continued benefit of Louisiana's economy and the use of future generations.

DEPARTMENT ID: 13-Department of Environmental Quality
 AGENCY ID: 13-856 Office of Environmental Quality
 PROGRAM ID: Office of Environmental Assessment
 PROGRAM ACTIVITY: Air Planning and Assessment

1.

K

 Through the Air Planning & Assessment Activity, to assess and protect the general public’s safety regarding ambient air quality analysis statewide in FY 2020-2021.

Children's Budget Link:
 Human Resource Policies Beneficial to Women and Families Link:
 Other Links (TANF, Tobacco Settlement, Workforce Development Commission, or Other):

Explanatory Note:

LaPAS PI CODE	L E V E L	PERFORMANCE INDICATOR NAME	PERFORMANCE INDICATOR VALUES						
			YEAREND PERFORMANCE STANDARD FY 2018-2019	ACTUAL YEAREND PERFORMANCE FY 2018-2019	PERFORMANCE STANDARD AS INITIALLY APPROPRIATED FY 2019-2020	EXISTING PERFORMANCE STANDARD FY 2019-2020	PERFORMANCE AT CONTINUATION BUDGET LEVEL FY 2020-2021	PERFORMANCE AT EXECUTIVE BUDGET LEVEL FY 2020-2021	PERFORMANCE STANDARD AS INITIALLY APPROPRIATED FY 2020-2021
23150	K	Percent of ambient air data captured and reported per the federal requirements for criteria air pollutants ¹	93%	95%	93%	93%	93%		

¹ In FY 2017-2018 Performance Indicator 23150 was moved from the Assessment Activity in the Office of Environmental Compliance.

DEPARTMENT ID: 13-Department of Environmental Quality
 AGENCY ID: 13-856 Office of Environmental Quality
 PROGRAM ID: Office of Environmental Assessment
 PROGRAM ACTIVITY: Air Planning and Assessment

GENERAL PERFORMANCE INFORMATION: Air Planning and Assessment						
LaPAS PI CODE	PERFORMANCE INDICATOR NAME	PERFORMANCE INDICATOR VALUES				
		PRIOR YEAR ACTUAL FY 2014-2015	PRIOR YEAR ACTUAL FY 2015-2016	PRIOR YEAR ACTUAL FY 2016-2017	PRIOR YEAR ACTUAL FY 2017-2018	PRIOR YEAR ACTUAL FY 2018-2019
25082	Number of stack test reviews completed. ¹	234	278	302	209	144

¹ GPI 25082 moved from OES to OEA in FY2020-2021. Staff with necessary expertise to perform all aspects of this activity are now located in the Air Planning & Assessment Division in the OEA.

DEPARTMENT ID: 13-Department of Environmental Quality
 AGENCY ID: 13-856 Office of Environmental Quality
 PROGRAM ID: Office of Environmental Assessment
 PROGRAM ACTIVITY: Water Planning and Assessment

2. K Through the Water Planning & Assessment Activity, to assess and protect the general public's safety regarding overall quality of the water resources statewide in FY 2020-2021.

Children's Budget Link:
 Human Resource Policies Beneficial to Women and Families Link:
 Other Links (TANF, Tobacco Settlement, Workforce Development Commission, or Other):

Explanatory Note:

LaPAS PI CODE	L E V E L	PERFORMANCE INDICATOR NAME	PERFORMANCE INDICATOR VALUES						PERFORMANCE AT EXECUTIVE BUDGET LEVEL FY 2020-2021	PERFORMANCE STANDARD AS INITIALLY APPROPRIATED FY 2020-2021
			YEAREND PERFORMANCE STANDARD FY 2018-2019	ACTUAL YEAREND PERFORMANCE FY 2018-2019	PERFORMANCE STANDARD AS INITIALLY APPROPRIATED FY 2019-2020	EXISTING PERFORMANCE STANDARD FY 2019-2020	PERFORMANCE AT CONTINUATION BUDGET LEVEL FY 2020-2021			
23687	K	Percent of municipalities implementing planned wastewater improvements to ultimately ensure compliance with the federal Clean Water Act using funds from the Clean Water State Revolving Fund. ¹	100%	100%	100%	100%	100%			
23148	K	Cumulative number of watersheds where management measures and/or inspections are being implemented to reduce non-point source pollution discharges. ^{1,3}	23	23%	23	23	20			
23692	S	Percent of water data received that is evaluated for technical acceptability for criteria development, assessments, or modeling activities within 90 days. ¹	96%	100%	96%	96%	96%			
26015	K	Percent of verified mercury fish sampling results posted within 30 days on DEQ website Water Data Portal. ⁴	95%	100%	95%	95%	96%			
26016	K	Percent of official fish consumption advisories posted within 30 days on DEQ website.	95%	100%	95%	95%	96%			
NEW		Number of drinking water source assessments updated, minimizing risk to public health by source water protection. ⁵	Not applicable	Not applicable	Not applicable	Not applicable	175			

¹ In FY 2017-2018 Performance Indicators 23687, 21512, and 23148 were moved from the BCOID Activity in the Office of the Secretary; 23692 was moved from the Water Permitting Activity in the Office of Environmental Services.

² PI 21512 based on the cumulative percent of water systems assessed, has been completed at 100% and therefore removed. The new PI is a count of the number of drinking water sources, water wells and surface water intakes, assessed annually

³ Language updated for clarification. Management measures refers to watersheds where there are implementation plans, and inspections occur in watersheds with or without plans as well. Inspections have been counted in past reporting; however, the previous language was inconsistent because it seemed to only reference watersheds where plans were written.

⁴ Language revised for clarification during strategic planning.

⁵ Performance Indicator created for drinking water activities beginning in FY2020-2021. Not applicable is entered because these activities do not currently exist.

DEPARTMENT ID: 13-Department of Environmental Quality
 AGENCY ID: 13-856 Office of Environmental Quality
 PROGRAM ID: Office of Environmental Assessment
 PROGRAM ACTIVITY: Water Planning and Assessment

GENERAL PERFORMANCE INFORMATION: Water Planning and Assessment						
LaPAS PI CODE	PERFORMANCE INDICATOR NAME	PERFORMANCE INDICATOR VALUES				
		PRIOR YEAR ACTUAL FY 2014-2015	PRIOR YEAR ACTUAL FY 2015-2016	PRIOR YEAR ACTUAL FY 2016-2017	PRIOR YEAR ACTUAL FY 2017-2018	PRIOR YEAR ACTUAL FY 2018-2019
25085	Number of data packages evaluated for technical acceptability. ¹	884	995	827	1,007	959

¹ In FY 2017-2018 Performance Indicator 25085 was moved from the Office of Environmental Services Water Permitting Activity.

DEPARTMENT ID: 13-Department of Environmental Quality
 AGENCY ID: 13-856 Office of Environmental Quality
 PROGRAM ID: Office of Environmental Assessment
 PROGRAM ACTIVITY: Remediation

3.

K

 Through the Remediation Activity, to investigate and clean up uncontrolled contamination and/or monitor on-going remediation at abandoned properties and active or closed facilities. During FY 2020-2021, this Activity will restore 100 sites by making them safe for reuse and available for redevelopment.

Children's Budget Link:
 Human Resource Policies Beneficial to Women and Families Link:
 Other Links (TANF, Tobacco Settlement, Workforce Development Commission, or Other):

Explanatory Note:

LaPAS PI CODE	L E V E L	PERFORMANCE INDICATOR NAME	PERFORMANCE INDICATOR VALUES						PERFORMANCE STANDARD AS INITIALLY APPROPRIATED FY 2020-2021
			YEAREND PERFORMANCE STANDARD FY 2018-2019	ACTUAL YEAREND PERFORMANCE FY 2018-2019	PERFORMANCE STANDARD AS INITIALLY APPROPRIATED FY 2019-2020	EXISTING PERFORMANCE STANDARD FY 2019-2020	PERFORMANCE AT CONTINUATION BUDGET LEVEL FY 2020-2021	PERFORMANCE AT EXECUTIVE BUDGET LEVEL FY 2020-2021	
26017	K	Cumulative number of remediation sites evaluated and closed out. ¹	120	113	120	120	100		
26018	K	Cumulative percentage of closed out sites that are ready for continued industrial/commercial/residential use or redevelopment. ²	100%	100%	100%	100%	100%		

¹ This is a new indicator created in FY2017-2018 in the new Remediation Division. This was a previously combined indicator along with UST sites in the former Underground Storage Tank and Remediation Division in the Office of Environmental Compliance.

² This was a previous indicator, however beginning in FY2017-2018, the calculation only includes remediation sites and does not include underground storage tank sites as previously calculated.

DEPARTMENT ID: 13 - Department of Environmental Quality
 AGENCY ID: 13-856 Office of Environmental Quality
 PROGRAM ID: Office of Environmental Assessment
 PROGRAM ACTIVITY: Remediation

GENERAL PERFORMANCE INFORMATION: Remediation						
LaPAS PI CODE	PERFORMANCE INDICATOR NAME	PERFORMANCE INDICATOR VALUES				
		PRIOR YEAR ACTUAL FY 2014-2015	PRIOR YEAR ACTUAL FY 2015-2016	PRIOR YEAR ACTUAL FY 2016-2017	PRIOR YEAR ACTUAL FY 2017-2018	PRIOR YEAR ACTUAL FY 2018-2019
15783	Cumulative number of sites returned to active commerce through DEQ's Voluntary Remediation Program (VRP)	81	86	90	95	96
22206	Cumulative number of Government Performance Result Act (GPR) facilities with remedies selected for the entire facility. ^{1,2}	42	43	45	47	48
22208	Cumulative number of GPR facilities with remedy completed or remedy construction completed for the entire facility. ^{1,2}	35	38	39	40	43

¹ There are 64 hazardous waste Resource Conservation and Recovery Act facilities in Louisiana ranked and classified by the U.S. Environmental Agency as GPR facilities.

² In FY 2017-2018 this indicator is converted to a General Performance Information indicator because it no longer accurately and reliably reflects the activities and level of effort put forth by this Division. This indicator is now best reported as a GPI.

DEPARTMENT ID: 13-Department of Environmental Quality
 AGENCY ID: 13-856 Office of Environmental Quality
 PROGRAM ID: Office of Environmental Assessment
 PROGRAM ACTIVITY: Remediation

4.

K

 Through the Remediation Activity, to direct the determination of the extent of contamination both laterally and vertically at sites with pollution and to protect the soil and groundwater resources of the state. During FY 2020-2021, this Activity will review 95% of the soil and groundwater investigation work plans and corrective action work plans received in FY 2020-2021.

Children's Budget Link:
 Human Resource Policies Beneficial to Women and Families Link:
 Other Links (TANF, Tobacco Settlement, Workforce Development Commission, or Other):

Explanatory Note:

LaPAS PI CODE	L E V E L	PERFORMANCE INDICATOR NAME	PERFORMANCE INDICATOR VALUES						PERFORMANCE STANDARD AS INITIALLY APPROPRIATED FY 2020-2021
			YEAREND PERFORMANCE STANDARD FY 2018-2019	ACTUAL YEAREND PERFORMANCE FY 2018-2019	PERFORMANCE STANDARD AS INITIALLY APPROPRIATED FY 2019-2020	EXISTING PERFORMANCE STANDARD FY 2019-2020	PERFORMANCE AT CONTINUATION BUDGET LEVEL FY 2020-2021	PERFORMANCE AT EXECUTIVE BUDGET LEVEL FY 2020-2021	
26019	K	Cumulative percentage of soil and groundwater investigation work plans reviewed. ¹	95%	99%	95%	95%	95%		
26020	K	Cumulative percentage of soil and groundwater corrective action work plans reviewed. ¹	95%	96%	95%	95%	95%		

¹ This is a new indicator created in FY2017-2018 in the new Remediation Division. This was a previously combined indicator along with UST sites in the former Underground Storage Tank and Remediation Division in the Office of Environmental Compliance.

DEPARTMENT ID: 13-Department of Environmental Quality
 AGENCY ID: 13-856 Office of Environmental Quality
 PROGRAM ID: Office of Environmental Assessment
 PROGRAM ACTIVITY: Underground Storage Tank

5. **K** Through the Underground Storage Tank Activity, to investigate and clean up uncontrolled contamination and/or monitor on-going remediation at abandoned and active underground storage tank (UST) sites, and ensure the integrity of UST systems at active sites. During FY2020-2021, this Activity will restore 135 UST sites by making them safe for reuse and available for redevelopment, and ensure the integrity of UST systems by inspecting 37% of the active UST sites.

Children's Budget Link:
 Human Resource Policies Beneficial to Women and Families Link:
 Other Links (TANF, Tobacco Settlement, Workforce Development Commission, or Other):

Explanatory Note:

LaPAS PI CODE	L E V E L	PERFORMANCE INDICATOR NAME	PERFORMANCE INDICATOR VALUES						
			YEAREND PERFORMANCE STANDARD FY 2018-2019	ACTUAL YEAREND PERFORMANCE FY 2018-2019	PERFORMANCE STANDARD AS INITIALLY APPROPRIATED FY 2019-2020	EXISTING PERFORMANCE STANDARD FY 2019-2020	PERFORMANCE AT CONTINUATION BUDGET LEVEL FY 2020-2021	PERFORMANCE AT EXECUTIVE BUDGET LEVEL FY 2020-2021	PERFORMANCE STANDARD AS INITIALLY APPROPRIATED FY 2020-2021
26021	K	Cumulative number of UST sites evaluated and closed out. ¹	145	139	145	145	135		
3694	K	Cumulative percentage of registered underground storage tank sites inspected ²	21%	22%	21%	21%	37% ³		

¹ This is a new indicator created in FY2017-2018 in the new Underground Storage Tank Division. This was a previously combined indicator along with remediation sites in the former Underground Storage Tank and Remediation Division in the Office of Environmental Compliance.

² Performance Indicator 3694 was moved from the previously combined Underground Storage Tanks and Remediation Division in the Office of Environmental Compliance.

³ Performance Indicator 3694 was updated to now include inspections conducted by LDEQ staff and inspections conducted by LDEQ's compliance contractor. This addition more accurately reflects the total percentage of required inspections completed each year.

DEPARTMENT ID: 13-Department of Environmental Quality
 AGENCY ID: 13-856 Office of Environmental Quality
 PROGRAM ID: Office of Environmental Assessment
 PROGRAM ACTIVITY: Underground Storage Tank

6. **K** Through the Underground Storage Tank Activity, to direct the determination of the extent of contamination both laterally and vertically at UST sites with pollution and to protect the soil and groundwater resources of the state. During FY 2020-2021, this Activity will review 95% of the soil and groundwater investigation work plans and corrective action work plans received for UST sites.

Children's Budget Link:
 Human Resource Policies Beneficial to Women and Families Link:
 Other Links (TANF, Tobacco Settlement, Workforce Development Commission, or Other):

Explanatory Note:

LaPAS PI CODE	L E V E L	PERFORMANCE INDICATOR NAME	PERFORMANCE INDICATOR VALUES						PERFORMANCE STANDARD AS INITIALLY APPROPRIATED FY 2020-2021
			YEAREND PERFORMANCE STANDARD FY 2018-2019	ACTUAL YEAREND PERFORMANCE FY 2018-2019	PERFORMANCE STANDARD AS INITIALLY APPROPRIATED FY 2019-2020	EXISTING PERFORMANCE STANDARD FY 2019-2020	PERFORMANCE AT CONTINUATION BUDGET LEVEL FY 2020-2021	PERFORMANCE AT EXECUTIVE BUDGET LEVEL FY 2020-2021	
26022	K	Cumulative percentage of UST site soil and groundwater investigation work plans reviewed. ¹	95%	99%	95%	95%	95%		
26023	K	Cumulative percentage of UST site soil and groundwater corrective action work plans reviewed. ¹	95%	99%	95%	95%	95%		

¹ This is a new performance indicator created in FY2017-2018 in the new Underground Storage Tanks Division. This was a previously combined indicator along with remediation sites in the former Underground Storage Tank and Remediation Division in the Office of Environmental Compliance.

**OPERATIONAL PLAN FORM
OPERATIONAL PLAN ADDENDA**

ORGANIZATION AND PROGRAM STRUCTURE CHARTS CHECKLIST:

Organization Chart Attached: X

Program and Activity Structure Chart Attached: X

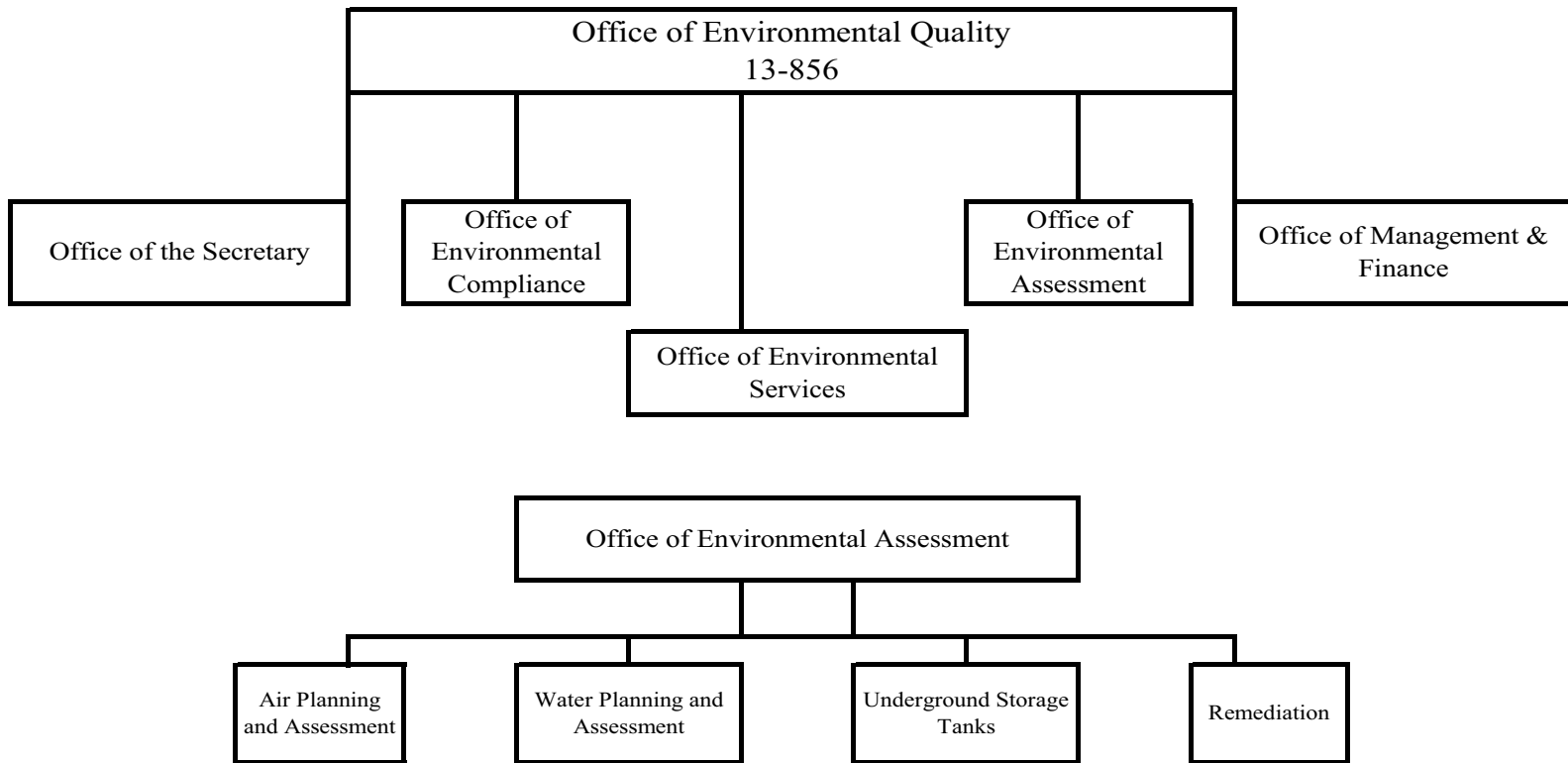
OTHER: List any other attachments to operational plan.

- 1.
- 2.
- 3.

CONTACT PERSON(S):

NAME: Roger Gingles
TITLE: Assistant Secretary
TELEPHONE: 225-219-3951
FAX: 225-219-3971
E-MAIL: roger.gingles@la.gov

NAME: Tomeka Prioleau
TITLE: Strategic Planning Coordinator
TELEPHONE: 225-219-0877
FAX: 225-325-8222
E-MAIL: tomea.prioleau@la.gov





This page has been intentionally left blank

Budget Request Overview

AGENCY SUMMARY STATEMENT

Total Agency

Means of Financing

Description	FY2018-2019 Actuals	Existing Operating Budget as of 10/01/2019	FY2020-2021 Total Request	Over/Under EOB	Percent Change
STATE GENERAL FUND (Direct)	—	—	—	—	—
STATE GENERAL FUND BY:	—	—	—	—	—
INTERAGENCY TRANSFERS	35,772	30,000	30,000	—	—
FEES & SELF-GENERATED	20,079	24,790	78,679,952	78,655,162	317,285.85%
STATUTORY DEDICATIONS	99,953,115	120,671,105	38,727,830	(81,943,275)	(67.91)%
FEDERAL FUNDS	15,212,770	19,634,301	19,634,301	—	—
TOTAL MEANS OF FINANCING	\$115,221,735	\$140,360,196	\$137,072,083	\$(3,288,113)	(2.34)%

Fees and Self-Generated

Description	FY2018-2019 Actuals	Existing Operating Budget as of 10/01/2019	FY2020-2021 Total Request	Over/Under EOB	Percent Change
Fees & Self-Generated	20,079	24,790	24,790	—	—
Environmental Trust Fund	—	—	78,655,162	78,655,162	—
Total:	\$20,079	\$24,790	\$78,679,952	\$78,655,162	317,285.85%

Statutory Dedications

Description	FY2018-2019 Actuals	Existing Operating Budget as of 10/01/2019	FY2020-2021 Total Request	Over/Under EOB	Percent Change
Hazardous Waste Site Cleanup Fund	4,552,327	4,880,140	5,845,871	965,731	19.79%
Environmental Trust Fund	67,488,025	83,964,006	—	(83,964,006)	(100.00)%
Clean Water State Revolving Fund	2,060,621	2,855,500	2,855,500	—	—
Motor Fuels Underground Tank	14,141,868	15,649,485	16,649,485	1,000,000	6.39%
Waste Tire Management Fund	11,487,700	13,000,000	13,000,000	—	—
Lead Hazard Reduction Fund	95,000	95,000	150,000	55,000	57.89%
Oil Spill Contingency Fund	127,574	226,974	226,974	—	—
Total:	\$99,953,115	\$120,671,105	\$38,727,830	\$ (81,943,275)	(67.91)%

Agency Expenditures

Description	FY2018-2019 Actuals	Existing Operating Budget as of 10/01/2019	FY2020-2021 Total Request	Over/Under EOB	Percent Change
Salaries	42,003,791	43,999,621	46,174,963	2,175,342	4.94%
Other Compensation	789,364	211,043	211,043	—	—
Related Benefits	23,168,761	25,793,696	26,387,739	594,043	2.30%
TOTAL PERSONAL SERVICES	\$65,961,917	\$70,004,360	\$72,773,745	\$2,769,385	3.96%
Travel	328,021	373,443	356,443	(17,000)	(4.55)%
Operating Services	1,830,894	2,628,472	2,331,472	(297,000)	(11.30)%
Supplies	809,958	893,042	827,042	(66,000)	(7.39)%
TOTAL OPERATING EXPENSES	\$2,968,873	\$3,894,957	\$3,514,957	\$(380,000)	(9.76)%
PROFESSIONAL SERVICES	\$3,099,246	\$3,393,163	\$3,597,110	\$203,947	6.01%
Other Charges	29,653,551	42,164,837	41,579,702	(585,135)	(1.39)%
Debt Service	—	—	—	—	—
Interagency Transfers	11,843,347	16,772,210	14,448,169	(2,324,041)	(13.86)%
TOTAL OTHER CHARGES	\$41,496,899	\$58,937,047	\$56,027,871	\$(2,909,176)	(4.94)%
Acquisitions	1,694,801	4,130,669	1,158,400	(2,972,269)	(71.96)%
Major Repairs	—	—	—	—	—
TOTAL ACQ. & MAJOR REPAIRS	\$1,694,801	\$4,130,669	\$1,158,400	\$(2,972,269)	(71.96)%
TOTAL EXPENDITURES	\$115,221,735	\$140,360,196	\$137,072,083	\$(3,288,113)	(2.34)%

Agency Positions

Classified	693	697	701	4	0.57%
Unclassified	9	9	9	—	—
TOTAL AUTHORIZED T.O. FTE POSITIONS	702	706	710	4	0.57%
TOTAL AUTHORIZED OTHER CHARGES POSITIONS	—	—	—	—	—
TOTAL NON-T.O. FTE POSITIONS	—	—	—	—	—
TOTAL POSITIONS	702	706	710	4	0.57%

Cost Detail

Means of Financing

Description	FY2018-2019 Actuals	Existing Operating Budget as of 10/01/2019	FY2020-2021 Total Request	Over/Under EOB
Interagency Transfers	35,772	30,000	30,000	—
Fees & Self-Generated	20,079	24,790	24,790	—
Environmental Trust Fund	—	—	78,655,162	78,655,162
Hazardous Waste Site Cleanup Fund	4,552,327	4,880,140	5,845,871	965,731
Environmental Trust Fund	67,488,025	83,964,006	—	(83,964,006)
Clean Water State Revolving Fund	2,060,621	2,855,500	2,855,500	—
Motor Fuels Underground Tank	14,141,868	15,649,485	16,649,485	1,000,000
Waste Tire Management Fund	11,487,700	13,000,000	13,000,000	—
Lead Hazard Reduction Fund	95,000	95,000	150,000	55,000
Oil Spill Contingency Fund	127,574	226,974	226,974	—
Federal Funds	15,212,770	19,634,301	19,634,301	—
Total:	\$115,221,735	\$140,360,196	\$137,072,083	\$(3,288,113)

Salaries

Commitment Item	Name	FY2018-2019 Actuals	Existing Operating Budget as of 10/01/2019	FY2020-2021 Total Request	Over/Under EOB
5110000	TOTAL SALARIES	—	43,999,621	46,092,522	2,092,901
5110010	SAL-CLASS-TO-REG	40,488,432	—	82,441	82,441
5110015	SAL-CLASS-TO-OT	462,666	—	—	—
5110020	SAL-CLASS-TO-TERM	168,477	—	—	—
5110025	SAL-UNCLASS-TO-REG	884,216	—	—	—
Total Salaries:		\$42,003,791	\$43,999,621	\$46,174,963	\$2,175,342

Other Compensation

Commitment Item	Name	FY2018-2019 Actuals	Existing Operating Budget as of 10/01/2019	FY2020-2021 Total Request	Over/Under EOB
5120000	TOTAL OTHER COMP	—	211,043	211,043	—
5120010	COMPENSATION/WAGES	612,859	—	—	—
5120035	STUDENT LABOR	166,527	—	—	—

Other Compensation *(continued)*

Commitment Item	Name	FY2018-2019 Actuals	Existing Operating Budget as of 10/01/2019	FY2020-2021 Total Request	Over/Under EOB
5120105	COMP-CL-NON TO-OT	1,218	—	—	—
5120110	COMP-CL-NON TO-TERM	8,761	—	—	—
Total Other Compensation:		\$789,364	\$211,043	\$211,043	—

Related Benefits

Commitment Item	Name	FY2018-2019 Actuals	Existing Operating Budget as of 10/01/2019	FY2020-2021 Total Request	Over/Under EOB
5130000	TOTAL RELATED BENF	—	25,793,696	26,341,521	547,825
5130010	RET CONTR-STATE EMP	14,697,568	—	33,553	33,553
5130020	RET CONTR-TEACHERS	43,217	—	—	—
5130050	POSTRET BENEFITS	3,378,742	—	—	—
5130055	FICA TAX (OASDI)	28,995	—	—	—
5130060	MEDICARE TAX	578,414	—	1,195	1,195
5130065	UNEMPLOYMENT BENEFIT	1,235	—	—	—
5130070	GRP INS CONTRIBUTION	4,398,124	—	11,470	11,470
5130090	TAXABLE FRINGE BEN	42,466	—	—	—
Total Related Benefits:		\$23,168,761	\$25,793,696	\$26,387,739	\$594,043

Travel

Commitment Item	Name	FY2018-2019 Actuals	Existing Operating Budget as of 10/01/2019	FY2020-2021 Total Request	Over/Under EOB
5200000	TOTAL TRAVEL	—	373,443	356,443	(17,000)
5210010	IN-STATE TRAVEL-ADM	354	—	—	—
5210015	IN-STATE TRAVEL-CONF	81,634	—	—	—
5210020	IN-STATE TRAV-FIELD	57,345	—	—	—
5210025	IN-STATE TRV-BD MEM	269	—	—	—
5210030	IN-STATE TRV-IT/TRN	29	—	—	—
5210050	OUT-OF-STATE TRV-ADM	1,698	—	—	—
5210055	OUT-OF-STTRV-CONF	157,777	—	—	—

Travel (continued)

Commitment Item	Name	FY2018-2019 Actuals	Existing Operating Budget as of 10/01/2019	FY2020-2021 Total Request	Over/Under EOB
5210060	OUT-OF-STTRV-FIELD	8,971	—	—	—
5210070	OUT-OF-STTRV-IT/TRN	106	—	—	—
5210105	STAFF TRAINING	5,631	—	—	—
5210110	CONFERENCE REG FEES	13,757	—	—	—
5210115	CERTIFICATION FEES	450	—	—	—
Total Travel:		\$328,021	\$373,443	\$356,443	\$(17,000)

Operating Services

Commitment Item	Name	FY2018-2019 Actuals	Existing Operating Budget as of 10/01/2019	FY2020-2021 Total Request	Over/Under EOB
5300000	TOTAL OPERATING SERV	—	2,628,472	2,331,472	(297,000)
5310001	SERV-ADVERTISING	10,556	—	—	—
5310004	SERV-BANK FEES	2,279	—	—	—
5310005	SERV-PRINTING	17,894	—	—	—
5310009	SERV-MOVING SERVICES	169	—	—	—
5310010	SERV-DUES & OTHER	86,542	—	—	—
5310011	SERV-SUBSCRIPTIONS	54,498	—	—	—
5310013	SERV-LAB FEES	18,227	—	—	—
5310014	SERV-DRUG TESTING	2,668	—	—	—
5310015	SERV-SECURITY	8,819	—	—	—
5310400	SERV-MISC	34,173	—	—	—
5330001	MAINT-BUILDINGS	2,475	—	—	—
5330003	MAINT-PESTCONTROL	1,316	—	—	—
5330004	MAINT-GARBAGE DISP	11,235	—	—	—
5330007	MAINT-PROPERTY	25,028	—	—	—
5330008	MAINT-EQUIPMENT	78,666	—	—	—
5330012	MAINT-JANITORIAL	5,555	—	—	—
5330014	MAINT-GROUNDS	800	—	—	—

Operating Services (continued)

Commitment Item	Name	FY2018-2019 Actuals	Existing Operating Budget as of 10/01/2019	FY2020-2021 Total Request	Over/Under EOB
5330017	MAINT-DATA SOFTWARE	236,732	—	—	—
5330018	MAINT-AUTO REPAIRS	123,037	—	—	—
5330020	MAINT-BOATS/BOAT MTR	14,956	—	—	—
5330026	MAINT-SOFTWRE MTCE	1,421	—	—	—
5340010	RENT-REAL ESTATE	607,102	—	—	—
5340015	RENT-OPER COST-BLDG	215,540	—	—	—
5340020	RENT-EQUIPMENT	66,748	—	—	—
5340025	RENT-AUTOMOBILES	47	—	—	—
5340070	RENT-OTHER	31,765	—	—	—
5340078	RENT-DATA-LIC SOFT	290	—	—	—
5350002	UTIL-DATA LINE/CIRCT	42,929	—	—	—
5350004	UTIL-TELEPHONE SERV	36,242	—	—	—
5350005	UTIL-OTHER COMM SERV	520	—	—	—
5350006	UTIL-MAIL/DEL/POST	18,116	—	—	—
5350008	UTIL-DEL UPS/FED EXP	16,611	—	—	—
5350010	UTIL-ELECTRICITY	52,643	—	—	—
5350011	UTIL-WATER	1,022	—	—	—
5350012	UTIL-CABLE	4,275	—	—	—
Total Operating Services:		\$1,830,894	\$2,628,472	\$2,331,472	\$(297,000)

Supplies

Commitment Item	Name	FY2018-2019 Actuals	Existing Operating Budget as of 10/01/2019	FY2020-2021 Total Request	Over/Under EOB
5400000	TOTAL SUPPLIES	—	893,042	827,042	(66,000)
5410001	SUP-OFFICE SUPPLIES	52,262	—	—	—
5410002	SUP-TELEPH & ACCESS	2,897	—	—	—
5410006	SUP-COMPUTER	39,088	—	—	—

Supplies (continued)

Commitment Item	Name	FY2018-2019 Actuals	Existing Operating Budget as of 10/01/2019	FY2020-2021 Total Request	Over/Under EOB
5410007	SUP-CLOTHING/UNIFORM	13,096	—	—	—
5410013	SUP-FOOD & BEVERAGE	5,648	—	—	—
5410015	SUP-AUTO	1,992	—	—	—
5410016	SUP-BLD	23	—	—	—
5410017	SUP-JANITORIAL	175	—	—	—
5410018	SUP-FARM	70	—	—	—
5410019	SUP-CHEMICAL/GAS MAT	22,099	—	—	—
5410021	SUP-ELECTRONICS/ELEC	30,514	—	—	—
5410022	SUP-FUELS/LUBRICANTS	4,589	—	—	—
5410025	SUP-LAB SUPPLIES	12,697	—	—	—
5410028	SUP-STORAGE/PACKAGNG	175	—	—	—
5410030	SUP-TOOLS	115	—	—	—
5410031	SUP-REP/MNT SUP-AUTO	3,612	—	—	—
5410032	SUP-REP/MNT SUP-OTHR	1,490	—	—	—
5410036	SUP-FUELTRAC	239,805	—	—	—
5410045	SUP-BOAT MTCE	2,665	—	—	—
5410050	SUP-FUEL-AIRCRAFT	5,010	—	—	—
5410400	SUP-OTHER	371,936	—	—	—
Total Supplies:		\$809,958	\$893,042	\$827,042	\$(66,000)

Professional Services

Commitment Item	Name	FY2018-2019 Actuals	Existing Operating Budget as of 10/01/2019	FY2020-2021 Total Request	Over/Under EOB
5500000	TOTAL PROF SERVICES	—	3,393,163	3,597,110	203,947
5510005	PROF SERV-LEGAL	2,295	—	—	—
5510007	PROF SERV-MED/DEN	84,890	—	—	—

Professional Services (continued)

Commitment Item	Name	FY2018-2019 Actuals	Existing Operating Budget as of 10/01/2019	FY2020-2021 Total Request	Over/Under EOB
5510013	PROF SERV-IT	12,000	—	—	—
5510400	PROF SERV-OTHER	3,000,061	—	—	—
Total Professional Services:		\$3,099,246	\$3,393,163	\$3,597,110	\$203,947

Other Charges

Commitment Item	Name	FY2018-2019 Actuals	Existing Operating Budget as of 10/01/2019	FY2020-2021 Total Request	Over/Under EOB
5600000	TOTAL OTHER CHARGES	—	42,164,837	41,579,702	(585,135)
5610001	LOC AID-LOCL SCHL BD	987,750	—	—	—
5620063	MISC-OPERATNG SVCS	43,183	—	—	—
5620064	MISC-PROF SVCS	4,103,622	—	—	—
5620065	MISC-SUPPLIES OTHER	38,434	—	—	—
5620066	MISC-TRVL IN STATE	946	—	—	—
5620067	MISC-TR OUT OF STATE	53	—	—	—
5620068	MISC-ACQ/MAJ REP OTH	216,112	—	—	—
5620070	MISC-MTR FUEL CLAIMS	14,000,589	—	—	—
5620071	MISC-WASTE TIRE PYMT	10,248,288	—	—	—
5620900	MISC-ACQ/MAJ REP OTH	14,575	—	—	—
Total Other Charges:		\$29,653,551	\$42,164,837	\$41,579,702	\$(585,135)

Interagency Transfers

Commitment Item	Name	FY2018-2019 Actuals	Existing Operating Budget as of 10/01/2019	FY2020-2021 Total Request	Over/Under EOB
5950000	TOTAL IAT	—	16,772,210	14,448,169	(2,324,041)
5950001	IAT-COMMODITY/SERV	944,254	—	—	—
5950007	IAT-PRINTING	14,345	—	—	—
5950008	IAT-POSTAGE	146,654	—	—	—
5950013	IAT-TEL-LANET DATA	377,622	—	—	—
5950014	IAT-TELEPHONE	211,086	—	—	—

Interagency Transfers (continued)

Commitment Item	Name	FY2018-2019 Actuals	Existing Operating Budget as of 10/01/2019	FY2020-2021 Total Request	Over/Under EOB
5950019	IAT-AVIATION FUEL	11,727	—	—	—
5950020	IAT-AVIATION MAINT	30,637	—	—	—
5950023	IAT-OTHER MAINTENANC	1,912	—	—	—
5950026	IAT-RENTALS	3,661,040	—	—	—
5950028	IAT-UTILITIES	5,202	—	—	—
5950034	IAT-OFFICE SUPPLIES	10	—	—	—
5950038	IAT-OTHER OPER SERV	3,258	—	—	—
5950047	IAT-EMAIL	38,428	—	—	—
5950048	IAT-CPTP	39,811	—	—	—
5950049	IAT-CIVIL SERVICE	218,309	—	—	—
5950050	IAT-ORM INSURANCE	672,718	—	—	—
5950051	IAT-OSUP	36,274	—	—	—
5950052	IAT-LEG. AUDITOR	99,183	—	—	—
5950053	IAT-STATE TREASURER	27,245	—	—	—
5950055	IAT-ADMIN LAW JUDGE	66,420	—	—	—
5950057	IAT-CAP POL-BLD SEC	225,178	—	—	—
5950058	IAT-TECH SVCS	5,012,034	—	—	—
Total Interagency Transfers:		\$11,843,347	\$16,772,210	\$14,448,169	\$(2,324,041)

Acquisitions

Commitment Item	Name	FY2018-2019 Actuals	Existing Operating Budget as of 10/01/2019	FY2020-2021 Total Request	Over/Under EOB
5700000	TOTAL ACQUISITIONS	—	4,130,669	1,158,400	(2,972,269)
5710224	ACQ-OFFICE FURN&EQP	185	—	—	—
5710228	ACQ-FARM/RESEARCH EQ	8,020	—	—	—
5710236	ACQ-OTHER	117,232	—	—	—
5710928	AGRIC/RESEARCH-MA	666,887	—	—	—

Acquisitions (continued)

Commitment Item	Name	FY2018-2019 Actuals	Existing Operating Budget as of 10/01/2019	FY2020-2021 Total Request	Over/Under EOB
5710950	TRANS-VEHICLES-MA	757,545	—	—	—
5710951	TRANS-MARINE-MA	144,932	—	—	—
Total Acquisitions:		\$1,694,801	\$4,130,669	\$1,158,400	\$(2,972,269)
Total Agency Expenditures:		\$115,221,735	\$140,360,196	\$137,072,083	\$(3,288,113)

PROGRAM SUMMARY STATEMENT

8561 - Office of the Secretary

Means of Financing

Description	FY2018-2019 Actuals	Existing Operating Budget as of 10/01/2019	FY2020-2021 Total Request	Over/Under EOB	Percent Change
STATE GENERAL FUND (Direct)	—	—	—	—	—
STATE GENERAL FUND BY:	—	—	—	—	—
INTERAGENCY TRANSFERS	—	—	—	—	—
FEES & SELF-GENERATED	—	—	7,104,814	7,104,814	—
STATUTORY DEDICATIONS	6,587,326	6,729,522	250,000	(6,479,522)	(96.29)%
FEDERAL FUNDS	1,115,126	1,458,661	1,458,661	—	—
TOTAL MEANS OF FINANCING	\$7,702,451	\$8,188,183	\$8,813,475	\$625,292	7.64%

Fees and Self-Generated

Description	FY2018-2019 Actuals	Existing Operating Budget as of 10/01/2019	FY2020-2021 Total Request	Over/Under EOB	Percent Change
Environmental Trust Fund	—	—	7,104,814	7,104,814	—
Total:	—	—	\$7,104,814	\$7,104,814	—

Statutory Dedications

Description	FY2018-2019 Actuals	Existing Operating Budget as of 10/01/2019	FY2020-2021 Total Request	Over/Under EOB	Percent Change
Hazardous Waste Site Cleanup Fund	69	20,000	20,000	—	—
Environmental Trust Fund	6,352,352	6,479,522	—	(6,479,522)	(100.00)%
Clean Water State Revolving Fund	1,187	—	—	—	—
Waste Tire Management Fund	233,717	225,000	225,000	—	—
Oil Spill Contingency Fund	—	5,000	5,000	—	—
Total:	\$6,587,326	\$6,729,522	\$250,000	\$(6,479,522)	(96.29)%

Program Expenditures

Description	FY2018-2019 Actuals	Existing Operating Budget as of 10/01/2019	FY2020-2021 Total Request	Over/Under EOB	Percent Change
Salaries	5,013,276	5,204,292	5,677,994	473,702	9.10%
Other Compensation	127,643	—	—	—	—
Related Benefits	2,277,201	2,499,140	2,678,730	179,590	7.19%
TOTAL PERSONAL SERVICES	\$7,418,120	\$7,703,432	\$8,356,724	\$653,292	8.48%
Travel	35,320	61,350	51,350	(10,000)	(16.30)%
Operating Services	108,790	119,071	112,071	(7,000)	(5.88)%
Supplies	29,134	51,773	41,773	(10,000)	(19.32)%
TOTAL OPERATING EXPENSES	\$173,244	\$232,194	\$205,194	\$(27,000)	(11.63)%
PROFESSIONAL SERVICES	\$9,148	\$14,750	\$14,750	—	—
Other Charges	—	—	—	—	—
Debt Service	—	—	—	—	—
Interagency Transfers	101,940	154,807	131,807	(23,000)	(14.86)%
TOTAL OTHER CHARGES	\$101,940	\$154,807	\$131,807	\$(23,000)	(14.86)%
Acquisitions	—	83,000	105,000	22,000	26.51%
Major Repairs	—	—	—	—	—
TOTAL ACQ. & MAJOR REPAIRS	—	\$83,000	\$105,000	\$22,000	26.51%
TOTAL EXPENDITURES	\$7,702,451	\$8,188,183	\$8,813,475	\$625,292	7.64%

Program Positions

Classified	62	62	65	3	4.84%
Unclassified	9	9	9	—	—
TOTAL AUTHORIZED T.O. FTE POSITIONS	71	71	74	3	4.23%
TOTAL AUTHORIZED OTHER CHARGES POSITIONS	—	—	—	—	—
TOTAL NON-T.O. FTE POSITIONS	—	—	—	—	—
TOTAL POSITIONS	71	71	74	3	4.23%

Cost Detail

Means of Financing

Description	FY2018-2019 Actuals	Existing Operating Budget as of 10/01/2019	FY2020-2021 Total Request	Over/Under EOB
Environmental Trust Fund	—	—	7,104,814	7,104,814
Hazardous Waste Site Cleanup Fund	69	20,000	20,000	—
Environmental Trust Fund	6,352,352	6,479,522	—	(6,479,522)
Clean Water State Revolving Fund	1,187	—	—	—
Waste Tire Management Fund	233,717	225,000	225,000	—
Oil Spill Contingency Fund	—	5,000	5,000	—
Federal Funds	1,115,126	1,458,661	1,458,661	—
Total:	\$7,702,451	\$8,188,183	\$8,813,475	\$625,292

Salaries

Commitment Item	Name	FY2018-2019 Actuals	Existing Operating Budget as of 10/01/2019	FY2020-2021 Total Request	Over/Under EOB
5110000	TOTAL SALARIES	—	5,204,292	5,595,553	391,261
5110010	SAL-CLASS-TO-REG	4,107,226	—	82,441	82,441
5110015	SAL-CLASS-TO-OT	544	—	—	—
5110020	SAL-CLASS-TO-TERM	21,290	—	—	—
5110025	SAL-UNCLASS-TO-REG	884,216	—	—	—
Total Salaries:		\$5,013,276	\$5,204,292	\$5,677,994	\$473,702

Other Compensation

Commitment Item	Name	FY2018-2019 Actuals	Existing Operating Budget as of 10/01/2019	FY2020-2021 Total Request	Over/Under EOB
5120010	COMPENSATION/WAGES	126,924	—	—	—
5120110	COMP-CL-NON TO-TERM	719	—	—	—
Total Other Compensation:		\$127,643	—	—	—

Related Benefits

Commitment Item	Name	FY2018-2019 Actuals	Existing Operating Budget as of 10/01/2019	FY2020-2021 Total Request	Over/Under EOB
5130000	TOTAL RELATED BENF	—	2,499,140	2,632,512	133,372
5130010	RET CONTR-STATE EMP	1,744,695	—	33,553	33,553
5130055	FICA TAX (OASDI)	8,774	—	—	—
5130060	MEDICARE TAX	68,790	—	1,195	1,195
5130070	GRP INS CONTRIBUTION	447,188	—	11,470	11,470
5130090	TAXABLE FRINGE BEN	7,754	—	—	—
Total Related Benefits:		\$2,277,201	\$2,499,140	\$2,678,730	\$179,590

Travel

Commitment Item	Name	FY2018-2019 Actuals	Existing Operating Budget as of 10/01/2019	FY2020-2021 Total Request	Over/Under EOB
5200000	TOTAL TRAVEL	—	61,350	51,350	(10,000)
5210010	IN-STATE TRAVEL-ADM	143	—	—	—
5210015	IN-STATE TRAVEL-CONF	8,797	—	—	—
5210020	IN-STATE TRAV-FIELD	4,782	—	—	—
5210050	OUT-OF-STATE TRV-ADM	868	—	—	—
5210055	OUT-OF-STTRV-CONF	17,983	—	—	—
5210060	OUT-OF-STTRV-FIELD	481	—	—	—
5210110	CONFERENCE REG FEES	2,267	—	—	—
Total Travel:		\$35,320	\$61,350	\$51,350	\$(10,000)

Operating Services

Commitment Item	Name	FY2018-2019 Actuals	Existing Operating Budget as of 10/01/2019	FY2020-2021 Total Request	Over/Under EOB
5300000	TOTAL OPERATING SERV	—	119,071	112,071	(7,000)
5310005	SERV-PRINTING	601	—	—	—
5310010	SERV-DUES & OTHER	10,853	—	—	—
5310011	SERV-SUBSCRIPTIONS	48,939	—	—	—
5310400	SERV-MISC	9,823	—	—	—

Operating Services *(continued)*

Commitment Item	Name	FY2018-2019 Actuals	Existing Operating Budget as of 10/01/2019	FY2020-2021 Total Request	Over/Under EOB
5330018	MAINT-AUTO REPAIRS	7,038	—	—	—
5340010	RENT-REAL ESTATE	18,034	—	—	—
5340015	RENT-OPER COST-BLDG	1,324	—	—	—
5350002	UTIL-DATA LINE/CIRCT	3,361	—	—	—
5350004	UTIL-TELEPHONE SERV	7,402	—	—	—
5350006	UTIL-MAIL/DEL/POST	212	—	—	—
5350008	UTIL-DEL UPS/FED EXP	120	—	—	—
5350010	UTIL-ELECTRICITY	999	—	—	—
5350011	UTIL-WATER	84	—	—	—
Total Operating Services:		\$108,790	\$119,071	\$112,071	\$(7,000)

Supplies

Commitment Item	Name	FY2018-2019 Actuals	Existing Operating Budget as of 10/01/2019	FY2020-2021 Total Request	Over/Under EOB
5400000	TOTAL SUPPLIES	—	51,773	41,773	(10,000)
5410001	SUP-OFFICE SUPPLIES	5,535	—	—	—
5410002	SUP-TELEPH & ACCESS	68	—	—	—
5410006	SUP-COMPUTER	1,303	—	—	—
5410007	SUP-CLOTHING/UNIFORM	247	—	—	—
5410013	SUP-FOOD & BEVERAGE	1,042	—	—	—
5410015	SUP-AUTO	31	—	—	—
5410021	SUP-ELECTRONICS/ELEC	90	—	—	—
5410022	SUP-FUELS/LUBRICANTS	38	—	—	—
5410031	SUP-REP/MNT SUP-AUTO	69	—	—	—
5410036	SUP-FUELTRAC	14,846	—	—	—
5410400	SUP-OTHER	5,864	—	—	—
Total Supplies:		\$29,134	\$51,773	\$41,773	\$(10,000)

Professional Services

Commitment Item	Name	FY2018-2019 Actuals	Existing Operating Budget as of 10/01/2019	FY2020-2021 Total Request	Over/Under EOB
5500000	TOTAL PROF SERVICES	—	14,750	14,750	—
5510005	PROF SERV-LEGAL	2,295	—	—	—
5510400	PROF SERV-OTHER	6,853	—	—	—
Total Professional Services:		\$9,148	\$14,750	\$14,750	—

Interagency Transfers

Commitment Item	Name	FY2018-2019 Actuals	Existing Operating Budget as of 10/01/2019	FY2020-2021 Total Request	Over/Under EOB
5950000	TOTAL IAT	—	154,807	131,807	(23,000)
5950001	IAT-COMMODITY/SERV	16,276	—	—	—
5950007	IAT-PRINTING	832	—	—	—
5950014	IAT-TELEPHONE	18,412	—	—	—
5950055	IAT-ADMIN LAW JUDGE	66,420	—	—	—
Total Interagency Transfers:		\$101,940	\$154,807	\$131,807	\$(23,000)

Acquisitions

Commitment Item	Name	FY2018-2019 Actuals	Existing Operating Budget as of 10/01/2019	FY2020-2021 Total Request	Over/Under EOB
5700000	TOTAL ACQUISITIONS	—	83,000	105,000	22,000
Total Acquisitions:		—	\$83,000	\$105,000	\$22,000
Total Expenditures for Program 8561		\$7,702,451	\$8,188,183	\$8,813,475	\$625,292

8562 - Office of Environmental Compliance

Means of Financing

Description	FY2018-2019 Actuals	Existing Operating Budget as of 10/01/2019	FY2020-2021 Total Request	Over/Under EOB	Percent Change
STATE GENERAL FUND (Direct)	—	—	—	—	—
STATE GENERAL FUND BY:	—	—	—	—	—
INTERAGENCY TRANSFERS	—	—	—	—	—
FEES & SELF-GENERATED	—	—	21,235,469	21,235,469	—
STATUTORY DEDICATIONS	20,373,606	21,367,010	281,229	(21,085,781)	(98.68)%
FEDERAL FUNDS	2,526,237	2,952,974	2,952,974	—	—
TOTAL MEANS OF FINANCING	\$22,899,844	\$24,319,984	\$24,469,672	\$149,688	0.62%

Fees and Self-Generated

Description	FY2018-2019 Actuals	Existing Operating Budget as of 10/01/2019	FY2020-2021 Total Request	Over/Under EOB	Percent Change
Environmental Trust Fund	—	—	21,235,469	21,235,469	—
Total:	—	—	\$21,235,469	\$21,235,469	—

Statutory Dedications

Description	FY2018-2019 Actuals	Existing Operating Budget as of 10/01/2019	FY2020-2021 Total Request	Over/Under EOB	Percent Change
Hazardous Waste Site Cleanup Fund	73,467	—	—	—	—
Environmental Trust Fund	19,958,829	21,085,781	—	(21,085,781)	(100.00)%
Waste Tire Management Fund	316,737	230,000	230,000	—	—
Lead Hazard Reduction Fund	21,721	20,000	20,000	—	—
Oil Spill Contingency Fund	2,853	31,229	31,229	—	—
Total:	\$20,373,606	\$21,367,010	\$281,229	\$(21,085,781)	(98.68)%

Program Expenditures

Description	FY2018-2019 Actuals	Existing Operating Budget as of 10/01/2019	FY2020-2021 Total Request	Over/Under EOB	Percent Change
Salaries	13,142,041	13,708,787	14,036,380	327,593	2.39%
Other Compensation	127,484	—	—	—	—
Related Benefits	6,293,628	7,055,486	7,108,875	53,389	0.76%
TOTAL PERSONAL SERVICES	\$19,563,153	\$20,764,273	\$21,145,255	\$380,982	1.83%
Travel	125,801	134,980	127,980	(7,000)	(5.19)%
Operating Services	820,375	1,074,356	1,054,356	(20,000)	(1.86)%
Supplies	349,719	429,871	376,871	(53,000)	(12.33)%
TOTAL OPERATING EXPENSES	\$1,295,895	\$1,639,207	\$1,559,207	\$(80,000)	(4.88)%
PROFESSIONAL SERVICES	\$1,312,032	\$1,260,097	\$1,217,000	\$(43,097)	(3.42)%
Other Charges	30,807	33,000	33,000	—	—
Debt Service	—	—	—	—	—
Interagency Transfers	92,744	122,110	102,110	(20,000)	(16.38)%
TOTAL OTHER CHARGES	\$123,550	\$155,110	\$135,110	\$(20,000)	(12.89)%
Acquisitions	605,213	501,297	413,100	(88,197)	(17.59)%
Major Repairs	—	—	—	—	—
TOTAL ACQ. & MAJOR REPAIRS	\$605,213	\$501,297	\$413,100	\$(88,197)	(17.59)%
TOTAL EXPENDITURES	\$22,899,844	\$24,319,984	\$24,469,672	\$149,688	0.62%

Program Positions

Classified	235	235	235	—	—
Unclassified	—	—	—	—	—
TOTAL AUTHORIZED T.O. FTE POSITIONS	235	235	235	—	—
TOTAL AUTHORIZED OTHER CHARGES POSITIONS	—	—	—	—	—
TOTAL NON-T.O. FTE POSITIONS	—	—	—	—	—
TOTAL POSITIONS	235	235	235	—	—

Cost Detail

Means of Financing

Description	FY2018-2019 Actuals	Existing Operating Budget as of 10/01/2019	FY2020-2021 Total Request	Over/Under EOB
Environmental Trust Fund	—	—	21,235,469	21,235,469
Hazardous Waste Site Cleanup Fund	73,467	—	—	—
Environmental Trust Fund	19,958,829	21,085,781	—	(21,085,781)
Waste Tire Management Fund	316,737	230,000	230,000	—
Lead Hazard Reduction Fund	21,721	20,000	20,000	—
Oil Spill Contingency Fund	2,853	31,229	31,229	—
Federal Funds	2,526,237	2,952,974	2,952,974	—
Total:	\$22,899,844	\$24,319,984	\$24,469,672	\$149,688

Salaries

Commitment Item	Name	FY2018-2019 Actuals	Existing Operating Budget as of 10/01/2019	FY2020-2021 Total Request	Over/Under EOB
5110000	TOTAL SALARIES	—	13,708,787	14,036,380	327,593
5110010	SAL-CLASS-TO-REG	13,001,126	—	—	—
5110015	SAL-CLASS-TO-OT	55,576	—	—	—
5110020	SAL-CLASS-TO-TERM	85,339	—	—	—
Total Salaries:		\$13,142,041	\$13,708,787	\$14,036,380	\$327,593

Other Compensation

Commitment Item	Name	FY2018-2019 Actuals	Existing Operating Budget as of 10/01/2019	FY2020-2021 Total Request	Over/Under EOB
5120010	COMPENSATION/WAGES	119,443	—	—	—
5120110	COMP-CL-NON TO-TERM	8,042	—	—	—
Total Other Compensation:		\$127,484	—	—	—

Related Benefits

Commitment Item	Name	FY2018-2019 Actuals	Existing Operating Budget as of 10/01/2019	FY2020-2021 Total Request	Over/Under EOB
5130000	TOTAL RELATED BENF	—	7,055,486	7,108,875	53,389
5130010	RET CONTR-STATE EMP	4,584,478	—	—	—
5130020	RET CONTR-TEACHERS	27,784	—	—	—
5130060	MEDICARE TAX	178,193	—	—	—
5130070	GRP INS CONTRIBUTION	1,488,055	—	—	—
5130090	TAXABLE FRINGE BEN	15,117	—	—	—
Total Related Benefits:		\$6,293,628	\$7,055,486	\$7,108,875	\$53,389

Travel

Commitment Item	Name	FY2018-2019 Actuals	Existing Operating Budget as of 10/01/2019	FY2020-2021 Total Request	Over/Under EOB
5200000	TOTAL TRAVEL	—	134,980	127,980	(7,000)
5210015	IN-STATE TRAVEL-CONF	40,294	—	—	—
5210020	IN-STATE TRAV-FIELD	20,091	—	—	—
5210030	IN-STATE TRV-IT/TRN	29	—	—	—
5210050	OUT-OF-STATE TRV-ADM	760	—	—	—
5210055	OUT-OF-STTRV-CONF	51,543	—	—	—
5210060	OUT-OF-STTRV-FIELD	4,039	—	—	—
5210070	OUT-OF-STTRV-IT/TRN	106	—	—	—
5210105	STAFF TRAINING	5,631	—	—	—
5210110	CONFERENCE REG FEES	3,010	—	—	—
5210115	CERTIFICATION FEES	300	—	—	—
Total Travel:		\$125,801	\$134,980	\$127,980	\$(7,000)

Operating Services

Commitment Item	Name	FY2018-2019 Actuals	Existing Operating Budget as of 10/01/2019	FY2020-2021 Total Request	Over/Under EOB
5300000	TOTAL OPERATING SERV	—	1,074,356	1,054,356	(20,000)
5310001	SERV-ADVERTISING	15	—	—	—
5310005	SERV-PRINTING	833	—	—	—
5310010	SERV-DUES & OTHER	2,495	—	—	—
5310011	SERV-SUBSCRIPTIONS	676	—	—	—
5310013	SERV-LAB FEES	1,260	—	—	—
5310015	SERV-SECURITY	975	—	—	—
5310400	SERV-MISC	5,531	—	—	—
5330004	MAINT-GARBAGE DISP	2,990	—	—	—
5330007	MAINT-PROPERTY	6,228	—	—	—
5330008	MAINT-EQUIPMENT	22,660	—	—	—
5330012	MAINT-JANITORIAL	5,555	—	—	—
5330018	MAINT-AUTO REPAIRS	66,409	—	—	—
5330020	MAINT-BOATS/BOAT MTR	13,303	—	—	—
5340010	RENT-REAL ESTATE	485,557	—	—	—
5340015	RENT-OPER COST-BLDG	151,844	—	—	—
5340020	RENT-EQUIPMENT	3,229	—	—	—
5340070	RENT-OTHER	1,353	—	—	—
5350002	UTIL-DATA LINE/CIRCT	16,946	—	—	—
5350004	UTIL-TELEPHONE SERV	19,024	—	—	—
5350006	UTIL-MAIL/DEL/POST	21	—	—	—
5350008	UTIL-DEL UPS/FED EXP	4,214	—	—	—
5350010	UTIL-ELECTRICITY	8,458	—	—	—
5350011	UTIL-WATER	799	—	—	—
Total Operating Services:		\$820,375	\$1,074,356	\$1,054,356	\$(20,000)

Supplies

Commitment Item	Name	FY2018-2019 Actuals	Existing Operating Budget as of 10/01/2019	FY2020-2021 Total Request	Over/Under EOB
5400000	TOTAL SUPPLIES	—	429,871	376,871	(53,000)
5410001	SUP-OFFICE SUPPLIES	10,545	—	—	—
5410002	SUP-TELEPH & ACCESS	609	—	—	—
5410006	SUP-COMPUTER	797	—	—	—
5410007	SUP-CLOTHING/UNIFORM	7,972	—	—	—
5410013	SUP-FOOD & BEVERAGE	4,060	—	—	—
5410015	SUP-AUTO	698	—	—	—
5410016	SUP-BLD	7	—	—	—
5410017	SUP-JANITORIAL	175	—	—	—
5410018	SUP-FARM	70	—	—	—
5410019	SUP-CHEMICAL/GAS MAT	4,322	—	—	—
5410022	SUP-FUELS/LUBRICANTS	1,124	—	—	—
5410025	SUP-LAB SUPPLIES	12,697	—	—	—
5410028	SUP-STORAGE/PACKAGNG	114	—	—	—
5410031	SUP-REP/MNT SUP-AUTO	2,655	—	—	—
5410032	SUP-REP/MNT SUP-OTHR	808	—	—	—
5410036	SUP-FUELTRAC	126,088	—	—	—
5410045	SUP-BOAT MTCE	1,499	—	—	—
5410400	SUP-OTHER	175,478	—	—	—
Total Supplies:		\$349,719	\$429,871	\$376,871	\$(53,000)

Professional Services

Commitment Item	Name	FY2018-2019 Actuals	Existing Operating Budget as of 10/01/2019	FY2020-2021 Total Request	Over/Under EOB
5500000	TOTAL PROF SERVICES	—	1,260,097	1,217,000	(43,097)
5510400	PROF SERV-OTHER	1,312,032	—	—	—
Total Professional Services:		\$1,312,032	\$1,260,097	\$1,217,000	\$(43,097)

Other Charges

Commitment Item	Name	FY2018-2019 Actuals	Existing Operating Budget as of 10/01/2019	FY2020-2021 Total Request	Over/Under EOB
5600000	TOTAL OTHER CHARGES	—	33,000	33,000	—
5620063	MISC-OPERATNG SVCS	2,318	—	—	—
5620065	MISC-SUPPLIES OTHER	13,860	—	—	—
5620067	MISC-TR OUT OF STATE	53	—	—	—
5620900	MISC-ACQ/MAJ REP OTH	14,575	—	—	—
Total Other Charges:		\$30,807	\$33,000	\$33,000	—

Interagency Transfers

Commitment Item	Name	FY2018-2019 Actuals	Existing Operating Budget as of 10/01/2019	FY2020-2021 Total Request	Over/Under EOB
5950000	TOTAL IAT	—	122,110	102,110	(20,000)
5950001	IAT-COMMODITY/SERV	21,764	—	—	—
5950007	IAT-PRINTING	4,702	—	—	—
5950014	IAT-TELEPHONE	60,940	—	—	—
5950023	IAT-OTHER MAINTENANC	1,913	—	—	—
5950028	IAT-UTILITIES	1,724	—	—	—
5950038	IAT-OTHER OPER SERV	1,701	—	—	—
Total Interagency Transfers:		\$92,744	\$122,110	\$102,110	\$(20,000)

Acquisitions

Commitment Item	Name	FY2018-2019 Actuals	Existing Operating Budget as of 10/01/2019	FY2020-2021 Total Request	Over/Under EOB
5700000	TOTAL ACQUISITIONS	—	501,297	413,100	(88,197)
5710236	ACQ-OTHER	72,845	—	—	—
5710928	AGRIC/RESEARCH-MA	142,532	—	—	—
5710950	TRANS-VEHICLES-MA	356,534	—	—	—

Acquisitions *(continued)*

Commitment Item	Name	FY2018-2019 Actuals	Existing Operating Budget as of 10/01/2019	FY2020-2021 Total Request	Over/Under EOB
5710951	TRANS-MARINE-MA	33,301	—	—	—
Total Acquisitions:		\$605,213	\$501,297	\$413,100	\$(88,197)
Total Expenditures for Program 8562		\$22,899,844	\$24,319,984	\$24,469,672	\$149,688

8563 - Office of Environmental Services

Means of Financing

Description	FY2018-2019 Actuals	Existing Operating Budget as of 10/01/2019	FY2020-2021 Total Request	Over/Under EOB	Percent Change
STATE GENERAL FUND (Direct)	—	—	—	—	—
STATE GENERAL FUND BY:	—	—	—	—	—
INTERAGENCY TRANSFERS	—	—	—	—	—
FEES & SELF-GENERATED	16,600	19,790	11,978,997	11,959,207	60,430.56%
STATUTORY DEDICATIONS	11,335,782	12,077,124	878,992	(11,198,132)	(92.72)%
FEDERAL FUNDS	3,000,983	3,423,151	3,423,151	—	—
TOTAL MEANS OF FINANCING	\$14,353,364	\$15,520,065	\$16,281,140	\$761,075	4.90%

Fees and Self-Generated

Description	FY2018-2019 Actuals	Existing Operating Budget as of 10/01/2019	FY2020-2021 Total Request	Over/Under EOB	Percent Change
Fees & Self-Generated	16,600	19,790	19,790	—	—
Environmental Trust Fund	—	—	11,959,207	11,959,207	—
Total:	\$16,600	\$19,790	\$11,978,997	\$11,959,207	60,430.56%

Statutory Dedications

Description	FY2018-2019 Actuals	Existing Operating Budget as of 10/01/2019	FY2020-2021 Total Request	Over/Under EOB	Percent Change
Hazardous Waste Site Cleanup Fund	32,297	—	—	—	—
Environmental Trust Fund	10,931,110	11,198,132	—	(11,198,132)	(100.00)%
Clean Water State Revolving Fund	0	500,000	500,000	—	—
Waste Tire Management Fund	299,095	303,992	303,992	—	—
Lead Hazard Reduction Fund	73,279	75,000	75,000	—	—
Total:	\$11,335,782	\$12,077,124	\$878,992	\$(11,198,132)	(92.72)%

Program Expenditures

Description	FY2018-2019 Actuals	Existing Operating Budget as of 10/01/2019	FY2020-2021 Total Request	Over/Under EOB	Percent Change
Salaries	9,752,004	10,186,988	10,910,648	723,660	7.10%
Other Compensation	8,627	—	—	—	—
Related Benefits	4,454,092	5,169,196	5,221,611	52,415	1.01%
TOTAL PERSONAL SERVICES	\$14,214,723	\$15,356,184	\$16,132,259	\$776,075	5.05%
Travel	42,287	49,500	49,500	—	—
Operating Services	32,787	44,157	34,157	(10,000)	(22.65)%
Supplies	21,301	22,363	19,363	(3,000)	(13.42)%
TOTAL OPERATING EXPENSES	\$96,375	\$116,020	\$103,020	\$(13,000)	(11.20)%
PROFESSIONAL SERVICES	—	—	—	—	—
Other Charges	—	—	—	—	—
Debt Service	—	—	—	—	—
Interagency Transfers	42,266	47,861	45,861	(2,000)	(4.18)%
TOTAL OTHER CHARGES	\$42,266	\$47,861	\$45,861	\$(2,000)	(4.18)%
Acquisitions	—	—	—	—	—
Major Repairs	—	—	—	—	—
TOTAL ACQ. & MAJOR REPAIRS	—	—	—	—	—
TOTAL EXPENDITURES	\$14,353,364	\$15,520,065	\$16,281,140	\$761,075	4.90%

Program Positions

Classified	156	160	160	—	—
Unclassified	—	—	—	—	—
TOTAL AUTHORIZED T.O. FTE POSITIONS	156	160	160	—	—
TOTAL AUTHORIZED OTHER CHARGES POSITIONS	—	—	—	—	—
TOTAL NON-T.O. FTE POSITIONS	—	—	—	—	—
TOTAL POSITIONS	156	160	160	—	—

Cost Detail

Means of Financing

Description	FY2018-2019 Actuals	Existing Operating Budget as of 10/01/2019	FY2020-2021 Total Request	Over/Under EOB
Fees & Self-Generated	16,600	19,790	19,790	—
Environmental Trust Fund	—	—	11,959,207	11,959,207
Hazardous Waste Site Cleanup Fund	32,297	—	—	—
Environmental Trust Fund	10,931,110	11,198,132	—	(11,198,132)
Clean Water State Revolving Fund	0	500,000	500,000	—
Waste Tire Management Fund	299,095	303,992	303,992	—
Lead Hazard Reduction Fund	73,279	75,000	75,000	—
Federal Funds	3,000,983	3,423,151	3,423,151	—
Total:	\$14,353,364	\$15,520,065	\$16,281,140	\$761,075

Salaries

Commitment Item	Name	FY2018-2019 Actuals	Existing Operating Budget as of 10/01/2019	FY2020-2021 Total Request	Over/Under EOB
5110000	TOTAL SALARIES	—	10,186,988	10,910,648	723,660
5110010	SAL-CLASS-TO-REG	9,317,376	—	—	—
5110015	SAL-CLASS-TO-OT	390,712	—	—	—
5110020	SAL-CLASS-TO-TERM	43,916	—	—	—
Total Salaries:		\$9,752,004	\$10,186,988	\$10,910,648	\$723,660

Other Compensation

Commitment Item	Name	FY2018-2019 Actuals	Existing Operating Budget as of 10/01/2019	FY2020-2021 Total Request	Over/Under EOB
5120010	COMPENSATION/WAGES	7,364	—	—	—
5120035	STUDENT LABOR	46	—	—	—
5120105	COMP-CL-NON TO-OT	1,218	—	—	—
Total Other Compensation:		\$8,627	—	—	—

Related Benefits

Commitment Item	Name	FY2018-2019 Actuals	Existing Operating Budget as of 10/01/2019	FY2020-2021 Total Request	Over/Under EOB
5130000	TOTAL RELATED BENF	—	5,169,196	5,221,611	52,415
5130010	RET CONTR-STATE EMP	3,340,522	—	—	—
5130020	RET CONTR-TEACHERS	15,432	—	—	—
5130055	FICA TAX (OASDI)	284	—	—	—
5130060	MEDICARE TAX	132,891	—	—	—
5130070	GRP INS CONTRIBUTION	963,763	—	—	—
5130090	TAXABLE FRINGE BEN	1,200	—	—	—
Total Related Benefits:		\$4,454,092	\$5,169,196	\$5,221,611	\$52,415

Travel

Commitment Item	Name	FY2018-2019 Actuals	Existing Operating Budget as of 10/01/2019	FY2020-2021 Total Request	Over/Under EOB
5200000	TOTAL TRAVEL	—	49,500	49,500	—
5210010	IN-STATE TRAVEL-ADM	211	—	—	—
5210015	IN-STATE TRAVEL-CONF	6,929	—	—	—
5210020	IN-STATE TRAV-FIELD	4,599	—	—	—
5210025	IN-STATE TRV-BD MEM	269	—	—	—
5210050	OUT-OF-STATE TRV-ADM	71	—	—	—
5210055	OUT-OF-STTRV-CONF	26,458	—	—	—
5210110	CONFERENCE REG FEES	3,750	—	—	—
Total Travel:		\$42,287	\$49,500	\$49,500	—

Operating Services

Commitment Item	Name	FY2018-2019 Actuals	Existing Operating Budget as of 10/01/2019	FY2020-2021 Total Request	Over/Under EOB
5300000	TOTAL OPERATING SERV	—	44,157	34,157	(10,000)
5310001	SERV-ADVERTISING	9,278	—	—	—
5310005	SERV-PRINTING	15,731	—	—	—
5310010	SERV-DUES & OTHER	1,125	—	—	—

Operating Services *(continued)*

Commitment Item	Name	FY2018-2019 Actuals	Existing Operating Budget as of 10/01/2019	FY2020-2021 Total Request	Over/Under EOB
5310015	SERV-SECURITY	1,032	—	—	—
5310400	SERV-MISC	651	—	—	—
5330018	MAINT-AUTO REPAIRS	599	—	—	—
5340020	RENT-EQUIPMENT	1,150	—	—	—
5340070	RENT-OTHER	900	—	—	—
5350004	UTIL-TELEPHONE SERV	2,133	—	—	—
5350008	UTIL-DEL UPS/FED EXP	187	—	—	—
Total Operating Services:		\$32,787	\$44,157	\$34,157	\$(10,000)

Supplies

Commitment Item	Name	FY2018-2019 Actuals	Existing Operating Budget as of 10/01/2019	FY2020-2021 Total Request	Over/Under EOB
5400000	TOTAL SUPPLIES	—	22,363	19,363	(3,000)
5410001	SUP-OFFICE SUPPLIES	6,575	—	—	—
5410006	SUP-COMPUTER	275	—	—	—
5410007	SUP-CLOTHING/UNIFORM	1,201	—	—	—
5410022	SUP-FUELS/LUBRICANTS	69	—	—	—
5410036	SUP-FUELTRAC	2,236	—	—	—
5410400	SUP-OTHER	10,945	—	—	—
Total Supplies:		\$21,301	\$22,363	\$19,363	\$(3,000)

Interagency Transfers

Commitment Item	Name	FY2018-2019 Actuals	Existing Operating Budget as of 10/01/2019	FY2020-2021 Total Request	Over/Under EOB
5950000	TOTAL IAT	—	47,861	45,861	(2,000)
5950001	IAT-COMMODITY/SERV	3,175	—	—	—
5950007	IAT-PRINTING	2,016	—	—	—

Interagency Transfers *(continued)*

Commitment Item	Name	FY2018-2019 Actuals	Existing Operating Budget as of 10/01/2019	FY2020-2021 Total Request	Over/Under EOB
5950014	IAT-TELEPHONE	37,076	—	—	—
Total Interagency Transfers:		\$42,266	\$47,861	\$45,861	\$(2,000)
Total Expenditures for Program 8563		\$14,353,364	\$15,520,065	\$16,281,140	\$761,075

8564 - Office of Management and Finance

Means of Financing

Description	FY2018-2019 Actuals	Existing Operating Budget as of 10/01/2019	FY2020-2021 Total Request	Over/Under EOB	Percent Change
STATE GENERAL FUND (Direct)	—	—	—	—	—
STATE GENERAL FUND BY:	—	—	—	—	—
INTERAGENCY TRANSFERS	—	—	—	—	—
FEES & SELF-GENERATED	3,479	5,000	18,927,284	18,922,284	378,445.68%
STATUTORY DEDICATIONS	43,508,624	48,737,524	30,612,493	(18,125,031)	(37.19)%
FEDERAL FUNDS	3,112,727	3,176,058	3,176,058	—	—
TOTAL MEANS OF FINANCING	\$46,624,830	\$51,918,582	\$52,715,835	\$797,253	1.54%

Fees and Self-Generated

Description	FY2018-2019 Actuals	Existing Operating Budget as of 10/01/2019	FY2020-2021 Total Request	Over/Under EOB	Percent Change
Fees & Self-Generated	3,479	5,000	5,000	—	—
Environmental Trust Fund	—	—	18,922,284	18,922,284	—
Total:	\$3,479	\$5,000	\$18,927,284	\$18,922,284	378,445.68%

Statutory Dedications

Description	FY2018-2019 Actuals	Existing Operating Budget as of 10/01/2019	FY2020-2021 Total Request	Over/Under EOB	Percent Change
Hazardous Waste Site Cleanup Fund	180,393	190,000	1,390,000	1,200,000	631.58%
Environmental Trust Fund	18,186,123	20,380,031	—	(20,380,031)	(100.00)%
Clean Water State Revolving Fund	361,106	277,000	277,000	—	—
Motor Fuels Underground Tank	14,141,868	15,649,485	16,649,485	1,000,000	6.39%
Waste Tire Management Fund	10,638,150	12,241,008	12,241,008	—	—
Lead Hazard Reduction Fund	—	—	55,000	55,000	—
Oil Spill Contingency Fund	984	—	—	—	—
Total:	\$43,508,624	\$48,737,524	\$30,612,493	\$(18,125,031)	(37.19)%

Program Expenditures

Description	FY2018-2019 Actuals	Existing Operating Budget as of 10/01/2019	FY2020-2021 Total Request	Over/Under EOB	Percent Change
Salaries	3,005,261	3,211,762	3,346,796	135,034	4.20%
Other Compensation	473,054	211,043	211,043	—	—
Related Benefits	4,872,208	5,134,895	5,243,211	108,316	2.11%
TOTAL PERSONAL SERVICES	\$8,350,523	\$8,557,700	\$8,801,050	\$243,350	2.84%
Travel	18,891	21,500	21,500	—	—
Operating Services	234,921	620,506	360,506	(260,000)	(41.90)%
Supplies	172,919	143,018	143,018	—	—
TOTAL OPERATING EXPENSES	\$426,731	\$785,024	\$525,024	\$(260,000)	(33.12)%
PROFESSIONAL SERVICES	\$1,393,092	\$1,603,734	\$1,965,360	\$361,626	22.55%
Other Charges	25,259,743	28,992,187	29,867,337	875,150	3.02%
Debt Service	—	—	—	—	—
Interagency Transfers	11,157,048	11,861,105	11,557,064	(304,041)	(2.56)%
TOTAL OTHER CHARGES	\$36,416,791	\$40,853,292	\$41,424,401	\$571,109	1.40%
Acquisitions	37,694	118,832	—	(118,832)	(100.00)%
Major Repairs	—	—	—	—	—
TOTAL ACQ. & MAJOR REPAIRS	\$37,694	\$118,832	—	\$(118,832)	(100.00)%
TOTAL EXPENDITURES	\$46,624,830	\$51,918,582	\$52,715,835	\$797,253	1.54%

Program Positions

Classified	52	53	54	1	1.89%
Unclassified	—	—	—	—	—
TOTAL AUTHORIZED T.O. FTE POSITIONS	52	53	54	1	1.89%
TOTAL AUTHORIZED OTHER CHARGES POSITIONS	—	—	—	—	—
TOTAL NON-T.O. FTE POSITIONS	—	—	—	—	—
TOTAL POSITIONS	52	53	54	1	1.89%

Cost Detail

Means of Financing

Description	FY2018-2019 Actuals	Existing Operating Budget as of 10/01/2019	FY2020-2021 Total Request	Over/Under EOB
Fees & Self-Generated	3,479	5,000	5,000	—
Environmental Trust Fund	—	—	18,922,284	18,922,284
Hazardous Waste Site Cleanup Fund	180,393	190,000	1,390,000	1,200,000
Environmental Trust Fund	18,186,123	20,380,031	—	(20,380,031)
Clean Water State Revolving Fund	361,106	277,000	277,000	—
Motor Fuels Underground Tank	14,141,868	15,649,485	16,649,485	1,000,000
Waste Tire Management Fund	10,638,150	12,241,008	12,241,008	—
Lead Hazard Reduction Fund	—	—	55,000	55,000
Oil Spill Contingency Fund	984	—	—	—
Federal Funds	3,112,727	3,176,058	3,176,058	—
Total:	\$46,624,830	\$51,918,582	\$52,715,835	\$797,253

Salaries

Commitment Item	Name	FY2018-2019 Actuals	Existing Operating Budget as of 10/01/2019	FY2020-2021 Total Request	Over/Under EOB
5110000	TOTAL SALARIES	—	3,211,762	3,346,796	135,034
5110010	SAL-CLASS-TO-REG	3,000,537	—	—	—
5110015	SAL-CLASS-TO-OT	2,653	—	—	—
5110020	SAL-CLASS-TO-TERM	2,071	—	—	—
Total Salaries:		\$3,005,261	\$3,211,762	\$3,346,796	\$135,034

Other Compensation

Commitment Item	Name	FY2018-2019 Actuals	Existing Operating Budget as of 10/01/2019	FY2020-2021 Total Request	Over/Under EOB
5120000	TOTAL OTHER COMP	—	211,043	211,043	—
5120010	COMPENSATION/WAGES	306,573	—	—	—
5120035	STUDENT LABOR	166,481	—	—	—
Total Other Compensation:		\$473,054	\$211,043	\$211,043	—

Related Benefits

Commitment Item	Name	FY2018-2019 Actuals	Existing Operating Budget as of 10/01/2019	FY2020-2021 Total Request	Over/Under EOB
5130000	TOTAL RELATED BENF	—	5,134,895	5,243,211	108,316
5130010	RET CONTR-STATE EMP	1,085,042	—	—	—
5130050	POSTRET BENEFITS	3,378,742	—	—	—
5130055	FICA TAX (OASDI)	18,553	—	—	—
5130060	MEDICARE TAX	47,611	—	—	—
5130065	UNEMPLOYMENT BENEFIT	1,235	—	—	—
5130070	GRP INS CONTRIBUTION	338,554	—	—	—
5130090	TAXABLE FRINGE BEN	2,470	—	—	—
Total Related Benefits:		\$4,872,208	\$5,134,895	\$5,243,211	\$108,316

Travel

Commitment Item	Name	FY2018-2019 Actuals	Existing Operating Budget as of 10/01/2019	FY2020-2021 Total Request	Over/Under EOB
5200000	TOTAL TRAVEL	—	21,500	21,500	—
5210015	IN-STATE TRAVEL-CONF	9,797	—	—	—
5210020	IN-STATE TRAV-FIELD	281	—	—	—
5210055	OUT-OF-STTRV-CONF	7,343	—	—	—
5210060	OUT-OF-STTRV-FIELD	570	—	—	—
5210110	CONFERENCE REG FEES	750	—	—	—
5210115	CERTIFICATION FEES	150	—	—	—
Total Travel:		\$18,891	\$21,500	\$21,500	—

Operating Services

Commitment Item	Name	FY2018-2019 Actuals	Existing Operating Budget as of 10/01/2019	FY2020-2021 Total Request	Over/Under EOB
5300000	TOTAL OPERATING SERV	—	620,506	360,506	(260,000)
5310001	SERV-ADVERTISING	774	—	—	—
5310004	SERV-BANK FEES	2,279	—	—	—
5310005	SERV-PRINTING	61	—	—	—

Operating Services (continued)

Commitment Item	Name	FY2018-2019 Actuals	Existing Operating Budget as of 10/01/2019	FY2020-2021 Total Request	Over/Under EOB
5310009	SERV-MOVING SERVICES	169	—	—	—
5310010	SERV-DUES & OTHER	71,819	—	—	—
5310011	SERV-SUBSCRIPTIONS	4,771	—	—	—
5310013	SERV-LAB FEES	19	—	—	—
5310014	SERV-DRUG TESTING	2,668	—	—	—
5310400	SERV-MISC	13,409	—	—	—
5330001	MAINT-BUILDINGS	625	—	—	—
5330004	MAINT-GARBAGE DISP	8,245	—	—	—
5330007	MAINT-PROPERTY	7,050	—	—	—
5330008	MAINT-EQUIPMENT	2,265	—	—	—
5330017	MAINT-DATA SOFTWARE	4,661	—	—	—
5330018	MAINT-AUTO REPAIRS	4,654	—	—	—
5340010	RENT-REAL ESTATE	2,796	—	—	—
5340020	RENT-EQUIPMENT	62,369	—	—	—
5340025	RENT-AUTOMOBILES	47	—	—	—
5340078	RENT-DATA-LIC SOFT	290	—	—	—
5350002	UTIL-DATA LINE/CIRCT	11,375	—	—	—
5350004	UTIL-TELEPHONE SERV	2,599	—	—	—
5350006	UTIL-MAIL/DEL/POST	17,555	—	—	—
5350008	UTIL-DEL UPS/FED EXP	10,147	—	—	—
5350012	UTIL-CABLE	4,275	—	—	—
Total Operating Services:		\$234,921	\$620,506	\$360,506	\$(260,000)

Supplies

Commitment Item	Name	FY2018-2019 Actuals	Existing Operating Budget as of 10/01/2019	FY2020-2021 Total Request	Over/Under EOB
5400000	TOTAL SUPPLIES	—	143,018	143,018	—
5410001	SUP-OFFICE SUPPLIES	23,519	—	—	—
5410002	SUP-TELEPH & ACCESS	2,150	—	—	—
5410006	SUP-COMPUTER	32,742	—	—	—
5410007	SUP-CLOTHING/UNIFORM	1,051	—	—	—
5410015	SUP-AUTO	216	—	—	—
5410021	SUP-ELECTRONICS/ELEC	28,488	—	—	—
5410022	SUP-FUELS/LUBRICANTS	1,717	—	—	—
5410028	SUP-STORAGE/PACKAGNG	41	—	—	—
5410036	SUP-FUELTRAC	7,094	—	—	—
5410050	SUP-FUEL-AIRCRAFT	5,010	—	—	—
5410400	SUP-OTHER	70,891	—	—	—
Total Supplies:		\$172,919	\$143,018	\$143,018	—

Professional Services

Commitment Item	Name	FY2018-2019 Actuals	Existing Operating Budget as of 10/01/2019	FY2020-2021 Total Request	Over/Under EOB
5500000	TOTAL PROF SERVICES	—	1,603,734	1,965,360	361,626
5510007	PROF SERV-MED/DEN	84,890	—	—	—
5510400	PROF SERV-OTHER	1,308,202	—	—	—
Total Professional Services:		\$1,393,092	\$1,603,734	\$1,965,360	\$361,626

Other Charges

Commitment Item	Name	FY2018-2019 Actuals	Existing Operating Budget as of 10/01/2019	FY2020-2021 Total Request	Over/Under EOB
5600000	TOTAL OTHER CHARGES	—	28,992,187	29,867,337	875,150
5620063	MISC-OPERATNG SVCS	7,811	—	—	—
5620064	MISC-PROF SVCS	831,605	—	—	—
5620068	MISC-ACQ/MAJ REP OTH	171,450	—	—	—

Other Charges *(continued)*

Commitment Item	Name	FY2018-2019 Actuals	Existing Operating Budget as of 10/01/2019	FY2020-2021 Total Request	Over/Under EOB
5620070	MISC-MTR FUEL CLAIMS	14,000,589	—	—	—
5620071	MISC-WASTE TIRE PYMT	10,248,288	—	—	—
Total Other Charges:		\$25,259,743	\$28,992,187	\$29,867,337	\$875,150

Interagency Transfers

Commitment Item	Name	FY2018-2019 Actuals	Existing Operating Budget as of 10/01/2019	FY2020-2021 Total Request	Over/Under EOB
5950000	TOTAL IAT	—	11,861,105	11,557,064	(304,041)
5950001	IAT-COMMODITY/SERV	577,604	—	—	—
5950007	IAT-PRINTING	4,747	—	—	—
5950008	IAT-POSTAGE	146,654	—	—	—
5950013	IAT-TEL-LANET DATA	377,622	—	—	—
5950014	IAT-TELEPHONE	46,166	—	—	—
5950019	IAT-AVIATION FUEL	11,727	—	—	—
5950020	IAT-AVIATION MAINT	30,637	—	—	—
5950023	IAT-OTHER MAINTENANC	0	—	—	—
5950026	IAT-RENTALS	3,592,309	—	—	—
5950034	IAT-OFFICE SUPPLIES	10	—	—	—
5950038	IAT-OTHER OPER SERV	393	—	—	—
5950047	IAT-EMAIL	38,428	—	—	—
5950048	IAT-CPTP	39,811	—	—	—
5950049	IAT-CIVIL SERVICE	218,309	—	—	—
5950050	IAT-ORM INSURANCE	672,718	—	—	—
5950051	IAT-OSUP	36,274	—	—	—
5950052	IAT-LEG. AUDITOR	99,183	—	—	—
5950053	IAT-STATE TREASURER	27,245	—	—	—

Interagency Transfers *(continued)*

Commitment Item	Name	FY2018-2019 Actuals	Existing Operating Budget as of 10/01/2019	FY2020-2021 Total Request	Over/Under EOB
5950057	IAT-CAP POL-BLD SEC	225,178	—	—	—
5950058	IAT-TECH SVCS	5,012,034	—	—	—
Total Interagency Transfers:		\$11,157,048	\$11,861,105	\$11,557,064	\$(304,041)

Acquisitions

Commitment Item	Name	FY2018-2019 Actuals	Existing Operating Budget as of 10/01/2019	FY2020-2021 Total Request	Over/Under EOB
5700000	TOTAL ACQUISITIONS	—	118,832	—	(118,832)
5710224	ACQ-OFFICE FURN&EQP	185	—	—	—
5710950	TRANS-VEHICLES-MA	37,509	—	—	—
Total Acquisitions:		\$37,694	\$118,832	—	\$(118,832)
Total Expenditures for Program 8564		\$46,624,830	\$51,918,582	\$52,715,835	\$797,253

8565 - Office of Environmental Assessment

Means of Financing

Description	FY2018-2019 Actuals	Existing Operating Budget as of 10/01/2019	FY2020-2021 Total Request	Over/Under EOB	Percent Change
STATE GENERAL FUND (Direct)	—	—	—	—	—
STATE GENERAL FUND BY:	—	—	—	—	—
INTERAGENCY TRANSFERS	35,772	30,000	30,000	—	—
FEES & SELF-GENERATED	—	—	19,433,388	19,433,388	—
STATUTORY DEDICATIONS	18,147,776	31,759,925	6,705,116	(25,054,809)	(78.89)%
FEDERAL FUNDS	5,457,697	8,623,457	8,623,457	—	—
TOTAL MEANS OF FINANCING	\$23,641,246	\$40,413,382	\$34,791,961	\$(5,621,421)	(13.91)%

Fees and Self-Generated

Description	FY2018-2019 Actuals	Existing Operating Budget as of 10/01/2019	FY2020-2021 Total Request	Over/Under EOB	Percent Change
Environmental Trust Fund	—	—	19,433,388	19,433,388	—
Total:	—	—	\$19,433,388	\$19,433,388	—

Statutory Dedications

Description	FY2018-2019 Actuals	Existing Operating Budget as of 10/01/2019	FY2020-2021 Total Request	Over/Under EOB	Percent Change
Hazardous Waste Site Cleanup Fund	4,266,101	4,670,140	4,435,871	(234,269)	(5.02)%
Environmental Trust Fund	12,059,611	24,820,540	—	(24,820,540)	(100.00)%
Clean Water State Revolving Fund	1,698,327	2,078,500	2,078,500	—	—
Oil Spill Contingency Fund	123,737	190,745	190,745	—	—
Total:	\$18,147,776	\$31,759,925	\$6,705,116	\$(25,054,809)	(78.89)%

Program Expenditures

Description	FY2018-2019 Actuals	Existing Operating Budget as of 10/01/2019	FY2020-2021 Total Request	Over/Under EOB	Percent Change
Salaries	11,091,209	11,687,792	12,203,145	515,353	4.41%
Other Compensation	52,556	—	—	—	—
Related Benefits	5,271,632	5,934,979	6,135,312	200,333	3.38%
TOTAL PERSONAL SERVICES	\$16,415,398	\$17,622,771	\$18,338,457	\$715,686	4.06%
Travel	105,722	106,113	106,113	—	—
Operating Services	634,021	770,382	770,382	—	—
Supplies	236,886	246,017	246,017	—	—
TOTAL OPERATING EXPENSES	\$976,629	\$1,122,512	\$1,122,512	—	—
PROFESSIONAL SERVICES	\$384,974	\$514,582	\$400,000	\$(114,582)	(22.27)%
Other Charges	4,363,002	13,139,650	11,679,365	(1,460,285)	(11.11)%
Debt Service	—	—	—	—	—
Interagency Transfers	449,349	4,586,327	2,611,327	(1,975,000)	(43.06)%
TOTAL OTHER CHARGES	\$4,812,352	\$17,725,977	\$14,290,692	\$(3,435,285)	(19.38)%
Acquisitions	1,051,894	3,427,540	640,300	(2,787,240)	(81.32)%
Major Repairs	—	—	—	—	—
TOTAL ACQ. & MAJOR REPAIRS	\$1,051,894	\$3,427,540	\$640,300	\$(2,787,240)	(81.32)%
TOTAL EXPENDITURES	\$23,641,246	\$40,413,382	\$34,791,961	\$(5,621,421)	(13.91)%

Program Positions

Classified	188	187	187	—	—
Unclassified	—	—	—	—	—
TOTAL AUTHORIZED T.O. FTE POSITIONS	188	187	187	—	—
TOTAL AUTHORIZED OTHER CHARGES POSITIONS	—	—	—	—	—
TOTAL NON-T.O. FTE POSITIONS	—	—	—	—	—
TOTAL POSITIONS	188	187	187	—	—

Cost Detail

Means of Financing

Description	FY2018-2019 Actuals	Existing Operating Budget as of 10/01/2019	FY2020-2021 Total Request	Over/Under EOB
Interagency Transfers	35,772	30,000	30,000	—
Environmental Trust Fund	—	—	19,433,388	19,433,388
Hazardous Waste Site Cleanup Fund	4,266,101	4,670,140	4,435,871	(234,269)
Environmental Trust Fund	12,059,611	24,820,540	—	(24,820,540)
Clean Water State Revolving Fund	1,698,327	2,078,500	2,078,500	—
Oil Spill Contingency Fund	123,737	190,745	190,745	—
Federal Funds	5,457,697	8,623,457	8,623,457	—
Total:	\$23,641,246	\$40,413,382	\$34,791,961	\$(5,621,421)

Salaries

Commitment Item	Name	FY2018-2019 Actuals	Existing Operating Budget as of 10/01/2019	FY2020-2021 Total Request	Over/Under EOB
5110000	TOTAL SALARIES	—	11,687,792	12,203,145	515,353
5110010	SAL-CLASS-TO-REG	11,062,167	—	—	—
5110015	SAL-CLASS-TO-OT	13,181	—	—	—
5110020	SAL-CLASS-TO-TERM	15,861	—	—	—
Total Salaries:		\$11,091,209	\$11,687,792	\$12,203,145	\$515,353

Other Compensation

Commitment Item	Name	FY2018-2019 Actuals	Existing Operating Budget as of 10/01/2019	FY2020-2021 Total Request	Over/Under EOB
5120010	COMPENSATION/WAGES	52,556	—	—	—
Total Other Compensation:		\$52,556	—	—	—

Related Benefits

Commitment Item	Name	FY2018-2019 Actuals	Existing Operating Budget as of 10/01/2019	FY2020-2021 Total Request	Over/Under EOB
5130000	TOTAL RELATED BENF	—	5,934,979	6,135,312	200,333
5130010	RET CONTR-STATE EMP	3,942,831	—	—	—
5130055	FICA TAX (OASDI)	1,384	—	—	—

Related Benefits *(continued)*

Commitment Item	Name	FY2018-2019 Actuals	Existing Operating Budget as of 10/01/2019	FY2020-2021 Total Request	Over/Under EOB
5130060	MEDICARE TAX	150,929	—	—	—
5130070	GRP INS CONTRIBUTION	1,160,564	—	—	—
5130090	TAXABLE FRINGE BEN	15,925	—	—	—
Total Related Benefits:		\$5,271,632	\$5,934,979	\$6,135,312	\$200,333

Travel

Commitment Item	Name	FY2018-2019 Actuals	Existing Operating Budget as of 10/01/2019	FY2020-2021 Total Request	Over/Under EOB
5200000	TOTAL TRAVEL	—	106,113	106,113	—
5210015	IN-STATE TRAVEL-CONF	15,817	—	—	—
5210020	IN-STATE TRAV-FIELD	27,592	—	—	—
5210055	OUT-OF-STTRV-CONF	54,451	—	—	—
5210060	OUT-OF-STTRV-FIELD	3,882	—	—	—
5210110	CONFERENCE REG FEES	3,980	—	—	—
Total Travel:		\$105,722	\$106,113	\$106,113	—

Operating Services

Commitment Item	Name	FY2018-2019 Actuals	Existing Operating Budget as of 10/01/2019	FY2020-2021 Total Request	Over/Under EOB
5300000	TOTAL OPERATING SERV	—	770,382	770,382	—
5310001	SERV-ADVERTISING	487	—	—	—
5310005	SERV-PRINTING	668	—	—	—
5310010	SERV-DUES & OTHER	250	—	—	—
5310011	SERV-SUBSCRIPTIONS	112	—	—	—
5310013	SERV-LAB FEES	16,947	—	—	—
5310015	SERV-SECURITY	6,813	—	—	—
5310400	SERV-MISC	4,759	—	—	—
5330001	MAINT-BUILDINGS	1,850	—	—	—
5330003	MAINT-PESTCONTROL	1,316	—	—	—

Operating Services *(continued)*

Commitment Item	Name	FY2018-2019 Actuals	Existing Operating Budget as of 10/01/2019	FY2020-2021 Total Request	Over/Under EOB
5330007	MAINT-PROPERTY	11,750	—	—	—
5330008	MAINT-EQUIPMENT	53,741	—	—	—
5330014	MAINT-GROUNDS	800	—	—	—
5330017	MAINT-DATA SOFTWARE	232,071	—	—	—
5330018	MAINT-AUTO REPAIRS	44,337	—	—	—
5330020	MAINT-BOATS/BOAT MTR	1,653	—	—	—
5330026	MAINT-SOFTWRE MTCE	1,421	—	—	—
5340010	RENT-REAL ESTATE	100,714	—	—	—
5340015	RENT-OPER COST-BLDG	62,371	—	—	—
5340070	RENT-OTHER	29,512	—	—	—
5350002	UTIL-DATA LINE/CIRCT	11,248	—	—	—
5350004	UTIL-TELEPHONE SERV	5,083	—	—	—
5350005	UTIL-OTHER COMM SERV	520	—	—	—
5350006	UTIL-MAIL/DEL/POST	329	—	—	—
5350008	UTIL-DEL UPS/FED EXP	1,944	—	—	—
5350010	UTIL-ELECTRICITY	43,186	—	—	—
5350011	UTIL-WATER	139	—	—	—
Total Operating Services:		\$634,021	\$770,382	\$770,382	—

Supplies

Commitment Item	Name	FY2018-2019 Actuals	Existing Operating Budget as of 10/01/2019	FY2020-2021 Total Request	Over/Under EOB
5400000	TOTAL SUPPLIES	—	246,017	246,017	—
5410001	SUP-OFFICE SUPPLIES	6,088	—	—	—
5410002	SUP-TELEPH & ACCESS	69	—	—	—
5410006	SUP-COMPUTER	3,971	—	—	—
5410007	SUP-CLOTHING/UNIFORM	2,626	—	—	—

Supplies *(continued)*

Commitment Item	Name	FY2018-2019 Actuals	Existing Operating Budget as of 10/01/2019	FY2020-2021 Total Request	Over/Under EOB
5410013	SUP-FOOD & BEVERAGE	546	—	—	—
5410015	SUP-AUTO	1,047	—	—	—
5410016	SUP-BLD	17	—	—	—
5410019	SUP-CHEMICAL/GAS MAT	17,776	—	—	—
5410021	SUP-ELECTRONICS/ELEC	1,936	—	—	—
5410022	SUP-FUELS/LUBRICANTS	1,641	—	—	—
5410028	SUP-STORAGE/PACKAGNG	20	—	—	—
5410030	SUP-TOOLS	115	—	—	—
5410031	SUP-REP/MNT SUP-AUTO	888	—	—	—
5410032	SUP-REP/MNT SUP-OTHR	682	—	—	—
5410036	SUP-FUELTRAC	89,540	—	—	—
5410045	SUP-BOAT MTCE	1,166	—	—	—
5410400	SUP-OTHER	108,757	—	—	—
Total Supplies:		\$236,886	\$246,017	\$246,017	—

Professional Services

Commitment Item	Name	FY2018-2019 Actuals	Existing Operating Budget as of 10/01/2019	FY2020-2021 Total Request	Over/Under EOB
5500000	TOTAL PROF SERVICES	—	514,582	400,000	(114,582)
5510013	PROF SERV-IT	12,000	—	—	—
5510400	PROF SERV-OTHER	372,974	—	—	—
Total Professional Services:		\$384,974	\$514,582	\$400,000	\$(114,582)

Other Charges

Commitment Item	Name	FY2018-2019 Actuals	Existing Operating Budget as of 10/01/2019	FY2020-2021 Total Request	Over/Under EOB
5600000	TOTAL OTHER CHARGES	—	13,139,650	11,679,365	(1,460,285)
5610001	LOC AID-LOCL SCHL BD	987,750	—	—	—
5620063	MISC-OPERATNG SVCS	33,054	—	—	—

Other Charges *(continued)*

Commitment Item	Name	FY2018-2019 Actuals	Existing Operating Budget as of 10/01/2019	FY2020-2021 Total Request	Over/Under EOB
5620064	MISC-PROF SVCS	3,272,018	—	—	—
5620065	MISC-SUPPLIES OTHER	24,574	—	—	—
5620066	MISC-TRVL IN STATE	946	—	—	—
5620068	MISC-ACQ/MAJ REP OTH	44,661	—	—	—
Total Other Charges:		\$4,363,002	\$13,139,650	\$11,679,365	\$(1,460,285)

Interagency Transfers

Commitment Item	Name	FY2018-2019 Actuals	Existing Operating Budget as of 10/01/2019	FY2020-2021 Total Request	Over/Under EOB
5950000	TOTAL IAT	—	4,586,327	2,611,327	(1,975,000)
5950001	IAT-COMMODITY/SERV	325,436	—	—	—
5950007	IAT-PRINTING	2,048	—	—	—
5950014	IAT-TELEPHONE	48,493	—	—	—
5950026	IAT-RENTALS	68,730	—	—	—
5950028	IAT-UTILITIES	3,478	—	—	—
5950038	IAT-OTHER OPER SERV	1,164	—	—	—
Total Interagency Transfers:		\$449,349	\$4,586,327	\$2,611,327	\$(1,975,000)

Acquisitions

Commitment Item	Name	FY2018-2019 Actuals	Existing Operating Budget as of 10/01/2019	FY2020-2021 Total Request	Over/Under EOB
5700000	TOTAL ACQUISITIONS	—	3,427,540	640,300	(2,787,240)
5710228	ACQ-FARM/RESEARCH EQ	8,020	—	—	—
5710236	ACQ-OTHER	44,386	—	—	—
5710928	AGRIC/RESEARCH-MA	524,355	—	—	—
5710950	TRANS-VEHICLES-MA	363,502	—	—	—

Acquisitions *(continued)*

Commitment Item	Name	FY2018-2019 Actuals	Existing Operating Budget as of 10/01/2019	FY2020-2021 Total Request	Over/Under EOB
5710951	TRANS-MARINE-MA	111,631	—	—	—
Total Acquisitions:		\$1,051,894	\$3,427,540	\$640,300	\$(2,787,240)
Total Expenditures for Program 8565		\$23,641,246	\$40,413,382	\$34,791,961	\$(5,621,421)
Total Agency Expenditures:		\$115,221,735	\$140,360,196	\$137,072,083	\$(3,288,113)

SOURCE OF FUNDING SUMMARY

Agency Overview

Interagency Transfers

Description	FY2018-2019 Actuals	Existing Operating Budget as of 10/01/2019	FY2020-2021 Total Request	Over/Under EOB	Form ID
INTERAGENCY TRANSFERS	35,772	30,000	30,000	—	391
Total Interagency Transfers	\$35,772	\$30,000	\$30,000	—	

Fees & Self-Generated

Description	FY2018-2019 Actuals	Existing Operating Budget as of 10/01/2019	FY2020-2021 Total Request	Over/Under EOB	Form ID
FEES & SELF GENERATED	16,600	19,790	19,790	—	392
FEES & SELF GENERATED	3,479	5,000	5,000	—	394
Q02-ENVIRONMENTAL TRUST	—	—	78,655,162	78,655,162	688
Total Fees & Self-Generated	\$20,079	\$24,790	\$78,679,952	\$78,655,162	

Statutory Dedications

Description	FY2018-2019 Actuals	Existing Operating Budget as of 10/01/2019	FY2020-2021 Total Request	Over/Under EOB	Form ID
Q02-ENVIRONMENTAL TRUST	67,487,512	83,964,006	—	(83,964,006)	385
Q01-HWSCF	4,552,327	4,880,140	5,845,871	965,731	386
Q03-CWSRLF	2,060,621	2,855,500	2,855,500	—	387
Q05-MFTF	14,141,868	15,649,485	16,649,485	1,000,000	388
Q06-WTMF	11,487,700	13,000,000	13,000,000	—	396
Q07-LEAD	95,000	95,000	150,000	55,000	400
V01-OIL SPILL CONTINGENC	127,574	226,974	226,974	—	401
Total Statutory Dedications	\$99,952,602	\$120,671,105	\$38,727,830	\$(81,943,275)	

Federal Funds

Description	FY2018-2019 Actuals	Existing Operating Budget as of 10/01/2019	FY2020-2021 Total Request	Over/Under EOB	Form ID
EXCHANGE NETWORK GRANT	98,242	258,228	234,060	(24,168)	684
INDIRECT COST	5,052,761	5,765,004	5,504,716	(260,288)	685
PERFORMANCE PARTNERSHIP	6,719,412	6,757,613	6,738,898	(18,715)	789
SSEB	99,845	73,302	63,302	(10,000)	802
AHERA AQ ASBESTOS	153,764	144,194	148,699	4,505	806
P2.5 AIR MONITORING	348,698	365,644	350,823	(14,821)	816
SUPERFUND	69,648	82,271	69,648	(12,623)	819

Federal Funds (continued)

Description	FY2018-2019 Actuals	Existing Operating Budget as of 10/01/2019	FY2020-2021 Total Request	Over/Under EOB	Form ID
LUST CORRECTIVE ACTION	560,696	1,319,559	1,327,213	7,654	822
BROWNFIELDS STATE RESPON	171,601	827,512	855,536	28,024	826
WQMP SEC 604(B)	119,037	75,843	224,909	149,066	834
NON-POINT SOURCE (NPS)	1,508,353	2,314,071	2,472,028	157,957	836
STATE CLEAN DIESEL GRANT	—	278,829	280,298	1,469	838
LUST HURRICANE HARVEY GR	1,041	590,505	601,665	11,160	839
DSMOA	24,464	45,740	26,520	(19,220)	840
LUST PREVENTION COMPLIAN	248,987	300,396	300,396	—	841
WQMP SEC 106	2,574	246,590	246,590	—	843
TSCA TITLE IV STATE LEAD	—	189,000	189,000	—	844
Total Federal Funds	\$15,179,123	\$19,634,301	\$19,634,301	—	
Total Sources of Funding:	\$115,187,576	\$140,360,196	\$137,072,083	\$(3,288,113)	

SOURCE OF FUNDING DETAIL

Interagency Transfers

Form 391 — 856 - Interagency Transfers BR6 - CPRA (BP Oil Spill)

Expenditures	Existing Operating Budget as of 10/01/2019			FY2020-2021 Total Request			FY2021-2022 Projected		
	Means of Financing	In-Kind Match	Cash Match	Means of Financing	In-Kind Match	Cash Match	Means of Financing	In-Kind Match	Cash Match
Salaries	21,271	—	—	21,271	—	—	21,271	—	—
Other Compensation	—	—	—	—	—	—	—	—	—
Related Benefits	8,729	—	—	8,729	—	—	8,729	—	—
TOTAL PERSONAL SERVICES	\$30,000	—	—	\$30,000	—	—	\$30,000	—	—
Travel	—	—	—	—	—	—	—	—	—
Operating Services	—	—	—	—	—	—	—	—	—
Supplies	—	—	—	—	—	—	—	—	—
TOTAL OPERATING EXPENSES	—	—	—	—	—	—	—	—	—
PROFESSIONAL SERVICES	—	—	—	—	—	—	—	—	—
Other Charges	—	—	—	—	—	—	—	—	—
Debt Service	—	—	—	—	—	—	—	—	—
Interagency Transfers	—	—	—	—	—	—	—	—	—
TOTAL OTHER CHARGES	—	—	—	—	—	—	—	—	—
Acquisitions	—	—	—	—	—	—	—	—	—
Major Repairs	—	—	—	—	—	—	—	—	—
TOTAL ACQ. & MAJOR REPAIRS	—	—	—	—	—	—	—	—	—
TOTAL EXPENDITURES	\$30,000	—	—	\$30,000	—	—	\$30,000	—	—

Form 391 — 856 - Interagency Transfers BR6 - CPRA (BP Oil Spill)

Question	Narrative Response
State the purpose, source and legal citation.	Reimbursement from CPRA for the BP Oil Spill related NRDA (Natural Resource Damage Assessment) work.
Agency discretion or Federal requirement?	Expenditure items and amounts are approved by CPRA. Any changes must be also approved by them.
Describe any budgetary peculiarities.	Funding depending on continued approval by CPRA.
Is the Total Request amount for multiple years?	N/A
Additional information or comments.	
Provide the amount of any indirect costs.	
Any indirect costs funded with other MOF?	
Objectives and indicators in the Operational Plan.	
Additional information or comments.	

Fees & Self-Generated

Form 392 — 856 - Fees & SG BR6 (SW Operator Certification Fees)

Expenditures	Existing Operating Budget as of 10/01/2019			FY2020-2021 Total Request			FY2021-2022 Projected		
	Means of Financing	In-Kind Match	Cash Match	Means of Financing	In-Kind Match	Cash Match	Means of Financing	In-Kind Match	Cash Match
Salaries	10,000	—	—	10,000	—	—	10,000	—	—
Other Compensation	—	—	—	—	—	—	—	—	—
Related Benefits	6,000	—	—	6,000	—	—	6,000	—	—
TOTAL PERSONAL SERVICES	\$16,000	—	—	\$16,000	—	—	\$16,000	—	—
Travel	2,000	—	—	2,000	—	—	2,000	—	—
Operating Services	—	—	—	—	—	—	—	—	—
Supplies	1,790	—	—	1,790	—	—	1,790	—	—
TOTAL OPERATING EXPENSES	\$3,790	—	—	\$3,790	—	—	\$3,790	—	—
PROFESSIONAL SERVICES	—	—	—	—	—	—	—	—	—
Other Charges	—	—	—	—	—	—	—	—	—
Debt Service	—	—	—	—	—	—	—	—	—
Interagency Transfers	—	—	—	—	—	—	—	—	—
TOTAL OTHER CHARGES	—	—	—	—	—	—	—	—	—
Acquisitions	—	—	—	—	—	—	—	—	—
Major Repairs	—	—	—	—	—	—	—	—	—
TOTAL ACQ. & MAJOR REPAIRS	—	—	—	—	—	—	—	—	—
TOTAL EXPENDITURES	\$19,790	—	—	\$19,790	—	—	\$19,790	—	—

Form 392 — 856 - Fees & SG BR6 (SW Operator Certification Fees)

Question	Narrative Response
State the purpose, source and legal citation.	Source: Solid Waste Certification Fees. Purpose: Operation cost of the Solid Waste Board meetings.
Agency discretion or Federal requirement?	Fees are used only for the solid waste board expenses.
Describe any budgetary peculiarities.	N/A
Is the Total Request amount for multiple years?	N/A
Additional information or comments.	
Provide the amount of any indirect costs.	No indirect cost
Any indirect costs funded with other MOF?	100% user group.
Objectives and indicators in the Operational Plan.	N/A
Additional information or comments.	

Form 394 — 856 - Fees & SG BR6 (Sale of Forms)

Expenditures	Existing Operating Budget as of 10/01/2019			FY2020-2021 Total Request			FY2021-2022 Projected		
	Means of Financing	In-Kind Match	Cash Match	Means of Financing	In-Kind Match	Cash Match	Means of Financing	In-Kind Match	Cash Match
Salaries	—	—	—	—	—	—	—	—	—
Other Compensation	—	—	—	—	—	—	—	—	—
Related Benefits	—	—	—	—	—	—	—	—	—
TOTAL PERSONAL SERVICES	—	—	—	—	—	—	—	—	—
Travel	—	—	—	—	—	—	—	—	—
Operating Services	—	—	—	—	—	—	—	—	—
Supplies	—	—	—	—	—	—	—	—	—
TOTAL OPERATING EXPENSES	—	—	—	—	—	—	—	—	—
PROFESSIONAL SERVICES	\$5,000	—	—	\$5,000	—	—	\$5,000	—	—
Other Charges	—	—	—	—	—	—	—	—	—
Debt Service	—	—	—	—	—	—	—	—	—
Interagency Transfers	—	—	—	—	—	—	—	—	—
TOTAL OTHER CHARGES	—	—	—	—	—	—	—	—	—
Acquisitions	—	—	—	—	—	—	—	—	—
Major Repairs	—	—	—	—	—	—	—	—	—
TOTAL ACQ. & MAJOR REPAIRS	—	—	—	—	—	—	—	—	—
TOTAL EXPENDITURES	\$5,000	—	—	\$5,000	—	—	\$5,000	—	—

Form 394 — 856 - Fees & SG BR6 (Sale of Forms)

Question	Narrative Response
State the purpose, source and legal citation.	Source: Fees charged on sales of manifest forms and copies. Purpose: Production of forms and copies.
Agency discretion or Federal requirement?	Funds are collected to defray the cost of providing copies to the public at their request.
Describe any budgetary peculiarities.	N/A
Is the Total Request amount for multiple years?	N/A
Additional information or comments.	
Provide the amount of any indirect costs.	No indirect costs
Any indirect costs funded with other MOF?	100% user group.
Objectives and indicators in the Operational Plan.	Performance Indicator: Percent of public records requests completed. Funds are expensed by Records Management section of the department.
Additional information or comments.	

Form 688 — 856 - Q02 Environmental Quality SG

Expenditures	Existing Operating Budget as of 10/01/2019			FY2020-2021 Total Request			FY2021-2022 Projected		
	Means of Financing	In-Kind Match	Cash Match	Means of Financing	In-Kind Match	Cash Match	Means of Financing	In-Kind Match	Cash Match
Salaries	—	—	—	33,570,473	—	—	33,570,473	—	—
Other Compensation	—	—	—	211,043	—	—	211,043	—	—
Related Benefits	—	—	—	20,589,470	—	—	20,589,470	—	—
TOTAL PERSONAL SERVICES	—	—	—	\$54,370,986	—	—	\$54,370,986	—	—
Travel	—	—	—	237,280	—	—	237,280	—	—
Operating Services	—	—	—	2,278,972	—	—	2,278,972	—	—
Supplies	—	—	—	787,752	—	—	787,752	—	—
TOTAL OPERATING EXPENSES	—	—	—	\$3,304,004	—	—	\$3,304,004	—	—
PROFESSIONAL SERVICES	—	—	—	\$2,932,110	—	—	\$2,932,110	—	—
Other Charges	—	—	—	5,869,751	—	—	5,869,751	—	—
Debt Service	—	—	—	—	—	—	—	—	—
Interagency Transfers	—	—	—	11,019,911	—	—	11,019,911	—	—
TOTAL OTHER CHARGES	—	—	—	\$16,889,662	—	—	\$16,889,662	—	—
Acquisitions	—	—	—	1,158,400	—	—	1,158,400	—	—
Major Repairs	—	—	—	—	—	—	—	—	—
TOTAL ACQ. & MAJOR REPAIRS	—	—	—	\$1,158,400	—	—	\$1,158,400	—	—
TOTAL EXPENDITURES	—	—	—	\$78,655,162	—	—	\$78,655,162	—	—

Form 688 — 856 - Q02 Environmental Quality SG

Question	Narrative Response
State the purpose, source and legal citation.	Funds are derived from compliance determination fees, permits and permit modification fees. Purpose: Operation Cost. No match required.
Agency discretion or Federal requirement?	The funds are being used for the operations of the department.
Describe any budgetary peculiarities.	N/A
Is the Total Request amount for multiple years?	No
Additional information or comments.	
Provide the amount of any indirect costs.	
Any indirect costs funded with other MOF?	
Objectives and indicators in the Operational Plan.	
Additional information or comments.	

Statutory Dedications

Form 385 — 856 - ETF BR6

Expenditures	Existing Operating Budget as of 10/01/2019			FY2020-2021 Total Request			FY2021-2022 Projected		
	Means of Financing	In-Kind Match	Cash Match	Means of Financing	In-Kind Match	Cash Match	Means of Financing	In-Kind Match	Cash Match
Salaries	32,339,492	—	—	—	—	—	—	—	—
Other Compensation	211,043	—	—	—	—	—	—	—	—
Related Benefits	20,415,606	—	—	—	—	—	—	—	—
TOTAL PERSONAL SERVICES	\$52,966,141	—	—	—	—	—	—	—	—
Travel	254,280	—	—	—	—	—	—	—	—
Operating Services	2,575,972	—	—	—	—	—	—	—	—
Supplies	853,752	—	—	—	—	—	—	—	—
TOTAL OPERATING EXPENSES	\$3,684,004	—	—	—	—	—	—	—	—
PROFESSIONAL SERVICES	\$2,728,163	—	—	—	—	—	—	—	—
Other Charges	7,201,077	—	—	—	—	—	—	—	—
Debt Service	—	—	—	—	—	—	—	—	—
Interagency Transfers	13,343,952	—	—	—	—	—	—	—	—
TOTAL OTHER CHARGES	\$20,545,029	—	—	—	—	—	—	—	—
Acquisitions	4,040,669	—	—	—	—	—	—	—	—
Major Repairs	—	—	—	—	—	—	—	—	—
TOTAL ACQ. & MAJOR REPAIRS	\$4,040,669	—	—	—	—	—	—	—	—
TOTAL EXPENDITURES	\$83,964,006	—	—	—	—	—	—	—	—

Form 385 — 856 - ETF BR6

Question	Narrative Response
State the purpose, source and legal citation.	Funds are derived from compliance determination fees, permits and permit modification fees. Purpose: Operation Cost. No match required.
Agency discretion or Federal requirement?	The funds are being used for the operations of the department.
Describe any budgetary peculiarities.	N/A
Is the Total Request amount for multiple years?	No
Additional information or comments.	
Provide the amount of any indirect costs.	
Any indirect costs funded with other MOF?	
Objectives and indicators in the Operational Plan.	
Additional information or comments.	

Form 386 — 856 - HWSCF BR6

Expenditures	Existing Operating Budget as of 10/01/2019			FY2020-2021 Total Request			FY2021-2022 Projected		
	Means of Financing	In-Kind Match	Cash Match	Means of Financing	In-Kind Match	Cash Match	Means of Financing	In-Kind Match	Cash Match
Salaries	1,188,721	—	—	2,094,582	—	—	2,094,582	—	—
Other Compensation	—	—	—	—	—	—	—	—	—
Related Benefits	527,728	—	—	931,407	—	—	931,407	—	—
TOTAL PERSONAL SERVICES	\$1,716,449	—	—	\$3,025,989	—	—	\$3,025,989	—	—
Travel	5,000	—	—	5,000	—	—	5,000	—	—
Operating Services	30,000	—	—	30,000	—	—	30,000	—	—
Supplies	20,000	—	—	20,000	—	—	20,000	—	—
TOTAL OPERATING EXPENSES	\$55,000	—	—	\$55,000	—	—	\$55,000	—	—
PROFESSIONAL SERVICES	—	—	—	—	—	—	—	—	—
Other Charges	2,806,691	—	—	2,552,882	—	—	2,552,882	—	—
Debt Service	—	—	—	—	—	—	—	—	—
Interagency Transfers	212,000	—	—	212,000	—	—	212,000	—	—
TOTAL OTHER CHARGES	\$3,018,691	—	—	\$2,764,882	—	—	\$2,764,882	—	—
Acquisitions	90,000	—	—	—	—	—	—	—	—
Major Repairs	—	—	—	—	—	—	—	—	—
TOTAL ACQ. & MAJOR REPAIRS	\$90,000	—	—	—	—	—	—	—	—
TOTAL EXPENDITURES	\$4,880,140	—	—	\$5,845,871	—	—	\$5,845,871	—	—

Form 386 — 856 - HWSCF BR6

Question	Narrative Response
State the purpose, source and legal citation.	Funds are derived from (1) sums recovered through all judgments, settlements, assessments of civil or criminal penalties, fees and oversight costs received from potentially responsible parties for the department's work in overseeing of assessment and remediation at inactive or abandoned sites and (2) 100% of funds generated by the hazardous waste tax. Purpose: Operation Cost. No match required.
Agency discretion or Federal requirement?	The agency has the option as to how the funds will be expended for the line item. However, these revenues are used for the remediation of inactive and abandoned hazardous waste site and for the administration of the activity.
Describe any budgetary peculiarities.	N/A
Is the Total Request amount for multiple years?	No
Additional information or comments.	
Provide the amount of any indirect costs.	
Any indirect costs funded with other MOF?	
Objectives and indicators in the Operational Plan.	
Additional information or comments.	

Form 387 — 856 - CWSRLF BR6

Expenditures	Existing Operating Budget as of 10/01/2019			FY2020-2021 Total Request			FY2021-2022 Projected		
	Means of Financing	In-Kind Match	Cash Match	Means of Financing	In-Kind Match	Cash Match	Means of Financing	In-Kind Match	Cash Match
Salaries	1,830,000	—	—	1,830,000	—	—	1,830,000	—	—
Other Compensation	—	—	—	—	—	—	—	—	—
Related Benefits	870,000	—	—	870,000	—	—	870,000	—	—
TOTAL PERSONAL SERVICES	\$2,700,000	—	—	\$2,700,000	—	—	\$2,700,000	—	—
Travel	10,000	—	—	10,000	—	—	10,000	—	—
Operating Services	1,500	—	—	1,500	—	—	1,500	—	—
Supplies	1,000	—	—	1,000	—	—	1,000	—	—
TOTAL OPERATING EXPENSES	\$12,500	—	—	\$12,500	—	—	\$12,500	—	—
PROFESSIONAL SERVICES	\$30,000	—	—	\$30,000	—	—	\$30,000	—	—
Other Charges	112,000	—	—	112,000	—	—	112,000	—	—
Debt Service	—	—	—	—	—	—	—	—	—
Interagency Transfers	1,000	—	—	1,000	—	—	1,000	—	—
TOTAL OTHER CHARGES	\$113,000	—	—	\$113,000	—	—	\$113,000	—	—
Acquisitions	—	—	—	—	—	—	—	—	—
Major Repairs	—	—	—	—	—	—	—	—	—
TOTAL ACQ. & MAJOR REPAIRS	—	—	—	—	—	—	—	—	—
TOTAL EXPENDITURES	\$2,855,500	—	—	\$2,855,500	—	—	\$2,855,500	—	—

Form 387 — 856 - CWSRLF BR6

Question	Narrative Response
State the purpose, source and legal citation.	Funding is allocated for the administration of the Clean Water State Revolving Loan Program and the federally funded water related programs. Purpose: Operation Cost.
Agency discretion or Federal requirement?	Fund is used for the administration of the Clean Water State Revolving Loan Program purpose and a match to the federal grants.
Describe any budgetary peculiarities.	N/A
Is the Total Request amount for multiple years?	No
Additional information or comments.	
Provide the amount of any indirect costs.	
Any indirect costs funded with other MOF?	
Objectives and indicators in the Operational Plan.	
Additional information or comments.	

Form 388 — 856 - MFTF BR6

Expenditures	Existing Operating Budget as of 10/01/2019			FY2020-2021 Total Request			FY2021-2022 Projected		
	Means of Financing	In-Kind Match	Cash Match	Means of Financing	In-Kind Match	Cash Match	Means of Financing	In-Kind Match	Cash Match
Salaries	—	—	—	—	—	—	—	—	—
Other Compensation	—	—	—	—	—	—	—	—	—
Related Benefits	—	—	—	—	—	—	—	—	—
TOTAL PERSONAL SERVICES	—	—	—	—	—	—	—	—	—
Travel	—	—	—	—	—	—	—	—	—
Operating Services	—	—	—	—	—	—	—	—	—
Supplies	—	—	—	—	—	—	—	—	—
TOTAL OPERATING EXPENSES	—	—	—	—	—	—	—	—	—
PROFESSIONAL SERVICES	—	—	—	—	—	—	—	—	—
Other Charges	15,649,485	—	—	16,649,485	—	—	16,649,485	—	—
Debt Service	—	—	—	—	—	—	—	—	—
Interagency Transfers	—	—	—	—	—	—	—	—	—
TOTAL OTHER CHARGES	\$15,649,485	—	—	\$16,649,485	—	—	\$16,649,485	—	—
Acquisitions	—	—	—	—	—	—	—	—	—
Major Repairs	—	—	—	—	—	—	—	—	—
TOTAL ACQ. & MAJOR REPAIRS	—	—	—	—	—	—	—	—	—
TOTAL EXPENDITURES	\$15,649,485	—	—	\$16,649,485	—	—	\$16,649,485	—	—

Form 388 — 856 - MFTF BR6

Question	Narrative Response
State the purpose, source and legal citation.	Revenues are derived from a fee imposed on the first sale of delivery of a motor fuel upon withdrawal from bulk of that fuel and from an annual per tank fee imposed on owners of underground storage tanks storing new or used motor oil. Purpose: Other Charges. Used to reimburse participants for the remediation of contaminated sites.
Agency discretion or Federal requirement?	Fund is used to reimburse participants for the remediation of contaminated sites.
Describe any budgetary peculiarities.	N/A
Is the Total Request amount for multiple years?	No
Additional information or comments.	
Provide the amount of any indirect costs.	
Any indirect costs funded with other MOF?	
Objectives and indicators in the Operational Plan.	
Additional information or comments.	

Form 396 — 856 - WTMF BR6

Expenditures	Existing Operating Budget as of 10/01/2019			FY2020-2021 Total Request			FY2021-2022 Projected		
	Means of Financing	In-Kind Match	Cash Match	Means of Financing	In-Kind Match	Cash Match	Means of Financing	In-Kind Match	Cash Match
Salaries	633,176	—	—	633,176	—	—	633,176	—	—
Other Compensation	—	—	—	—	—	—	—	—	—
Related Benefits	285,760	—	—	285,760	—	—	285,760	—	—
TOTAL PERSONAL SERVICES	\$918,936	—	—	\$918,936	—	—	\$918,936	—	—
Travel	3,000	—	—	3,000	—	—	3,000	—	—
Operating Services	16,000	—	—	16,000	—	—	16,000	—	—
Supplies	2,500	—	—	2,500	—	—	2,500	—	—
TOTAL OPERATING EXPENSES	\$21,500	—	—	\$21,500	—	—	\$21,500	—	—
PROFESSIONAL SERVICES	—	—	—	—	—	—	—	—	—
Other Charges	12,031,064	—	—	12,031,064	—	—	12,031,064	—	—
Debt Service	—	—	—	—	—	—	—	—	—
Interagency Transfers	28,500	—	—	28,500	—	—	28,500	—	—
TOTAL OTHER CHARGES	\$12,059,564	—	—	\$12,059,564	—	—	\$12,059,564	—	—
Acquisitions	—	—	—	—	—	—	—	—	—
Major Repairs	—	—	—	—	—	—	—	—	—
TOTAL ACQ. & MAJOR REPAIRS	—	—	—	—	—	—	—	—	—
TOTAL EXPENDITURES	\$13,000,000	—	—	\$13,000,000	—	—	\$13,000,000	—	—

Form 396 — 856 - WTMF BR6

Question	Narrative Response
State the purpose, source and legal citation.	Funds are derived from the fees levied on the sale of tires. Purpose: Operation Cost. No match required.
Agency discretion or Federal requirement?	Funds are used for the administration of the Waste Tire Program.
Describe any budgetary peculiarities.	N/A
Is the Total Request amount for multiple years?	No
Additional information or comments.	
Provide the amount of any indirect costs.	
Any indirect costs funded with other MOF?	
Objectives and indicators in the Operational Plan.	
Additional information or comments.	

Form 400 — 856 - Lead Hazard Reduction Fund BR6

Expenditures	Existing Operating Budget as of 10/01/2019			FY2020-2021 Total Request			FY2021-2022 Projected		
	Means of Financing	In-Kind Match	Cash Match	Means of Financing	In-Kind Match	Cash Match	Means of Financing	In-Kind Match	Cash Match
Salaries	64,260	—	—	102,760	—	—	102,760	—	—
Other Compensation	—	—	—	—	—	—	—	—	—
Related Benefits	27,540	—	—	44,040	—	—	44,040	—	—
TOTAL PERSONAL SERVICES	\$91,800	—	—	\$146,800	—	—	\$146,800	—	—
Travel	2,500	—	—	2,500	—	—	2,500	—	—
Operating Services	—	—	—	—	—	—	—	—	—
Supplies	—	—	—	—	—	—	—	—	—
TOTAL OPERATING EXPENSES	\$2,500	—	—	\$2,500	—	—	\$2,500	—	—
PROFESSIONAL SERVICES	—	—	—	—	—	—	—	—	—
Other Charges	—	—	—	—	—	—	—	—	—
Debt Service	—	—	—	—	—	—	—	—	—
Interagency Transfers	700	—	—	700	—	—	700	—	—
TOTAL OTHER CHARGES	\$700	—	—	\$700	—	—	\$700	—	—
Acquisitions	—	—	—	—	—	—	—	—	—
Major Repairs	—	—	—	—	—	—	—	—	—
TOTAL ACQ. & MAJOR REPAIRS	—	—	—	—	—	—	—	—	—
TOTAL EXPENDITURES	\$95,000	—	—	\$150,000	—	—	\$150,000	—	—

Form 400 — 856 - Lead Hazard Reduction Fund BR6

Question	Narrative Response
State the purpose, source and legal citation.	Funds are derived from fees collected for the licensure, certification, and training organization accreditation categories and notification. Purpose: Operation Cost. No match required.
Agency discretion or Federal requirement?	Funds are used for the administration of the Lead Hazard Reduction Program purpose only.
Describe any budgetary peculiarities.	N/A
Is the Total Request amount for multiple years?	No
Additional information or comments.	
Provide the amount of any indirect costs.	
Any indirect costs funded with other MOF?	
Objectives and indicators in the Operational Plan.	
Additional information or comments.	

Form 401 — 856 - Oil Spill Contingency Fund BR6

Expenditures	Existing Operating Budget as of 10/01/2019			FY2020-2021 Total Request			FY2021-2022 Projected		
	Means of Financing	In-Kind Match	Cash Match	Means of Financing	In-Kind Match	Cash Match	Means of Financing	In-Kind Match	Cash Match
Salaries	148,711	—	—	148,711	—	—	148,711	—	—
Other Compensation	—	—	—	—	—	—	—	—	—
Related Benefits	66,263	—	—	66,263	—	—	66,263	—	—
TOTAL PERSONAL SERVICES	\$214,974	—	—	\$214,974	—	—	\$214,974	—	—
Travel	8,000	—	—	8,000	—	—	8,000	—	—
Operating Services	—	—	—	—	—	—	—	—	—
Supplies	4,000	—	—	4,000	—	—	4,000	—	—
TOTAL OPERATING EXPENSES	\$12,000	—	—	\$12,000	—	—	\$12,000	—	—
PROFESSIONAL SERVICES	—	—	—	—	—	—	—	—	—
Other Charges	—	—	—	—	—	—	—	—	—
Debt Service	—	—	—	—	—	—	—	—	—
Interagency Transfers	—	—	—	—	—	—	—	—	—
TOTAL OTHER CHARGES	—	—	—	—	—	—	—	—	—
Acquisitions	—	—	—	—	—	—	—	—	—
Major Repairs	—	—	—	—	—	—	—	—	—
TOTAL ACQ. & MAJOR REPAIRS	—	—	—	—	—	—	—	—	—
TOTAL EXPENDITURES	\$226,974	—	—	\$226,974	—	—	\$226,974	—	—

Form 401 — 856 - Oil Spill Contingency Fund BR6

Question	Narrative Response
State the purpose, source and legal citation.	Revenues are derived from fees taxes, penalties, judgments, reimbursements, charges and federal funds. Purpose: Revenues are used for the prevention of and response to unauthorized discharges of oil. No match required.
Agency discretion or Federal requirement?	Expenditures are limited to the purpose mentioned above only through the Memorandum of Agreement (MOA) with LOSCO.
Describe any budgetary peculiarities.	N/A
Is the Total Request amount for multiple years?	No
Additional information or comments.	
Provide the amount of any indirect costs.	
Any indirect costs funded with other MOF?	
Objectives and indicators in the Operational Plan.	
Additional information or comments.	

Federal Funds

Form 684 — 856 - Federal BR6 Innovation & Exchange Network

Expenditures	Existing Operating Budget as of 10/01/2019			FY2020-2021 Total Request			FY2021-2022 Projected		
	Means of Financing	In-Kind Match	Cash Match	Means of Financing	In-Kind Match	Cash Match	Means of Financing	In-Kind Match	Cash Match
Salaries	37,848	—	—	93,842	—	—	93,842	—	—
Other Compensation	—	—	—	—	—	—	—	—	—
Related Benefits	20,380	—	—	40,218	—	—	40,218	—	—
TOTAL PERSONAL SERVICES	\$58,228	—	—	\$134,060	—	—	\$134,060	—	—
Travel	—	—	—	—	—	—	—	—	—
Operating Services	—	—	—	—	—	—	—	—	—
Supplies	—	—	—	—	—	—	—	—	—
TOTAL OPERATING EXPENSES	—	—	—	—	—	—	—	—	—
PROFESSIONAL SERVICES	—	—	—	—	—	—	—	—	—
Other Charges	200,000	—	—	100,000	—	—	100,000	—	—
Debt Service	—	—	—	—	—	—	—	—	—
Interagency Transfers	—	—	—	—	—	—	—	—	—
TOTAL OTHER CHARGES	\$200,000	—	—	\$100,000	—	—	\$100,000	—	—
Acquisitions	—	—	—	—	—	—	—	—	—
Major Repairs	—	—	—	—	—	—	—	—	—
TOTAL ACQ. & MAJOR REPAIRS	—	—	—	—	—	—	—	—	—
TOTAL EXPENDITURES	\$258,228	—	—	\$234,060	—	—	\$234,060	—	—

Form 684 — 856 - Federal BR6 Innovation & Exchange Network

Question	Narrative Response
State the purpose, source and legal citation.	FY06 Exchange Network Grant #OS83920201 Consolidated Appropriations Act of 2006 - This grant funds a project to upgrade LDEQ web services framework to provide for integration of web services and applications. Federal 100%.
Agency discretion or Federal requirement?	Expenditures follow an approved grant budget and workplan.
Describe any budgetary peculiarities.	N/A
Is the Total Request amount for multiple years?	No
Additional information or comments.	
Provide the amount of any indirect costs.	
Any indirect costs funded with other MOF?	
Objectives and indicators in the Operational Plan.	
Additional information or comments.	

Form 685 — 856 - Federal BR6 Indirect Cost

Expenditures	Existing Operating Budget as of 10/01/2019			FY2020-2021 Total Request			FY2021-2022 Projected		
	Means of Financing	In-Kind Match	Cash Match	Means of Financing	In-Kind Match	Cash Match	Means of Financing	In-Kind Match	Cash Match
Salaries	1,720,472	—	—	1,440,314	—	—	1,585,169	—	—
Other Compensation	—	—	—	—	—	—	—	—	—
Related Benefits	1,035,274	—	—	869,295	—	—	998,043	—	—
TOTAL PERSONAL SERVICES	\$2,755,746	—	—	\$2,309,609	—	—	\$2,583,212	—	—
Travel	—	—	—	100	—	—	30,642	—	—
Operating Services	5,000	—	—	5,000	—	—	5,106	—	—
Supplies	10,000	—	—	3,949	—	—	10,211	—	—
TOTAL OPERATING EXPENSES	\$15,000	—	—	\$9,049	—	—	\$45,959	—	—
PROFESSIONAL SERVICES	—	—	—	—	—	—	—	—	—
Other Charges	—	—	—	—	—	—	—	—	—
Debt Service	—	—	—	—	—	—	—	—	—
Interagency Transfers	2,994,258	—	—	3,186,058	—	—	2,875,454	—	—
TOTAL OTHER CHARGES	\$2,994,258	—	—	\$3,186,058	—	—	\$2,875,454	—	—
Acquisitions	—	—	—	—	—	—	—	—	—
Major Repairs	—	—	—	—	—	—	—	—	—
TOTAL ACQ. & MAJOR REPAIRS	—	—	—	—	—	—	—	—	—
TOTAL EXPENDITURES	\$5,765,004	—	—	\$5,504,716	—	—	\$5,504,625	—	—

Form 685 — 856 - Federal BR6 Indirect Cost

Question	Narrative Response
State the purpose, source and legal citation.	Indirect cost (overhead) applied to the expenditures funded by the various federal grants.
Agency discretion or Federal requirement?	N/A
Describe any budgetary peculiarities.	N/A
Is the Total Request amount for multiple years?	No
Additional information or comments.	
Provide the amount of any indirect costs.	
Any indirect costs funded with other MOF?	
Objectives and indicators in the Operational Plan.	
Additional information or comments.	

Form 789 — 856 - Federal BR6 Performance Partnership (PPG)

Expenditures	Existing Operating Budget as of 10/01/2019			FY2020-2021 Total Request			FY2021-2022 Projected		
	Means of Financing	In-Kind Match	Cash Match	Means of Financing	In-Kind Match	Cash Match	Means of Financing	In-Kind Match	Cash Match
Salaries	4,386,382	—	1,893,647	4,327,949	—	1,846,896	4,327,949	—	1,846,896
Other Compensation	—	—	—	—	—	—	—	—	—
Related Benefits	1,746,143	—	543,049	1,857,336	—	792,596	1,857,336	—	792,596
TOTAL PERSONAL SERVICES	\$6,132,525	—	\$2,436,696	\$6,185,285	—	\$2,639,492	\$6,185,285	—	\$2,639,492
Travel	40,088	—	11,167	38,613	—	12,382	38,613	—	12,382
Operating Services	—	—	—	—	—	—	—	—	—
Supplies	—	—	—	—	—	—	—	—	—
TOTAL OPERATING EXPENSES	\$40,088	—	\$11,167	\$38,613	—	\$12,382	\$38,613	—	\$12,382
PROFESSIONAL SERVICES	\$515,000	—	\$160,498	\$515,000	—	\$165,148	\$515,000	—	\$165,148
Other Charges	70,000	—	21,815	—	—	—	—	—	—
Debt Service	—	—	—	—	—	—	—	—	—
Interagency Transfers	—	—	—	—	—	—	—	—	—
TOTAL OTHER CHARGES	\$70,000	—	\$21,815	—	—	—	—	—	—
Acquisitions	—	—	—	—	—	—	—	—	—
Major Repairs	—	—	—	—	—	—	—	—	—
TOTAL ACQ. & MAJOR REPAIRS	—	—	—	—	—	—	—	—	—
TOTAL EXPENDITURES	\$6,757,613	—	\$2,630,176	\$6,738,898	—	\$2,817,022	\$6,738,898	—	\$2,817,022

Form 789 — 856 - Federal BR6 Performance Partnership (PPG)

Question	Narrative Response
State the purpose, source and legal citation.	Performance Partnership Grant #BG98640321 Appropriations Act of 1996 (PL 104-134) - This funding is to support LDEQ in administrating the State's base water quality program and aims to prevent, reduce and eliminate water pollution through standard-setting, monitoring, permitting and enforcement activities and administrating the State's environmental management programs which monitor, abate and control hazardous and solid waste and air pollution. A match of 29.91% is required by LDEQ Environmental Trust Fund.
Agency discretion or Federal requirement?	Requested expenditures are based on the approved grant budget by EPA. The expenditures are primarily for salaries, fringe and indirect costs.
Describe any budgetary peculiarities.	This grant is LDEQ's major EPA operating grant. These annual grants have been awarded since 1997 and are likely to continue.
Is the Total Request amount for multiple years?	No
Additional information or comments.	Adjusted to match with the award amount.
Provide the amount of any indirect costs.	
Any indirect costs funded with other MOF?	
Objectives and indicators in the Operational Plan.	
Additional information or comments.	

Form 802 — 856-Federal BR6 SSEB Grant

Expenditures	Existing Operating Budget as of 10/01/2019			FY2020-2021 Total Request			FY2021-2022 Projected		
	Means of Financing	In-Kind Match	Cash Match	Means of Financing	In-Kind Match	Cash Match	Means of Financing	In-Kind Match	Cash Match
Salaries	17,011	—	—	17,011	—	—	17,011	—	—
Other Compensation	—	—	—	—	—	—	—	—	—
Related Benefits	7,291	—	—	7,291	—	—	7,291	—	—
TOTAL PERSONAL SERVICES	\$24,302	—	—	\$24,302	—	—	\$24,302	—	—
Travel	16,000	—	—	6,000	—	—	6,000	—	—
Operating Services	—	—	—	—	—	—	—	—	—
Supplies	—	—	—	—	—	—	—	—	—
TOTAL OPERATING EXPENSES	\$16,000	—	—	\$6,000	—	—	\$6,000	—	—
PROFESSIONAL SERVICES	—	—	—	—	—	—	—	—	—
Other Charges	33,000	—	—	33,000	—	—	33,000	—	—
Debt Service	—	—	—	—	—	—	—	—	—
Interagency Transfers	—	—	—	—	—	—	—	—	—
TOTAL OTHER CHARGES	\$33,000	—	—	\$33,000	—	—	\$33,000	—	—
Acquisitions	—	—	—	—	—	—	—	—	—
Major Repairs	—	—	—	—	—	—	—	—	—
TOTAL ACQ. & MAJOR REPAIRS	—	—	—	—	—	—	—	—	—
TOTAL EXPENDITURES	\$73,302	—	—	\$63,302	—	—	\$63,302	—	—

Form 802 — 856-Federal BR6 SSEB Grant

Question	Narrative Response
State the purpose, source and legal citation.	Safe Transport of Transuranic Materials Through Louisiana to the Waste Isolation Pilot Plant near Carlsbad, NM. Southern States Energy Board Sub grant #SSEB-930WIPP-LADEQ-2015-013 Sub grant under Department of Energy grant #DE-FC04-93AL82966 to Southern States Energy Board (SSEB). This sub grant reimburses LDEQ for expenses incurred for planning and developing resources necessary to provide assurances to the public as well as local and state officials, that this extensive shipment campaign will take place in a safe and reliable manner. 100% Federal Fund and no match is required.
Agency discretion or Federal requirement?	Funds are expended as approved by SSEB in the grant workplan
Describe any budgetary peculiarities.	N/A
Is the Total Request amount for multiple years?	No
Additional information or comments.	
Provide the amount of any indirect costs.	
Any indirect costs funded with other MOF?	
Objectives and indicators in the Operational Plan.	
Additional information or comments.	

Form 806 — 856-Federal BR6 AHERA Air Quality Asbestos

Expenditures	Existing Operating Budget as of 10/01/2019			FY2020-2021 Total Request			FY2021-2022 Projected		
	Means of Financing	In-Kind Match	Cash Match	Means of Financing	In-Kind Match	Cash Match	Means of Financing	In-Kind Match	Cash Match
Salaries	96,997	—	—	88,909	—	—	88,909	—	—
Other Compensation	—	—	—	—	—	—	—	—	—
Related Benefits	41,572	—	—	44,589	—	—	44,589	—	—
TOTAL PERSONAL SERVICES	\$138,569	—	—	\$133,498	—	—	\$133,498	—	—
Travel	5,625	—	—	9,150	—	—	9,150	—	—
Operating Services	—	—	—	—	—	—	—	—	—
Supplies	—	—	—	6,051	—	—	6,051	—	—
TOTAL OPERATING EXPENSES	\$5,625	—	—	\$15,201	—	—	\$15,201	—	—
PROFESSIONAL SERVICES	—	—	—	—	—	—	—	—	—
Other Charges	—	—	—	—	—	—	—	—	—
Debt Service	—	—	—	—	—	—	—	—	—
Interagency Transfers	—	—	—	—	—	—	—	—	—
TOTAL OTHER CHARGES	—	—	—	—	—	—	—	—	—
Acquisitions	—	—	—	—	—	—	—	—	—
Major Repairs	—	—	—	—	—	—	—	—	—
TOTAL ACQ. & MAJOR REPAIRS	—	—	—	—	—	—	—	—	—
TOTAL EXPENDITURES	\$144,194	—	—	\$148,699	—	—	\$148,699	—	—

Form 806 — 856-Federal BR6 AHERA Air Quality Asbestos

Question	Narrative Response
State the purpose, source and legal citation.	Asbestos - TSCA-OECA #K-01F65001 Toxic Substance Control Act: Secs 28(a) & 404(g) provides assistance in reducing asbestos exposure in schools through compliance monitoring, compliance assistance and public outreach, inspections, enforcement actions plus ensuring that workers are trained and accredited to handle and remove asbestos material. A 25% match is required by Q02 Environmental Trust Fund.
Agency discretion or Federal requirement?	The federal grant budget includes salaries and fringe only. Funds must be spent in accordance with the grant workplan.
Describe any budgetary peculiarities.	N/A
Is the Total Request amount for multiple years?	no
Additional information or comments.	
Provide the amount of any indirect costs.	
Any indirect costs funded with other MOF?	
Objectives and indicators in the Operational Plan.	
Additional information or comments.	

Form 816 — 856-Federal BR6 | PM2.5 Ambient Air Monitoring Grant

Expenditures	Existing Operating Budget as of 10/01/2019			FY2020-2021 Total Request			FY2021-2022 Projected		
	Means of Financing	In-Kind Match	Cash Match	Means of Financing	In-Kind Match	Cash Match	Means of Financing	In-Kind Match	Cash Match
Salaries	175,451	—	—	165,078	—	—	165,078	—	—
Other Compensation	—	—	—	—	—	—	—	—	—
Related Benefits	75,193	—	—	70,745	—	—	70,745	—	—
TOTAL PERSONAL SERVICES	\$250,644	—	—	\$235,823	—	—	\$235,823	—	—
Travel	—	—	—	—	—	—	—	—	—
Operating Services	—	—	—	—	—	—	—	—	—
Supplies	—	—	—	—	—	—	—	—	—
TOTAL OPERATING EXPENSES	—	—	—	—	—	—	—	—	—
PROFESSIONAL SERVICES	\$115,000	—	—	\$115,000	—	—	\$115,000	—	—
Other Charges	—	—	—	—	—	—	—	—	—
Debt Service	—	—	—	—	—	—	—	—	—
Interagency Transfers	—	—	—	—	—	—	—	—	—
TOTAL OTHER CHARGES	—	—	—	—	—	—	—	—	—
Acquisitions	—	—	—	—	—	—	—	—	—
Major Repairs	—	—	—	—	—	—	—	—	—
TOTAL ACQ. & MAJOR REPAIRS	—	—	—	—	—	—	—	—	—
TOTAL EXPENDITURES	\$365,644	—	—	\$350,823	—	—	\$350,823	—	—

Form 816 — 856-Federal BR6 I PM2.5 Ambient Air Monitoring Grant

Question	Narrative Response
State the purpose, source and legal citation.	Particulate Matter 2.5 Ambient Air Monitoring Program PM-01F44001 Clean Air Act: Sec. 103 - This grant allows for continuing the monitoring of fine particulate matter (PM 2.5) in Louisiana to develop, establish, improve and maintain adequate programs for the prevention and control of air pollution. 100% Federal Fund and no match is required.
Agency discretion or Federal requirement?	The grant budget determines the expenditure request. Funds must be expended in accordance with the grant workplan.
Describe any budgetary peculiarities.	N/A
Is the Total Request amount for multiple years?	No
Additional information or comments.	
Provide the amount of any indirect costs.	
Any indirect costs funded with other MOF?	
Objectives and indicators in the Operational Plan.	
Additional information or comments.	

Form 819 — 856-Federal BR6 Superfund Grant

Expenditures	Existing Operating Budget as of 10/01/2019			FY2020-2021 Total Request			FY2021-2022 Projected		
	Means of Financing	In-Kind Match	Cash Match	Means of Financing	In-Kind Match	Cash Match	Means of Financing	In-Kind Match	Cash Match
Salaries	47,339	—	—	36,093	—	1,287	36,093	—	1,287
Other Compensation	—	—	—	—	—	—	—	—	—
Related Benefits	20,132	—	—	15,255	—	551	15,255	—	551
TOTAL PERSONAL SERVICES	\$67,471	—	—	\$51,348	—	\$1,838	\$51,348	—	\$1,838
Travel	—	—	—	6,300	—	607	6,300	—	607
Operating Services	—	—	—	—	—	—	—	—	—
Supplies	—	—	—	—	—	—	—	—	—
TOTAL OPERATING EXPENSES	—	—	—	\$6,300	—	\$607	\$6,300	—	\$607
PROFESSIONAL SERVICES	—	—	—	—	—	—	—	—	—
Other Charges	12,000	—	—	12,000	—	—	12,000	—	—
Debt Service	—	—	—	—	—	—	—	—	—
Interagency Transfers	2,800	—	—	—	—	—	—	—	—
TOTAL OTHER CHARGES	\$14,800	—	—	\$12,000	—	—	\$12,000	—	—
Acquisitions	—	—	—	—	—	—	—	—	—
Major Repairs	—	—	—	—	—	—	—	—	—
TOTAL ACQ. & MAJOR REPAIRS	—	—	—	—	—	—	—	—	—
TOTAL EXPENDITURES	\$82,271	—	—	\$69,648	—	\$2,445	\$69,648	—	\$2,445

Form 819 — 856-Federal BR6 Superfund Grant

Question	Narrative Response
State the purpose, source and legal citation.	LDEQ Superfund Bulk Grant V-00F89601 CERCLA: Sec. 104(d)(1) These funds provide for remedial investigations field activities with oversight, reviewing and commenting on technical reports, attending technical and public meetings, and ensuring that remedial activities are completed in accordance with applicable or relevant and appropriate requirements. Management Assistance activities are site specific. CORE supports non-site specific activities such as management and planning. CORE requires 10% match by Q02 Environmental Trust Fund and site specific activities require no match.
Agency discretion or Federal requirement?	Expenditure are in accordance with the approved grant budget and workplan by EPA
Describe any budgetary peculiarities.	N/A
Is the Total Request amount for multiple years?	No
Additional information or comments.	
Provide the amount of any indirect costs.	
Any indirect costs funded with other MOF?	
Objectives and indicators in the Operational Plan.	
Additional information or comments.	

Form 822 — 856-Federal LUST Corrective Action Grant

Expenditures	Existing Operating Budget as of 10/01/2019			FY2020-2021 Total Request			FY2021-2022 Projected		
	Means of Financing	In-Kind Match	Cash Match	Means of Financing	In-Kind Match	Cash Match	Means of Financing	In-Kind Match	Cash Match
Salaries	381,446	—	42,383	449,928	—	43,070	449,928	—	449,928
Other Compensation	—	—	—	—	—	—	—	—	—
Related Benefits	163,654	—	18,184	192,826	—	18,458	192,826	—	192,826
TOTAL PERSONAL SERVICES	\$545,100	—	\$60,567	\$642,754	—	\$61,528	\$642,754	—	\$642,754
Travel	2,000	—	222	1,000	—	111	1,000	—	1,000
Operating Services	—	—	—	—	—	—	—	—	—
Supplies	—	—	—	—	—	—	—	—	—
TOTAL OPERATING EXPENSES	\$2,000	—	\$222	\$1,000	—	\$111	\$1,000	—	\$1,000
PROFESSIONAL SERVICES	—	—	—	—	—	—	—	—	—
Other Charges	772,459	—	85,829	683,459	—	85,829	683,459	—	683,459
Debt Service	—	—	—	—	—	—	—	—	—
Interagency Transfers	—	—	—	—	—	—	—	—	—
TOTAL OTHER CHARGES	\$772,459	—	\$85,829	\$683,459	—	\$85,829	\$683,459	—	\$683,459
Acquisitions	—	—	—	—	—	—	—	—	—
Major Repairs	—	—	—	—	—	—	—	—	—
TOTAL ACQ. & MAJOR REPAIRS	—	—	—	—	—	—	—	—	—
TOTAL EXPENDITURES	\$1,319,559	—	\$146,618	\$1,327,213	—	\$147,468	\$1,327,213	—	\$1,327,213

Form 822 — 856-Federal LUST Corrective Action Grant

Question	Narrative Response
State the purpose, source and legal citation.	eaking Underground Storage Tank (LUST) Trust Fund Program #LS00651221 Solid Waste Disposal Act: Sec 9003(h) This grant provides funds for investigations, emergency responses, remediation, risk assessment, alternative water supplies and relocation of residents at sites where releases have occurred from underground storage tanks where the responsible party is unknown or unwilling or unable to respond. It assists LDEQ in coordinating and performing administrative management and staff work necessary for responding to leaks. This grant requires a 10% match by LDEQ Environmental Trust Fund after the application of indirect cost.
Agency discretion or Federal requirement?	Expenditures follow an approved grant budget and workplan by EPA
Describe any budgetary peculiarities.	N/A
Is the Total Request amount for multiple years?	No
Additional information or comments.	
Provide the amount of any indirect costs.	
Any indirect costs funded with other MOF?	
Objectives and indicators in the Operational Plan.	
Additional information or comments.	

Form 826 — 856-Federal Brownfields State Response Program Grant

Expenditures	Existing Operating Budget as of 10/01/2019			FY2020-2021 Total Request			FY2021-2022 Projected		
	Means of Financing	In-Kind Match	Cash Match	Means of Financing	In-Kind Match	Cash Match	Means of Financing	In-Kind Match	Cash Match
Salaries	76,182	—	—	93,925	—	—	93,925	—	—
Other Compensation	—	—	—	—	—	—	—	—	—
Related Benefits	32,665	—	—	38,111	—	—	38,111	—	—
TOTAL PERSONAL SERVICES	\$108,847	—	—	\$132,036	—	—	\$132,036	—	—
Travel	5,165	—	—	10,000	—	—	10,000	—	—
Operating Services	—	—	—	—	—	—	—	—	—
Supplies	—	—	—	—	—	—	—	—	—
TOTAL OPERATING EXPENSES	\$5,165	—	—	\$10,000	—	—	\$10,000	—	—
PROFESSIONAL SERVICES	—	—	—	—	—	—	—	—	—
Other Charges	713,500	—	—	713,500	—	—	713,500	—	—
Debt Service	—	—	—	—	—	—	—	—	—
Interagency Transfers	—	—	—	—	—	—	—	—	—
TOTAL OTHER CHARGES	\$713,500	—	—	\$713,500	—	—	\$713,500	—	—
Acquisitions	—	—	—	—	—	—	—	—	—
Major Repairs	—	—	—	—	—	—	—	—	—
TOTAL ACQ. & MAJOR REPAIRS	—	—	—	—	—	—	—	—	—
TOTAL EXPENDITURES	\$827,512	—	—	\$855,536	—	—	\$855,536	—	—

Form 826 — 856-Federal Brownfields State Response Program Grant

Question	Narrative Response
State the purpose, source and legal citation.	Brownfields State Response Program EPA Grant #RP01F64101 CERCLA Sec. 128(a) provides these funds to support LDEQ for the continuation of the establishment and enhancement of its Voluntary Cleanup Program. LDEQ staff will assist eligible applicants to determine if contamination is present, plan for cleanup and assist or oversee cleanup that leads to redevelopment. This is an Assistance Agreement that requires no match
Agency discretion or Federal requirement?	Line item requests for expenditures reflect the requirements of the Federal grant budget and approved workplan
Describe any budgetary peculiarities.	N/A
Is the Total Request amount for multiple years?	No
Additional information or comments.	
Provide the amount of any indirect costs.	
Any indirect costs funded with other MOF?	
Objectives and indicators in the Operational Plan.	
Additional information or comments.	

Form 834 — 856-Federal BR6 WQMP Sec 604(b) Grant

Expenditures	Existing Operating Budget as of 10/01/2019			FY2020-2021 Total Request			FY2021-2022 Projected		
	Means of Financing	In-Kind Match	Cash Match	Means of Financing	In-Kind Match	Cash Match	Means of Financing	In-Kind Match	Cash Match
Salaries	47,673	—	—	66,436	—	—	66,436	—	—
Other Compensation	—	—	—	—	—	—	—	—	—
Related Benefits	25,670	—	—	28,473	—	—	28,473	—	—
TOTAL PERSONAL SERVICES	\$73,343	—	—	\$94,909	—	—	\$94,909	—	—
Travel	2,500	—	—	5,000	—	—	5,000	—	—
Operating Services	—	—	—	—	—	—	—	—	—
Supplies	—	—	—	—	—	—	—	—	—
TOTAL OPERATING EXPENSES	\$2,500	—	—	\$5,000	—	—	\$5,000	—	—
PROFESSIONAL SERVICES	—	—	—	—	—	—	—	—	—
Other Charges	—	—	—	125,000	—	—	125,000	—	—
Debt Service	—	—	—	—	—	—	—	—	—
Interagency Transfers	—	—	—	—	—	—	—	—	—
TOTAL OTHER CHARGES	—	—	—	\$125,000	—	—	\$125,000	—	—
Acquisitions	—	—	—	—	—	—	—	—	—
Major Repairs	—	—	—	—	—	—	—	—	—
TOTAL ACQ. & MAJOR REPAIRS	—	—	—	—	—	—	—	—	—
TOTAL EXPENDITURES	\$75,843	—	—	\$224,909	—	—	\$224,909	—	—

Form 834 — 856-Federal BR6 WQMP Sec 604(b) Grant

Question	Narrative Response
State the purpose, source and legal citation.	C622000059-0 604(b) Water Quality Management Planning Statutory Authority is the Clean Water Act Secs 205(j)(1) & (2) and Sec 604(b) This grant supports water quality management planning activities in the Lake Ponchartrain Basin. The funding assists DEQ in developing Total Maximum Daily Loads (TMDL) for maintaining water quality standards and determining the cause of water quality problems. 100% Federal Fund
Agency discretion or Federal requirement?	This grants budgets funds for salaries, fringe and indirect costs. Funds must be expended in accordance with the grant work plan.
Describe any budgetary peculiarities.	N/A
Is the Total Request amount for multiple years?	no
Additional information or comments.	
Provide the amount of any indirect costs.	
Any indirect costs funded with other MOF?	
Objectives and indicators in the Operational Plan.	
Additional information or comments.	

Form 836 — 856-Federal BR6 Non Point Source Implementation Grant (NPS)

Expenditures	Existing Operating Budget as of 10/01/2019			FY2020-2021 Total Request			FY2021-2022 Projected		
	Means of Financing	In-Kind Match	Cash Match	Means of Financing	In-Kind Match	Cash Match	Means of Financing	In-Kind Match	Cash Match
Salaries	389,738	—	259,825	722,300	—	388,200	722,300	—	388,200
Other Compensation	—	—	—	—	—	—	—	—	—
Related Benefits	220,698	—	147,132	309,557	—	166,371	309,557	—	166,371
TOTAL PERSONAL SERVICES	\$610,436	—	\$406,957	\$1,031,857	—	\$554,571	\$1,031,857	—	\$554,571
Travel	10,000	—	—	10,000	—	6,667	10,000	—	6,667
Operating Services	—	—	—	—	—	—	—	—	—
Supplies	—	—	—	—	—	—	—	—	—
TOTAL OPERATING EXPENSES	\$10,000	—	—	\$10,000	—	\$6,667	\$10,000	—	\$6,667
PROFESSIONAL SERVICES	—	—	—	—	—	—	—	—	—
Other Charges	1,693,635	—	112,000	1,430,171	—	124,829	1,430,171	—	124,829
Debt Service	—	—	—	—	—	—	—	—	—
Interagency Transfers	—	—	—	—	—	—	—	—	—
TOTAL OTHER CHARGES	\$1,693,635	—	\$112,000	\$1,430,171	—	\$124,829	\$1,430,171	—	\$124,829
Acquisitions	—	—	—	—	—	—	—	—	—
Major Repairs	—	—	—	—	—	—	—	—	—
TOTAL ACQ. & MAJOR REPAIRS	—	—	—	—	—	—	—	—	—
TOTAL EXPENDITURES	\$2,314,071	—	\$518,957	\$2,472,028	—	\$686,067	\$2,472,028	—	\$686,067

Form 836 — 856-Federal BR6 Non Point Source Implementation Grant (NPS)

Question	Narrative Response
State the purpose, source and legal citation.	Sec. 319 Non-point Source Grant Program Clean Water Act: Sec. 201(g)(1)(B) Under Sec. 319(h) - This grant provides Louisiana with funds to implement its Non-point Source pollution prevention program which is designed to meet the goals of the Clean Water Act. This funding supports a variety of projects which will implement the milestones of the current management program and will help to address water quality problems in Louisiana. A 40% state match is required
Agency discretion or Federal requirement?	Expenditures are requested in accordance with the grant budget approved by Environmental Protection Agency (EPA).
Describe any budgetary peculiarities.	N/A
Is the Total Request amount for multiple years?	No
Additional information or comments.	
Provide the amount of any indirect costs.	
Any indirect costs funded with other MOF?	
Objectives and indicators in the Operational Plan.	
Additional information or comments.	

Form 838 — 856-Federal BR6 State Clean Diesel Grant Program

Expenditures	Existing Operating Budget as of 10/01/2019			FY2020-2021 Total Request			FY2021-2022 Projected		
	Means of Financing	In-Kind Match	Cash Match	Means of Financing	In-Kind Match	Cash Match	Means of Financing	In-Kind Match	Cash Match
Salaries	140,000	—	—	1,028	—	—	1,028	—	—
Other Compensation	—	—	—	—	—	—	—	—	—
Related Benefits	60,000	—	—	441	—	—	441	—	—
TOTAL PERSONAL SERVICES	\$200,000	—	—	\$1,469	—	—	\$1,469	—	—
Travel	—	—	—	—	—	—	—	—	—
Operating Services	—	—	—	—	—	—	—	—	—
Supplies	—	—	—	—	—	—	—	—	—
TOTAL OPERATING EXPENSES	—	—	—	—	—	—	—	—	—
PROFESSIONAL SERVICES	—	—	—	—	—	—	—	—	—
Other Charges	78,829	—	—	278,829	—	—	278,829	—	—
Debt Service	—	—	—	—	—	—	—	—	—
Interagency Transfers	—	—	—	—	—	—	—	—	—
TOTAL OTHER CHARGES	\$78,829	—	—	\$278,829	—	—	\$278,829	—	—
Acquisitions	—	—	—	—	—	—	—	—	—
Major Repairs	—	—	—	—	—	—	—	—	—
TOTAL ACQ. & MAJOR REPAIRS	—	—	—	—	—	—	—	—	—
TOTAL EXPENDITURES	\$278,829	—	—	\$280,298	—	—	\$280,298	—	—

Form 838 — 856-Federal BR6 State Clean Diesel Grant Program

Question	Narrative Response
State the purpose, source and legal citation.	State Clean Diesel Grant Program DS01F36501 Energy Policy Act 2005 Public Law 109-58 This grant will fund projects that reduce diesel engine emissions through the use of verified EPA/CARB technologies in areas affected by diesel emissions from on-road and off-road diesel vehicles and equipment
Agency discretion or Federal requirement?	Expenditures are based on a approved grant budget and work plan
Describe any budgetary peculiarities.	N/A
Is the Total Request amount for multiple years?	no
Additional information or comments.	
Provide the amount of any indirect costs.	
Any indirect costs funded with other MOF?	
Objectives and indicators in the Operational Plan.	
Additional information or comments.	

Form 839 — 856-Federal BR6 LUST Hurricane Harvey Grant

Expenditures	Existing Operating Budget as of 10/01/2019			FY2020-2021 Total Request			FY2021-2022 Projected		
	Means of Financing	In-Kind Match	Cash Match	Means of Financing	In-Kind Match	Cash Match	Means of Financing	In-Kind Match	Cash Match
Salaries	6,714	—	746	773	—	86	773	—	86
Other Compensation	—	—	—	—	—	—	—	—	—
Related Benefits	3,615	—	402	331	—	37	331	—	37
TOTAL PERSONAL SERVICES	\$10,329	—	\$1,148	\$1,104	—	\$123	\$1,104	—	\$123
Travel	250	—	—	—	—	—	—	—	—
Operating Services	—	—	—	—	—	—	—	—	—
Supplies	—	—	—	—	—	—	—	—	—
TOTAL OPERATING EXPENSES	\$250	—	—	—	—	—	—	—	—
PROFESSIONAL SERVICES	—	—	—	—	—	—	—	—	—
Other Charges	579,926	—	64,436	600,561	—	66,729	600,561	—	66,729
Debt Service	—	—	—	—	—	—	—	—	—
Interagency Transfers	—	—	—	—	—	—	—	—	—
TOTAL OTHER CHARGES	\$579,926	—	\$64,436	\$600,561	—	\$66,729	\$600,561	—	\$66,729
Acquisitions	—	—	—	—	—	—	—	—	—
Major Repairs	—	—	—	—	—	—	—	—	—
TOTAL ACQ. & MAJOR REPAIRS	—	—	—	—	—	—	—	—	—
TOTAL EXPENDITURES	\$590,505	—	\$65,584	\$601,665	—	\$66,852	\$601,665	—	\$66,852

Form 839 — 856-Federal BR6 LUST Hurricane Harvey Grant

Question	Narrative Response
State the purpose, source and legal citation.	FY06 Gulf of Mexico Hurricane Supplemental LUST #LS-01F52001 Solid Waste Disposal Act: Sec. 9003(h) - This project is for the evaluation and remediation of Hurricane impacted UST sites where releases have occurred from underground storage tanks where the responsible party is unknown or unwilling or unable to respond. A 10% match is required by Q02 Environmental Trust Fund.
Agency discretion or Federal requirement?	Expenditure request are determined by the grant budget approved by EPA and approved workplan.
Describe any budgetary peculiarities.	N/A
Is the Total Request amount for multiple years?	No
Additional information or comments.	
Provide the amount of any indirect costs.	
Any indirect costs funded with other MOF?	
Objectives and indicators in the Operational Plan.	
Additional information or comments.	

Form 840 — 856-Federal BR6 DSMOA Grant

Expenditures	Existing Operating Budget as of 10/01/2019			FY2020-2021 Total Request			FY2021-2022 Projected		
	Means of Financing	In-Kind Match	Cash Match	Means of Financing	In-Kind Match	Cash Match	Means of Financing	In-Kind Match	Cash Match
Salaries	27,456	—	—	17,514	—	—	17,514	—	—
Other Compensation	—	—	—	—	—	—	—	—	—
Related Benefits	18,284	—	—	7,506	—	—	7,506	—	—
TOTAL PERSONAL SERVICES	\$45,740	—	—	\$25,020	—	—	\$25,020	—	—
Travel	—	—	—	1,500	—	—	1,500	—	—
Operating Services	—	—	—	—	—	—	—	—	—
Supplies	—	—	—	—	—	—	—	—	—
TOTAL OPERATING EXPENSES	—	—	—	\$1,500	—	—	\$1,500	—	—
PROFESSIONAL SERVICES	—	—	—	—	—	—	—	—	—
Other Charges	—	—	—	—	—	—	—	—	—
Debt Service	—	—	—	—	—	—	—	—	—
Interagency Transfers	—	—	—	—	—	—	—	—	—
TOTAL OTHER CHARGES	—	—	—	—	—	—	—	—	—
Acquisitions	—	—	—	—	—	—	—	—	—
Major Repairs	—	—	—	—	—	—	—	—	—
TOTAL ACQ. & MAJOR REPAIRS	—	—	—	—	—	—	—	—	—
TOTAL EXPENDITURES	\$45,740	—	—	\$26,520	—	—	\$26,520	—	—

Form 840 — 856-Federal BR6 DSMOA Grant

Question	Narrative Response
State the purpose, source and legal citation.	Department of Defense and State Memorandum of Agreement (DSMOA) Program W912DY-20-2-0220 (LA 10-1) Defense Environmental Restoration Act and 10 USC 2701(d) These funds reimburse LDEQ for costs associated with providing State services to Department of Defense installations with activities funded under the Environmental Restoration, Defense (ER.D) Appropriation. 100% Federal.
Agency discretion or Federal requirement?	Salaries, fringe, indirect costs and travel are the reimbursable costs covered under this grant and are not restricted to a grant budget.
Describe any budgetary peculiarities.	N/A
Is the Total Request amount for multiple years?	No
Additional information or comments.	
Provide the amount of any indirect costs.	
Any indirect costs funded with other MOF?	
Objectives and indicators in the Operational Plan.	
Additional information or comments.	

Form 841 — 856-Federal BR6 LUST Prevention and Compliance Grant

Expenditures	Existing Operating Budget as of 10/01/2019			FY2020-2021 Total Request			FY2021-2022 Projected		
	Means of Financing	In-Kind Match	Cash Match	Means of Financing	In-Kind Match	Cash Match	Means of Financing	In-Kind Match	Cash Match
Salaries	193,259	—	64,420	209,577	—	69,859	209,577	—	69,859
Other Compensation	—	—	—	—	—	—	—	—	—
Related Benefits	105,102	—	34,687	89,819	—	29,940	89,819	—	29,940
TOTAL PERSONAL SERVICES	\$298,361	—	\$99,107	\$299,396	—	\$99,799	\$299,396	—	\$99,799
Travel	2,035	—	1,025	1,000	—	—	1,000	—	—
Operating Services	—	—	—	—	—	—	—	—	—
Supplies	—	—	—	—	—	—	—	—	—
TOTAL OPERATING EXPENSES	\$2,035	—	\$1,025	\$1,000	—	—	\$1,000	—	—
PROFESSIONAL SERVICES	—	—	—	—	—	—	—	—	—
Other Charges	—	—	—	—	—	—	—	—	—
Debt Service	—	—	—	—	—	—	—	—	—
Interagency Transfers	—	—	—	—	—	—	—	—	—
TOTAL OTHER CHARGES	—	—	—	—	—	—	—	—	—
Acquisitions	—	—	—	—	—	—	—	—	—
Major Repairs	—	—	—	—	—	—	—	—	—
TOTAL ACQ. & MAJOR REPAIRS	—	—	—	—	—	—	—	—	—
TOTAL EXPENDITURES	\$300,396	—	\$100,132	\$300,396	—	\$99,799	\$300,396	—	\$99,799

Form 841 — 856-Federal BR6 LUST Prevention and Compliance Grant

Question	Narrative Response
State the purpose, source and legal citation.	LUST Prevention and Compliance Program L00640221 Solid Waste Disposal Act of 1976: Sec 2007(f)(2) - These funds are for the continuation of LUST prevention program such as inspections and other eligible release detection and prevention activities to implement the Energy Policy Act., an effective compliance monitoring program, promote compliance in the UST community, maintain program integrity and an effective enforcement program for violators of the State UST regulations. This grant requires a 25% match by Q02 Environmental Trust Fund.
Agency discretion or Federal requirement?	The grant budget and workplan determines the expenditure requests.
Describe any budgetary peculiarities.	N/A
Is the Total Request amount for multiple years?	No
Additional information or comments.	
Provide the amount of any indirect costs.	
Any indirect costs funded with other MOF?	
Objectives and indicators in the Operational Plan.	
Additional information or comments.	

Form 843 — 856-Federal BR6 WQMP Sec 106 Monitoring Grant

Expenditures	Existing Operating Budget as of 10/01/2019			FY2020-2021 Total Request			FY2021-2022 Projected		
	Means of Financing	In-Kind Match	Cash Match	Means of Financing	In-Kind Match	Cash Match	Means of Financing	In-Kind Match	Cash Match
Salaries	20,022	—	—	33,313	—	—	33,313	—	—
Other Compensation	—	—	—	—	—	—	—	—	—
Related Benefits	10,397	—	—	14,277	—	—	14,277	—	—
TOTAL PERSONAL SERVICES	\$30,419	—	—	\$47,590	—	—	\$47,590	—	—
Travel	5,000	—	—	—	—	—	—	—	—
Operating Services	—	—	—	—	—	—	—	—	—
Supplies	—	—	—	—	—	—	—	—	—
TOTAL OPERATING EXPENSES	\$5,000	—	—	—	—	—	—	—	—
PROFESSIONAL SERVICES	—	—	—	—	—	—	—	—	—
Other Charges	211,171	—	—	199,000	—	—	199,000	—	—
Debt Service	—	—	—	—	—	—	—	—	—
Interagency Transfers	—	—	—	—	—	—	—	—	—
TOTAL OTHER CHARGES	\$211,171	—	—	\$199,000	—	—	\$199,000	—	—
Acquisitions	—	—	—	—	—	—	—	—	—
Major Repairs	—	—	—	—	—	—	—	—	—
TOTAL ACQ. & MAJOR REPAIRS	—	—	—	—	—	—	—	—	—
TOTAL EXPENDITURES	\$246,590	—	—	\$246,590	—	—	\$246,590	—	—

Form 843 — 856-Federal BR6 WQMP Sec 106 Monitoring Grant

Question	Narrative Response
State the purpose, source and legal citation.	Nutrient Criteria Grant Program Clean Water Act: Sec. 106 - This grant funds ambient water quality monitoring in various ecoregions in Louisiana. LDEQ will collect monitoring data for use in evaluating existing dissolved oxygen criteria and revising criteria as needed. LDEQ will also collect fish samples and conduct a water database implementation needs assessment. 100% Federal Fund.
Agency discretion or Federal requirement?	Expenditures must meet the Federal requirements.
Describe any budgetary peculiarities.	N/A
Is the Total Request amount for multiple years?	No
Additional information or comments.	
Provide the amount of any indirect costs.	
Any indirect costs funded with other MOF?	
Objectives and indicators in the Operational Plan.	
Additional information or comments.	

Form 844 — 856-Federa BR6 Lead Title IV Grant

Expenditures	Existing Operating Budget as of 10/01/2019			FY2020-2021 Total Request			FY2021-2022 Projected		
	Means of Financing	In-Kind Match	Cash Match	Means of Financing	In-Kind Match	Cash Match	Means of Financing	In-Kind Match	Cash Match
Salaries	—	—	—	—	—	—	—	—	—
Other Compensation	—	—	—	—	—	—	—	—	—
Related Benefits	—	—	—	—	—	—	—	—	—
TOTAL PERSONAL SERVICES	—	—	—	—	—	—	—	—	—
Travel	—	—	—	—	—	—	—	—	—
Operating Services	—	—	—	—	—	—	—	—	—
Supplies	—	—	—	—	—	—	—	—	—
TOTAL OPERATING EXPENSES	—	—	—	—	—	—	—	—	—
PROFESSIONAL SERVICES	—	—	—	—	—	—	—	—	—
Other Charges	—	—	—	189,000	—	—	—	—	—
Debt Service	—	—	—	—	—	—	—	—	—
Interagency Transfers	189,000	—	—	—	—	—	—	—	—
TOTAL OTHER CHARGES	\$189,000	—	—	\$189,000	—	—	—	—	—
Acquisitions	—	—	—	—	—	—	—	—	—
Major Repairs	—	—	—	—	—	—	—	—	—
TOTAL ACQ. & MAJOR REPAIRS	—	—	—	—	—	—	—	—	—
TOTAL EXPENDITURES	\$189,000	—	—	\$189,000	—	—	—	—	—

Form 844 — 856-Federa BR6 Lead Title IV Grant

Question	Narrative Response
State the purpose, source and legal citation.	TSCA Title IV State Lead Grant Work Plan Certification of Lead Based Paint Professionals The purpose of this grant is for an online data system whereby the Louisiana Department of Environmental Quality may accept and process applications and submittals, thereby automating as many steps as possible for all authorizing activities in the Lead Abatement Certification and Notification program under the Toxics Substances Control Act (TSCA) paragraph 404(g).
Agency discretion or Federal requirement?	Expenditures must meet the Federal requirements.
Describe any budgetary peculiarities.	N/A
Is the Total Request amount for multiple years?	No
Additional information or comments.	
Provide the amount of any indirect costs.	
Any indirect costs funded with other MOF?	
Objectives and indicators in the Operational Plan.	
Additional information or comments.	

EXPENDITURES BY MEANS OF FINANCING

Existing Operating Budget

Expenditures	Used as a Cash Match	Total Means of Financing By Expenditure	Total State General Fund	Interagency Transfers Form ID 391 INTERAGENCY TRANSFERS	Fees & Self-Generated Form ID 392 FEES & SELF GENERATED	Fees & Self-Generated Form ID 394 FEES & SELF GENERATED
Salaries	2,261,021	43,999,621	—	21,271	10,000	—
Other Compensation	—	211,043	—	—	—	—
Related Benefits	743,454	25,793,696	—	8,729	6,000	—
TOTAL PERSONAL SERVICES	\$3,004,475	\$70,004,360	—	\$30,000	\$16,000	—
Travel	12,414	373,443	—	—	2,000	—
Operating Services	—	2,628,472	—	—	—	—
Supplies	—	893,042	—	—	1,790	—
TOTAL OPERATING EXPENSES	\$12,414	\$3,894,957	—	—	\$3,790	—
PROFESSIONAL SERVICES	\$160,498	\$3,393,163	—	—	—	\$5,000
Other Charges	284,080	42,164,837	—	—	—	—
Debt Service	—	—	—	—	—	—
Interagency Transfers	—	16,772,210	—	—	—	—
TOTAL OTHER CHARGES	\$284,080	\$58,937,047	—	—	—	—
Acquisitions	—	4,130,669	—	—	—	—
Major Repairs	—	—	—	—	—	—
TOTAL ACQ. & MAJOR REPAIRS	—	\$4,130,669	—	—	—	—
TOTAL EXPENDITURES	\$3,461,467	\$140,360,196	—	\$30,000	\$19,790	\$5,000

Expenditures by Means of Financing

Existing Operating Budget

Expenditures	Statutory Dedications Form ID 385 Q02-ENVIRONMENTAL TRUST	Statutory Dedications Form ID 386 Q01-HWSCF	Statutory Dedications Form ID 387 Q03-CWSRLF	Statutory Dedications Form ID 388 Q05-MFTF	Statutory Dedications Form ID 396 Q06-WTMF	Statutory Dedications Form ID 400 Q07-LEAD
Salaries	32,339,492	1,188,721	1,830,000	—	633,176	64,260
Other Compensation	211,043	—	—	—	—	—
Related Benefits	20,415,606	527,728	870,000	—	285,760	27,540
TOTAL PERSONAL SERVICES	\$52,966,141	\$1,716,449	\$2,700,000	—	\$918,936	\$91,800
Travel	254,280	5,000	10,000	—	3,000	2,500
Operating Services	2,575,972	30,000	1,500	—	16,000	—
Supplies	853,752	20,000	1,000	—	2,500	—
TOTAL OPERATING EXPENSES	\$3,684,004	\$55,000	\$12,500	—	\$21,500	\$2,500
PROFESSIONAL SERVICES	\$2,728,163	—	\$30,000	—	—	—
Other Charges	7,201,077	2,806,691	112,000	15,649,485	12,031,064	—
Debt Service	—	—	—	—	—	—
Interagency Transfers	13,343,952	212,000	1,000	—	28,500	700
TOTAL OTHER CHARGES	\$20,545,029	\$3,018,691	\$113,000	\$15,649,485	\$12,059,564	\$700
Acquisitions	4,040,669	90,000	—	—	—	—
Major Repairs	—	—	—	—	—	—
TOTAL ACQ. & MAJOR REPAIRS	\$4,040,669	\$90,000	—	—	—	—
TOTAL EXPENDITURES	\$83,964,006	\$4,880,140	\$2,855,500	\$15,649,485	\$13,000,000	\$95,000

Expenditures by Means of Financing

Existing Operating Budget

Expenditures	Statutory Dedications Form ID 401 V01-OIL SPILL CONTINGENC	Federal Funds Form ID 684 EXCHANGE NETWORK GRANT	Federal Funds Form ID 685 INDIRECT COST	Federal Funds Form ID 789 PERFORMANCE PARTNERSHIP	Federal Funds Form ID 802 SSEB	Federal Funds Form ID 806 AHERA AQ ASBESTOS
Salaries	148,711	37,848	1,720,472	4,386,382	17,011	96,997
Other Compensation	—	—	—	—	—	—
Related Benefits	66,263	20,380	1,035,274	1,746,143	7,291	41,572
TOTAL PERSONAL SERVICES	\$214,974	\$58,228	\$2,755,746	\$6,132,525	\$24,302	\$138,569
Travel	8,000	—	—	40,088	16,000	5,625
Operating Services	—	—	5,000	—	—	—
Supplies	4,000	—	10,000	—	—	—
TOTAL OPERATING EXPENSES	\$12,000	—	\$15,000	\$40,088	\$16,000	\$5,625
PROFESSIONAL SERVICES	—	—	—	\$515,000	—	—
Other Charges	—	200,000	—	70,000	33,000	—
Debt Service	—	—	—	—	—	—
Interagency Transfers	—	—	2,994,258	—	—	—
TOTAL OTHER CHARGES	—	\$200,000	\$2,994,258	\$70,000	\$33,000	—
Acquisitions	—	—	—	—	—	—
Major Repairs	—	—	—	—	—	—
TOTAL ACQ. & MAJOR REPAIRS	—	—	—	—	—	—
TOTAL EXPENDITURES	\$226,974	\$258,228	\$5,765,004	\$6,757,613	\$73,302	\$144,194

Expenditures by Means of Financing

Existing Operating Budget

Expenditures	Federal Funds Form ID 816 P2.5 AIR MONITORING	Federal Funds Form ID 819 SUPERFUND	Federal Funds Form ID 822 LUST CORRECTIVE ACTION	Federal Funds Form ID 826 BROWNFIELDS STATE RESPON	Federal Funds Form ID 834 WQMP SEC 604(B)	Federal Funds Form ID 836 NON-POINT SOURCE (NPS)
Salaries	175,451	47,339	381,446	76,182	47,673	389,738
Other Compensation	—	—	—	—	—	—
Related Benefits	75,193	20,132	163,654	32,665	25,670	220,698
TOTAL PERSONAL SERVICES	\$250,644	\$67,471	\$545,100	\$108,847	\$73,343	\$610,436
Travel	—	—	2,000	5,165	2,500	10,000
Operating Services	—	—	—	—	—	—
Supplies	—	—	—	—	—	—
TOTAL OPERATING EXPENSES	—	—	\$2,000	\$5,165	\$2,500	\$10,000
PROFESSIONAL SERVICES	\$115,000	—	—	—	—	—
Other Charges	—	12,000	772,459	713,500	—	1,693,635
Debt Service	—	—	—	—	—	—
Interagency Transfers	—	2,800	—	—	—	—
TOTAL OTHER CHARGES	—	\$14,800	\$772,459	\$713,500	—	\$1,693,635
Acquisitions	—	—	—	—	—	—
Major Repairs	—	—	—	—	—	—
TOTAL ACQ. & MAJOR REPAIRS	—	—	—	—	—	—
TOTAL EXPENDITURES	\$365,644	\$82,271	\$1,319,559	\$827,512	\$75,843	\$2,314,071

Expenditures by Means of Financing

Existing Operating Budget

Expenditures	Federal Funds Form ID 838 STATE CLEAN DIESEL GRANT	Federal Funds Form ID 839 LUST HURRICANE HARVEY GR	Federal Funds Form ID 840 DSMOA	Federal Funds Form ID 841 LUST PREVENTION COMPLIAN	Federal Funds Form ID 843 WQMP SEC 106	Federal Funds Form ID 844 TSCA TITLE IV STATE LEAD
Salaries	140,000	6,714	27,456	193,259	20,022	—
Other Compensation	—	—	—	—	—	—
Related Benefits	60,000	3,615	18,284	105,102	10,397	—
TOTAL PERSONAL SERVICES	\$200,000	\$10,329	\$45,740	\$298,361	\$30,419	—
Travel	—	250	—	2,035	5,000	—
Operating Services	—	—	—	—	—	—
Supplies	—	—	—	—	—	—
TOTAL OPERATING EXPENSES	—	\$250	—	\$2,035	\$5,000	—
PROFESSIONAL SERVICES	—	—	—	—	—	—
Other Charges	78,829	579,926	—	—	211,171	—
Debt Service	—	—	—	—	—	—
Interagency Transfers	—	—	—	—	—	189,000
TOTAL OTHER CHARGES	\$78,829	\$579,926	—	—	\$211,171	\$189,000
Acquisitions	—	—	—	—	—	—
Major Repairs	—	—	—	—	—	—
TOTAL ACQ. & MAJOR REPAIRS	—	—	—	—	—	—
TOTAL EXPENDITURES	\$278,829	\$590,505	\$45,740	\$300,396	\$246,590	\$189,000

Total Request

Expenditures	Used as a Cash Match	Total Means of Financing By Expenditure	Total State General Fund	Interagency Transfers Form ID 391 INTERAGENCY TRANSFERS	Fees & Self-Generated Form ID 392 FEES & SELF GENERATED	Fees & Self-Generated Form ID 394 FEES & SELF GENERATED
Salaries	2,349,398	46,174,963	—	21,271	10,000	—
Other Compensation	—	211,043	—	—	—	—
Related Benefits	1,007,953	26,387,739	—	8,729	6,000	—
TOTAL PERSONAL SERVICES	\$3,357,351	\$72,773,745	—	\$30,000	\$16,000	—
Travel	19,767	356,443	—	—	2,000	—
Operating Services	—	2,331,472	—	—	—	—
Supplies	—	827,042	—	—	1,790	—
TOTAL OPERATING EXPENSES	\$19,767	\$3,514,957	—	—	\$3,790	—
PROFESSIONAL SERVICES	\$165,148	\$3,597,110	—	—	—	\$5,000
Other Charges	277,387	41,579,702	—	—	—	—
Debt Service	—	—	—	—	—	—
Interagency Transfers	—	14,448,169	—	—	—	—
TOTAL OTHER CHARGES	\$277,387	\$56,027,871	—	—	—	—
Acquisitions	—	1,158,400	—	—	—	—
Major Repairs	—	—	—	—	—	—
TOTAL ACQ. & MAJOR REPAIRS	—	\$1,158,400	—	—	—	—
TOTAL EXPENDITURES	\$3,819,653	\$137,072,083	—	\$30,000	\$19,790	\$5,000

Expenditures by Means of Financing

Total Request

Expenditures	Fees & Self-Generated Form ID 688 Q02-ENVIRONMENTAL TRUST	Statutory Dedications Form ID 386 Q01-HWSCF	Statutory Dedications Form ID 387 Q03-CWSRLF	Statutory Dedications Form ID 388 Q05-MFTF	Statutory Dedications Form ID 396 Q06-WTMF	Statutory Dedications Form ID 400 Q07-LEAD
Salaries	33,570,473	2,094,582	1,830,000	—	633,176	102,760
Other Compensation	211,043	—	—	—	—	—
Related Benefits	20,589,470	931,407	870,000	—	285,760	44,040
TOTAL PERSONAL SERVICES	\$54,370,986	\$3,025,989	\$2,700,000	—	\$918,936	\$146,800
Travel	237,280	5,000	10,000	—	3,000	2,500
Operating Services	2,278,972	30,000	1,500	—	16,000	—
Supplies	787,752	20,000	1,000	—	2,500	—
TOTAL OPERATING EXPENSES	\$3,304,004	\$55,000	\$12,500	—	\$21,500	\$2,500
PROFESSIONAL SERVICES	\$2,932,110	—	\$30,000	—	—	—
Other Charges	5,869,751	2,552,882	112,000	16,649,485	12,031,064	—
Debt Service	—	—	—	—	—	—
Interagency Transfers	11,019,911	212,000	1,000	—	28,500	700
TOTAL OTHER CHARGES	\$16,889,662	\$2,764,882	\$113,000	\$16,649,485	\$12,059,564	\$700
Acquisitions	1,158,400	—	—	—	—	—
Major Repairs	—	—	—	—	—	—
TOTAL ACQ. & MAJOR REPAIRS	\$1,158,400	—	—	—	—	—
TOTAL EXPENDITURES	\$78,655,162	\$5,845,871	\$2,855,500	\$16,649,485	\$13,000,000	\$150,000

Expenditures by Means of Financing

Total Request

Expenditures	Statutory Dedications Form ID 401 V01-OIL SPILL CONTINGENC	Federal Funds Form ID 684 EXCHANGE NETWORK GRANT	Federal Funds Form ID 685 INDIRECT COST	Federal Funds Form ID 789 PERFORMANCE PARTNERSHIP	Federal Funds Form ID 802 SSEB	Federal Funds Form ID 806 AHERA AQ ASBESTOS
Salaries	148,711	93,842	1,440,314	4,327,949	17,011	88,909
Other Compensation	—	—	—	—	—	—
Related Benefits	66,263	40,218	869,295	1,857,336	7,291	44,589
TOTAL PERSONAL SERVICES	\$214,974	\$134,060	\$2,309,609	\$6,185,285	\$24,302	\$133,498
Travel	8,000	—	100	38,613	6,000	9,150
Operating Services	—	—	5,000	—	—	—
Supplies	4,000	—	3,949	—	—	6,051
TOTAL OPERATING EXPENSES	\$12,000	—	\$9,049	\$38,613	\$6,000	\$15,201
PROFESSIONAL SERVICES	—	—	—	\$515,000	—	—
Other Charges	—	100,000	—	—	33,000	—
Debt Service	—	—	—	—	—	—
Interagency Transfers	—	—	3,186,058	—	—	—
TOTAL OTHER CHARGES	—	\$100,000	\$3,186,058	—	\$33,000	—
Acquisitions	—	—	—	—	—	—
Major Repairs	—	—	—	—	—	—
TOTAL ACQ. & MAJOR REPAIRS	—	—	—	—	—	—
TOTAL EXPENDITURES	\$226,974	\$234,060	\$5,504,716	\$6,738,898	\$63,302	\$148,699

Expenditures by Means of Financing

Total Request

Expenditures	Federal Funds Form ID 816 P2.5 AIR MONITORING	Federal Funds Form ID 819 SUPERFUND	Federal Funds Form ID 822 LUST CORRECTIVE ACTION	Federal Funds Form ID 826 BROWNFIELDS STATE RESPON	Federal Funds Form ID 834 WQMP SEC 604(B)	Federal Funds Form ID 836 NON-POINT SOURCE (NPS)
Salaries	165,078	36,093	449,928	93,925	66,436	722,300
Other Compensation	—	—	—	—	—	—
Related Benefits	70,745	15,255	192,826	38,111	28,473	309,557
TOTAL PERSONAL SERVICES	\$235,823	\$51,348	\$642,754	\$132,036	\$94,909	\$1,031,857
Travel	—	6,300	1,000	10,000	5,000	10,000
Operating Services	—	—	—	—	—	—
Supplies	—	—	—	—	—	—
TOTAL OPERATING EXPENSES	—	\$6,300	\$1,000	\$10,000	\$5,000	\$10,000
PROFESSIONAL SERVICES	\$115,000	—	—	—	—	—
Other Charges	—	12,000	683,459	713,500	125,000	1,430,171
Debt Service	—	—	—	—	—	—
Interagency Transfers	—	—	—	—	—	—
TOTAL OTHER CHARGES	—	\$12,000	\$683,459	\$713,500	\$125,000	\$1,430,171
Acquisitions	—	—	—	—	—	—
Major Repairs	—	—	—	—	—	—
TOTAL ACQ. & MAJOR REPAIRS	—	—	—	—	—	—
TOTAL EXPENDITURES	\$350,823	\$69,648	\$1,327,213	\$855,536	\$224,909	\$2,472,028

Expenditures by Means of Financing

Total Request

Expenditures	Federal Funds Form ID 838 STATE CLEAN DIESEL GRANT	Federal Funds Form ID 839 LUST HURRICANE HARVEY GR	Federal Funds Form ID 840 DSMOA	Federal Funds Form ID 841 LUST PREVENTION COMPLIAN	Federal Funds Form ID 843 WQMP SEC 106	Federal Funds Form ID 844 TSCA TITLE IV STATE LEAD
Salaries	1,028	773	17,514	209,577	33,313	—
Other Compensation	—	—	—	—	—	—
Related Benefits	441	331	7,506	89,819	14,277	—
TOTAL PERSONAL SERVICES	\$1,469	\$1,104	\$25,020	\$299,396	\$47,590	—
Travel	—	—	1,500	1,000	—	—
Operating Services	—	—	—	—	—	—
Supplies	—	—	—	—	—	—
TOTAL OPERATING EXPENSES	—	—	\$1,500	\$1,000	—	—
PROFESSIONAL SERVICES	—	—	—	—	—	—
Other Charges	278,829	600,561	—	—	199,000	189,000
Debt Service	—	—	—	—	—	—
Interagency Transfers	—	—	—	—	—	—
TOTAL OTHER CHARGES	\$278,829	\$600,561	—	—	\$199,000	\$189,000
Acquisitions	—	—	—	—	—	—
Major Repairs	—	—	—	—	—	—
TOTAL ACQ. & MAJOR REPAIRS	—	—	—	—	—	—
TOTAL EXPENDITURES	\$280,298	\$601,665	\$26,520	\$300,396	\$246,590	\$189,000

REVENUE COLLECTIONS/INCOME

Interagency Transfers

003 - Interagency Transfers

Source	Commitment Item	Commitment Item Name	FY2018-2019 Actuals	FY-2020 Estimate	FY2020-2021 Projected	Over/Under Current Year Estimate
SOURCE						
CPRA-NRDA	4710059	MR-FROM STATE AGENCY	5,218	30,000	30,000	—
HOMELAND SECURITY (EMAC)	4710059	MR-FROM STATE AGENCY	27,408	—	—	—
LOSCO	4710059	MR-FROM STATE AGENCY	3,146	—	—	—
Total Collections/Income			\$35,772	\$30,000	\$30,000	—
TYPE						
Expenditures Source of Funding Form (BR-6)			35,772	30,000	30,000	—
Total Expenditures, Transfers and Carry Forwards to Next FY			\$35,772	\$30,000	\$30,000	—
Difference in Total Collections/Income and Total Expenditures, Transfers and Carry Forwards to Next FY			—	—	—	—

Fees & Self-Generated

002 - Fees & Self-Generated

Source	Commitment Item	Commitment Item Name	FY2018-2019 Actuals	FY-2020 Estimate	FY2020-2021 Projected	Over/Under Current Year Estimate
SOURCE						
MISC COLLECTIONS	4710071	MR-COPIES	3,479	5,000	5,000	—
SOLID WASTE CERTIF	4710072	MR-CERTIFICATION	16,600	19,790	19,790	—
Total Collections/Income			\$20,079	\$24,790	\$24,790	—
TYPE						
Expenditures Source of Funding Form (BR-6)			20,079	24,790	24,790	—
Total Expenditures, Transfers and Carry Forwards to Next FY			\$20,079	\$24,790	\$24,790	—
Difference in Total Collections/Income and Total Expenditures, Transfers and Carry Forwards to Next FY			—	—	—	—

Q02 - Environmental Trust Fund

Source	Commitment Item	Commitment Item Name	FY2018-2019 Actuals	FY-2020 Estimate	FY2020-2021 Projected	Over/Under Current Year Estimate
SOURCE						
INTEREST	4430010	INTERESTON INVEST	—	—	265,000	265,000
INTER FUND TRANSFER IN	4830014	INTRAFUND TRANSFER	—	—	12,416,267	12,416,267
LICENSES PERMITS & FEES	4550017	FEES-ENV TRUST	—	—	57,100,000	57,100,000
MISC COLLECTIONS	4710062	MR-NON REVENUE	—	—	2,000,000	2,000,000
PRIOR YEAR ROLL FWD	4830016	PY CASH CARRYOVER	—	—	7,368,396	7,368,396
Total Collections/Income			—	—	\$79,149,663	\$79,149,663
TYPE						
Expenditures Source of Funding Form (BR-6)			—	—	78,655,162	78,655,162
Carryforward			—	—	494,501	494,501
Total Expenditures, Transfers and Carry Forwards to Next FY			—	—	\$79,149,663	\$79,149,663
Difference in Total Collections/Income and Total Expenditures, Transfers and Carry Forwards to Next FY			—	—	—	—

Statutory Dedications

Q01 - Hazardous Waste Site Cleanup Fund

Source	Commitment Item	Commitment Item Name	FY2018-2019 Actuals	FY-2020 Estimate	FY2020-2021 Projected	Over/Under Current Year Estimate
SOURCE						
FINES & PENALTIES	4520014	FINE&PEN-OTHER	1,697,366	2,600,000	2,600,000	—
HAZARDOUS WASTE DISP TAX	4170010	TAX-HAZ WASTE DISP	2,583,049	3,200,000	3,200,000	—
INTEREST	4430010	INTERESTON INVEST	107,899	115,000	115,000	—
MISC COLLECTIONS	4710067	MR-C.RECOV-RESP PRTY	152,527	200,000	200,000	—
MISC COLLECTIONS	4710068	MR-C.RECOV-VOL_CLNUP	3,595	—	—	—
PRIOR YEAR ROLL FWD	4830016	PY CASH CARRYOVER	5,056,845	5,058,810	5,093,670	34,860
REIMBURSEMENTS	4830012	INT FUND PY TRANS IN	9,856	—	—	—
Total Collections/Income			\$9,611,137	\$11,173,810	\$11,208,670	\$34,860
TYPE						
Expenditures Source of Funding Form (BR-6)			4,552,327	4,880,140	5,845,871	965,731
Carryforward			5,058,810	5,093,670	5,362,799	269,129
Transfer			—	1,200,000	—	(1,200,000)
Total Expenditures, Transfers and Carry Forwards to Next FY			\$9,611,137	\$11,173,810	\$11,208,670	\$34,860
Difference in Total Collections/Income and Total Expenditures, Transfers and Carry Forwards to Next FY			—	—	—	—

Q02 - Environmental Trust Fund

Source	Commitment Item	Commitment Item Name	FY2018-2019 Actuals	FY-2020 Estimate	FY2020-2021 Projected	Over/Under Current Year Estimate
SOURCE						
INTEREST	4430010	INTERESTON INVEST	260,057	265,000	—	(265,000)
INTER FUND TRANSFER IN	4830014	INTRAFUND TRANSFER	7,832,106	19,340,062	—	(19,340,062)
LICENSES PERMITS & FEES	4550017	FEES-ENV TRUST	56,750,915	57,100,000	—	(57,100,000)
MISC COLLECTIONS	4710062	MR-NON REVENUE	1,715,847	2,000,000	—	(2,000,000)
PRIOR YEAR ROLL FWD	4830016	PY CASH CARRYOVER	13,740,927	12,627,340	—	(12,627,340)
Total Collections/Income			\$80,299,852	\$91,332,402	—	\$(91,332,402)
TYPE						
Expenditures Source of Funding Form (BR-6)			67,487,512	83,964,006	—	(83,964,006)
Carryforward			12,627,340	7,368,396	—	(7,368,396)
Transfer			185,000	—	—	—
Total Expenditures, Transfers and Carry Forwards to Next FY			\$80,299,852	\$91,332,402	—	\$(91,332,402)
Difference in Total Collections/Income and Total Expenditures, Transfers and Carry Forwards to Next FY			—	—	—	—

Q03 - Clean Water State Revolving Fund

Source	Commitment Item	Commitment Item Name	FY2018-2019 Actuals	FY-2020 Estimate	FY2020-2021 Projected	Over/Under Current Year Estimate
SOURCE						
FEDERAL	4060014	FR-FED GRANT/CONRT	2,060,621	2,855,500	2,855,500	—
Total Collections/Income			\$2,060,621	\$2,855,500	\$2,855,500	—
TYPE						
Expenditures Source of Funding Form (BR-6)			2,060,621	2,855,500	2,855,500	—
Total Expenditures, Transfers and Carry Forwards to Next FY			\$2,060,621	\$2,855,500	\$2,855,500	—
Difference in Total Collections/Income and Total Expenditures, Transfers and Carry Forwards to Next FY			—	—	—	—

Q05 - Motor Fuels Underground Tank

Source	Commitment Item	Commitment Item Name	FY2018-2019 Actuals	FY-2020 Estimate	FY2020-2021 Projected	Over/Under Current Year Estimate
SOURCE						
INTEREST	4430010	INTERESTON INVEST	2,562,714	2,700,000	2,700,000	—
LICENSES PERMITS & FEES	4550051	FEES-MFTF	22,466,085	23,000,000	23,000,000	—
MISC COLLECTIONS	4710062	MR-NON REVENUE	1,855,518	5,000	5,000	—
PRIOR YEAR ROLL FWD	4830016	PY CASH CARRYOVER	110,559,654	119,240,836	123,296,351	4,055,515
REIMBURSEMENTS	4830011	INT FUND CY TRANS IN	1,500,000	—	—	—
Total Collections/Income			\$138,943,971	\$144,945,836	\$149,001,351	\$4,055,515
TYPE						
Expenditures Source of Funding Form (BR-6)			14,141,868	15,649,485	16,649,485	1,000,000
Carryforward			119,240,837	123,296,351	126,351,866	3,055,515
Transfer			5,561,266	6,000,000	6,000,000	—
Total Expenditures, Transfers and Carry Forwards to Next FY			\$138,943,971	\$144,945,836	\$149,001,351	\$4,055,515
Difference in Total Collections/Income and Total Expenditures, Transfers and Carry Forwards to Next FY			—	—	—	—

Q06 - Waste Tire Management Fund

Source	Commitment Item	Commitment Item Name	FY2018-2019 Actuals	FY-2020 Estimate	FY2020-2021 Projected	Over/Under Current Year Estimate
SOURCE						
INTEREST	4430010	INTERESTON INVEST	19,289	31,500	31,500	—
LICENSES PERMITS & FEES	4550058	FEES-TIRE DEALERS	12,562,200	13,300,000	13,300,000	—
PRIOR YEAR ROLL FWD	4830016	PY CASH CARRYOVER	—	1,093,789	1,425,289	331,500
Total Collections/Income			\$12,581,489	\$14,425,289	\$14,756,789	\$331,500
TYPE						
Expenditures Source of Funding Form (BR-6)			11,487,700	13,000,000	13,000,000	—
Carryforward			1,093,789	1,425,289	1,756,789	331,500
Total Expenditures, Transfers and Carry Forwards to Next FY			\$12,581,489	\$14,425,289	\$14,756,789	\$331,500
Difference in Total Collections/Income and Total Expenditures, Transfers and Carry Forwards to Next FY			—	—	—	—

Q07 - Lead Hazard Reduction Fund

Source	Commitment Item	Commitment Item Name	FY2018-2019 Actuals	FY-2020 Estimate	FY2020-2021 Projected	Over/Under Current Year Estimate
SOURCE						
INTEREST	4430010	INTERESTON INVEST	2,980	3,200	3,200	—
LICENSES PERMITS & FEES	4550065	FEES-LEAD	130,736	140,000	140,000	—
PRIOR YEAR ROLL FWD	4830016	PY CASH CARRYOVER	109,465	148,181	141,381	(6,800)
Total Collections/Income			\$243,181	\$291,381	\$284,581	\$(6,800)
TYPE						
Expenditures Source of Funding Form (BR-6)			95,000	95,000	150,000	55,000
Carryforward			148,181	141,381	134,581	(6,800)
Transfer			—	55,000	—	(55,000)
Total Expenditures, Transfers and Carry Forwards to Next FY			\$243,181	\$291,381	\$284,581	\$(6,800)
Difference in Total Collections/Income and Total Expenditures, Transfers and Carry Forwards to Next FY			—	—	—	—

V01 - Oil Spill Contingency Fund

Source	Commitment Item	Commitment Item Name	FY2018-2019 Actuals	FY-2020 Estimate	FY2020-2021 Projected	Over/Under Current Year Estimate
SOURCE						
MISC COLLECTIONS	4830014	INTRAFUND TRANSFER	127,574	226,974	226,974	—
Total Collections/Income			\$127,574	\$226,974	\$226,974	—
TYPE						
Expenditures Source of Funding Form (BR-6)			127,574	226,974	226,974	—
Total Expenditures, Transfers and Carry Forwards to Next FY			\$127,574	\$226,974	\$226,974	—
Difference in Total Collections/Income and Total Expenditures, Transfers and Carry Forwards to Next FY			—	—	—	—

Federal Funds

006 - Federal Funds

Source	Commitment Item	Commitment Item Name	FY2018-2019 Actuals	FY-2020 Estimate	FY2020-2021 Projected	Over/Under Current Year Estimate
SOURCE						
FEDERAL	4060013	FR-FED APPROPNS	15,179,123	19,634,301	19,634,301	—
Total Collections/Income			\$15,179,123	\$19,634,301	\$19,634,301	—
TYPE						
Expenditures Source of Funding Form (BR-6)			15,179,123	19,634,301	19,634,301	—
Total Expenditures, Transfers and Carry Forwards to Next FY			\$15,179,123	\$19,634,301	\$19,634,301	—
Difference in Total Collections/Income and Total Expenditures, Transfers and Carry Forwards to Next FY			—	—	—	—

Justification of Differences

Form 430 — 856-BR7 IAT

Question	Narrative Response
Explain any transfers to other appropriations.	
Break out INA by Source of Funding.	
Additional information or comments.	

Form 431 — 856-BR7 Self Gen

Question	Narrative Response
Explain any transfers to other appropriations.	
Break out INA by Source of Funding.	
Additional information or comments.	

Form 432 — 856-BR7 HWSCF

Question	Narrative Response
Explain any transfers to other appropriations.	A means of financing swap with the Environmental Trust Fund (Q02) will be completed by fiscal year end.
Break out INA by Source of Funding.	
Additional information or comments.	

Form 433 — 856-BR7 ETF

Question	Narrative Response
Explain any transfers to other appropriations.	
Break out INA by Source of Funding.	
Additional information or comments.	

Form 434 — 856-BR7 CWSRF

Question	Narrative Response
Explain any transfers to other appropriations.	
Break out INA by Source of Funding.	
Additional information or comments.	

Form 435 — 856-BR7 MFTF

Question	Narrative Response
Explain any transfers to other appropriations.	Reimbursement for UST related Admin Expenses to ETF
Break out INA by Source of Funding.	
Additional information or comments.	

Form 436 — 856-BR7 WTMF

Question	Narrative Response
Explain any transfers to other appropriations.	
Break out INA by Source of Funding.	
Additional information or comments.	

Form 437 — 856-BR7 Lead

Question	Narrative Response
Explain any transfers to other appropriations.	A means of financing swap with the Environmental Trust Fund (Q02) will be completed by fiscal year end.
Break out INA by Source of Funding.	
Additional information or comments.	

Form 439 — 856-BR7 V01

Question	Narrative Response
Explain any transfers to other appropriations.	
Break out INA by Source of Funding.	
Additional information or comments.	

Form 909 — 856-Federal

Question	Narrative Response
Explain any transfers to other appropriations.	
Break out INA by Source of Funding.	
Additional information or comments.	

SCHEDULE OF REQUESTED EXPENDITURES**8561 - Office of the Secretary****Travel**

FY2020-2021 Request	Description
38,971	Conference travel
12,379	Field travel
\$51,350	Total Travel

Operating Services

FY2020-2021 Request	Description
3,000	Advertising - Public Notices
13,200	Cell phone services.
3,150	Mailing of various legal documents, public information booklets and pamphlets.
1,500	Meeting room rental for Small Business and Outreach program's public meetings.
10,412	Misc. legal fees and services.
21,349	OSEC share of regional office rental.
4,200	Printing - DEQ Annual Reports and public information brochures.
45,660	Thompson-West subscription for Legal section.
1,000	Utilities for regional offices.
8,600	Vehicle maintenance.
\$112,071	Total Operating Services

Supplies

FY2020-2021 Request	Description
18,447	Automotive fuels.
1,700	Computer supplies such as CD, surge protectors, toner, and flash drives.
6,120	General office supplies

Supplies *(continued)*

FY2020-2021 Request	Description
300	Items for auto repairs such as fuses, bulbs, etc.
14,056	Misc. supplies such as field supplies, batteries, storage boxes, and promotional items.
1,150	Uniforms.
\$41,773	Total Supplies

Professional Services

FY2020-2021 Request	Means of Financing	Description
10,000	Environmental Trust Fund	
\$10,000		Court Reporting Services required to officially record and transcribe testimony and proceedings for discovery, appeals and hearings. This includes litigation and hearings to receive public comments on proposed permits and settlements, rule-making hearings and other scheduled department meetings and hearings.
4,750	Environmental Trust Fund	
\$4,750		Legal Services- To provide legal research and consultation for issues, strategy and litigation as required by the Secretary.
\$14,750	Total Professional Services	

Interagency Transfers

FY2020-2021 Request	Means of Financing	Receiving Agency	Description
83,719	Environmental Trust Fund		
\$83,719		CS-DIV OF ADMINISTRATIVE LAW	Administrative Hearings
1,000	Environmental Trust Fund		
\$1,000		SECRETARY OF STATE	Archive Supplies
16,886	Environmental Trust Fund		
\$16,886		DIVISION OF ADMINISTRATION	For publication of regulations.
2,450	Environmental Trust Fund		
5,000	Federal Funds		
\$7,450		DOA-OFFICE OF TECHNOLOGY SVCS	Printing Costs
17,752	Environmental Trust Fund		

Interagency Transfers *(continued)*

FY2020-2021 Request	Means of Financing	Receiving Agency	Description
5,000	Federal Funds		
\$22,752		OFF. TELECOMMUNICATIONS MGMT	Telephone Costs
\$131,807			Total Interagency Transfers

Acquisitions

FY2020-2021 Request	Means of Financing	New/Replacement	Acquisition Type	Quantity	Description
105,000	Environmental Trust Fund				
\$105,000		Replace	AUTOMOTIVE	5	Replacement vehicles
\$105,000				5	Total Acquisitions

8562 - Office of Environmental Compliance

Travel

FY2020-2021 Request	Description
31,810	Conference travel
96,170	Field travel
\$127,980	Total Travel

Operating Services

FY2020-2021 Request	Description
27,050	Cell phones and data connections.
9,000	Cleaning services for regional offices.
2,313	Lab fee for non-contractual lab analysis.
16,000	Maintenance of boat, trailer, ice makers, etc.
14,827	Maintenance of scientific equipment.
2,000	Meeting room rental.
5,450	Misc. expenses such as tools, car washes, etc.
1,000	Printing for forms, tags, and handouts.
883,216	Rental for regional offices.
2,000	Security services for regional offices.
9,400	Utilities for regional offices.
80,600	Vehicle maintenance.
1,500	Waste disposal for regional offices.
\$1,054,356	Total Operating Services

Supplies

FY2020-2021 Request	Description
4,000	Auto supplies such as wipers, batteries, and headlights.
5,000	Computer supplies such as CD, surge protectors, and flash drives.
154,333	Fuels for vehicles.
13,400	General office supplies.
100	Items for a minor building maintenance.
186,438	Misc. supplies and materials for industrial radiography exams.
13,600	Uniforms and protective boots for inspectors.
\$376,871	Total Supplies

Professional Services

FY2020-2021 Request	Means of Financing	Description
702,000	Environmental Trust Fund	
515,000	Federal Funds	
\$1,217,000		Laboratory Analysis-Outsourced Analytical Services to provide the analysis of samples collected by the department in support of permitting, surveillance and other department activities.
\$1,217,000	Total Professional Services	

Other Charges

FY2020-2021 Request	Means of Financing	Description
33,000	Federal Funds	
\$33,000		Transuranic Waste Shipment Training of emergency personnel at the state and local levels and preparation of procedures to successfully deal with any radiological emergencies.
\$33,000	Total Other Charges	

Interagency Transfers

FY2020-2021 Request	Means of Financing	Receiving Agency	Description
9,358	Environmental Trust Fund		
\$9,358		OFFICE OF BEHAVIORAL HEALTH	Other Maintenance Costs
5,950	Environmental Trust Fund		
\$5,950		DOA-OFFICE OF TECHNOLOGY SVCS	Printing Costs
81,802	Environmental Trust Fund		
\$81,802		OFF. TELECOMMUNICATIONS MGMT	Telephone Services
3,000	Environmental Trust Fund		
\$3,000		OFFICE OF BEHAVIORAL HEALTH	Utility Costs
2,000	Environmental Trust Fund		
\$2,000		PUBLIC SAFETY SRVS CAFETERIA	Vehicle Applications
\$102,110			Total Interagency Transfers

Acquisitions

FY2020-2021 Request	Means of Financing	New/Replacement	Acquisition Type	Quantity	Description
185,000	Environmental Trust Fund				
\$185,000		Replace	AUTOMOTIVE	7	Replacement vehicles
228,100	Environmental Trust Fund				
\$228,100		Replace	OTHER EQUIPMENT	17	Replacement equipment
\$413,100				24	Total Acquisitions

8563 - Office of Environmental Services**Travel**

FY2020-2021 Request	Description
1,600	Board Member Travel for LA Solid Waste Board Members
17,400	Field - Travel
30,500	Travel - Conference
\$49,500	Total Travel

Operating Services

FY2020-2021 Request	Description
3,750	Cellphones.
2,500	Mail, delivery, and postage expenses.
4,407	Misc. such as sign language services for public hearings.
9,000	Printing of reports for permits and various forms.
800	Public meeting/hearing space rental.
13,200	Public notices for various types of permit actions.
500	Security for public hearings.
\$34,157	Total Operating Services

Supplies

FY2020-2021 Request	Description
700	Computer supplies such as CD, surge protector and flash drives.
8,400	General office supplies
8,063	Misc. items such as batteries, storage boxes, and packing tapes.
2,200	Uniforms for permit writers' site visits.
\$19,363	Total Supplies

Interagency Transfers

FY2020-2021 Request	Means of Financing	Receiving Agency	Description
2,650	Environmental Trust Fund		
\$2,650		DOA-OFFICE OF TECHNOLOGY SVCS	Printing Costs
37,535	Environmental Trust Fund		
700	Lead Hazard Reduction Fund		
4,976	Waste Tire Management Fund		
\$43,211		OFF. TELECOMMUNICATIONS MGMT	Telephone Services
\$45,861			Total Interagency Transfers

8564 - Office of Management and Finance

Travel

FY2020-2021 Request	Description
19,500	Travel - Conferences
2,000	Travel - Field
\$21,500	Total Travel

Operating Services

FY2020-2021 Request	Description
20,696	Auto maintenance for motor pool vehicles.
29,000	Building maintenance for the entire department.
1,481	Cellphones and data.
100,000	Copier rental for entire department.
300	Forms for Financial Services such as deposit books.
34,800	Mail and delivery services between regional offices and headquarter.
1,100	Maintenance of equipment for an administrative (general) services.
58,725	Misc. items such as car washes, cable services, tolls, sign language services, and temporary employment for the entire department.
6,004	Program share of regional office rent.
100	Public notice announcements
2,000	Rental of public hearing/meeting space for Clean Water Revolving Loan Program.
85,650	Software licenses not covered by OTS contracts.
19,900	Software maintenance/support not covered by OTS contract.
750	Subscription services.
\$360,506	Total Operating Services

Supplies

FY2020-2021 Request	Description
1,000	Building maintenance parts for the entire department.
53,100	Computer supplies such as CD, flash drives and printer cartridges.
19,118	Gas expenses for motor pool vehicles.
3,700	General office supplies.
4,500	Parts for auto repairs.
60,300	Supplies for drone operations and misc. supplies.
1,300	Uniforms.
\$143,018	Total Supplies

Professional Services

FY2020-2021 Request	Means of Financing	Description
30,000	Clean Water State Revolving Fund	
\$30,000		Bond Advisor for Loan Programs- Legal Representation and Advice on loans, bond issues, rules and regulations, and policies for the State Revolving Fund (SRF) Programs.
1,826,830	Environmental Trust Fund	
5,000	Fees & Self-Generated	
\$1,831,830		Document Management System- To continue the scanning, indexing and electronic storage of all documents submitted to DEQ. This agency wide document management system provides faster processing and a reduction in the manual filing of documents.
103,530	Environmental Trust Fund	
\$103,530		Medical Exams To detect possible contamination associated with exposure to materials as a result of work related activities.
\$1,965,360	Total Professional Services	

Other Charges

FY2020-2021 Request	Means of Financing	Description
1,000,000	Environmental Trust Fund	
\$1,000,000		Motor Fuels Underground Storage Tank Legal Services provided by the Department of Justice related to the investigation of payment improperly made to oil and gas companies from the Motor Fuels Underground Storage Tank Trust Fund.
16,649,485	Motor Fuels Underground Tank	
\$16,649,485		Motor Fuels Underground Storage Tank- To reimburse Response Action Contractors (RACS) for cleanup of program eligible leaking Motor Fuels Trust Fund) underground storage tanks.
186,768	Environmental Trust Fund	
\$186,768		UST Operator Training Program To administer the Louisiana Department of Environmental Quality UST Operator Training Program.
12,031,064	Waste Tire Management Fund	
\$12,031,064		Waste Tire Program- Payments to permitted processors for proper disposal of collected waste tires to authorized end use markets.
\$29,867,317	Total Other Charges	

Interagency Transfers

FY2020-2021 Request	Means of Financing	Receiving Agency	Description
233,640	Environmental Trust Fund		
\$233,640		OFFICE OF AIRCRAFT SERVICES	Aircraft hanger rent, fuel, and maintenance
2,100	Environmental Trust Fund		
\$2,100		SECRETARY OF STATE	Archive supplies
124,805	Environmental Trust Fund		
\$124,805		LEGISLATIVE AUDITOR	Audit fees
3,534,039	Environmental Trust Fund		
190,000	Hazardous Waste Site Cleanup Fund		
23,524	Waste Tire Management Fund		
\$3,747,563		DIVISION OF ADMINISTRATION	Building rent, maintenance, and OCR
44,400	Environmental Trust Fund		
\$44,400		LA PROPERTY ASSISTANCE AGENCY	GPS Costs for the state vehicles

Interagency Transfers (continued)

FY2020-2021 Request	Means of Financing	Receiving Agency	Description
756,531	Environmental Trust Fund		
\$756,531		OFFICE OF RISK MANAGEMENT	Insurance
2,148,599	Environmental Trust Fund		
3,176,058	Federal Funds		
\$5,324,657		DOA-OFFICE OF TECHNOLOGY SVCS	Reimbursement for IT services, printings, and state mail.
38,696	Environmental Trust Fund		
\$38,696		UNIFORM PAYROLL OFFICE	Reimbursement for Office of State Uniform Payroll services
279,355	Environmental Trust Fund		
\$279,355		STATE CIVIL SERVICE	Reimbursement for State Civil Service services and CPTP training costs
11,923	Environmental Trust Fund		
\$11,923		STO - DEPT OF TREASURY	Reimbursement for State Treasury services
237,943	Environmental Trust Fund		
\$237,943		PUBLIC SAFETY SRVS CAFETERIA	Security costs for the state buildings
1,000	Clean Water State Revolving Fund		
483,368	Environmental Trust Fund		
\$484,368		OFF. TELECOMMUNICATIONS MGMT	Telephone Services, Network Connectivity, and Telecommunication Services
271,083	Environmental Trust Fund		
\$271,083		DOTD ADMINISTRATION	Topographic Mapping
\$11,557,064			Total Interagency Transfers

8565 - Office of Environmental Assessment**Travel**

FY2020-2021 Request	Description
56,613	Travel for conferences.
49,500	Travel for field works.
\$106,113	Total Travel

Operating Services

FY2020-2021 Request	Description
61,900	Auto maintenance and repairs.
19,750	Cellphone and data.
46,700	Electricity for air monitoring sites.
221,020	LA Emission and Safety Inspection System software maintenance for Air Planning division.
3,733	Mail costs for certified mails.
40,550	Maintenance of air monitoring sites, boats, etc.
41,750	Maintenance of Equipment
108,111	MAML (Mobile Air Monitoring Laboratory) expenses and misc. items.
1,800	Printings.
187,669	Program share of regional offices rental.
635	Public notice announcements.
36,764	Rental of air monitoring sites across the state.
\$770,382	Total Operating Services

Supplies

FY2020-2021 Request	Description
67,867	Chemical gases and misc. supplies
152,670	Fuels for field vehicles.
18,600	General office supplies.

Supplies *(continued)*

FY2020-2021 Request	Description
1,700	Parts for auto repairs and maintenance.
5,180	Uniforms.
\$246,017	Total Supplies

Professional Services

FY2020-2021 Request	Means of Financing	Description
115,000	Federal Funds	
\$115,000		Ambient PM 2.5 Network Operations
5,000	Environmental Trust Fund	
\$5,000		Environmental Consulting/Certification of OBD Software Updates
75,000	Environmental Trust Fund	
\$75,000		Ozone Episode Index Forecasting
70,000	Environmental Trust Fund	
135,000	Environmental Trust Fund	
\$205,000		Risk Assessment
\$400,000		Total Professional Services

Other Charges

FY2020-2021 Request	Means of Financing	Description
713,500	Federal Funds	
\$713,500		Brownfields State Response Program To provide for program enhancement, outreach projects, site assessments, and site cleanup projects at Brownfields sites.
372,118	Environmental Trust Fund	
\$372,118		Compliance Evaluation Inspections. To perform Underground Storage Tank compliance evaluation inspections. This funding is provided by EPA to meet the recurring inspection requirements of the Energy Act.

Other Charges *(continued)*

FY2020-2021 Request	Means of Financing	Description
86,171	Federal Funds	
\$86,171		EPA 106 Supplemental Permits and Enforcement Grants Funds will be used to enhance state permit and enforcement programs. Planned use of funds includes expanding on-line permitting capabilities, providing information technology support and services (including purchase of equipment).
112,829	Federal Funds	
\$112,829		EPA Grants 106 Monitoring Initiatives- The objective of the project is for the recipient to conduct ambient water quality monitoring. The objectives include expanding data collections and analysis as well as developing a dissolved oxygen/slope relationship in Louisiana streams. The Clean Water Act Sect. 106 authorizes funds to assist states in establishing and maintaining their overall water pollution control program.
112,000	Clean Water State Revolving Fund	
\$112,000		EPA Grants Nonpoint Source Sec. 319(h) cost Share
1,430,171	Federal Funds	
\$1,430,171		EPA Grants Nonpoint Source Sec. 319(h)- The nonpoint program is implemented to control particularly difficult or serious nonpoint source pollution problems and to carry out groundwater quality protection activities as part of a comprehensive nonpoint source pollution control program. This includes planning, assessing, demonstration projects, technical assistance, education, training, and technology transfer for the purpose of protecting groundwater from contamination, reducing nonpoint source pollutant loading, and improving Louisiana's surface water quality.
100,000	Federal Funds	
\$100,000		Exchange Network Grant This funding will advance LDEQ's ability to provide consistent, accurate, and timely notifications of pending permit activity and opportunities for public comment by integrating the Public Participation Groups's processes into LDEQ's IDMS. This allows LDEQ to automate and standardize notices and requests for public comments in a timely manner as well as provide a platform for public comment submission.
600,561	Federal Funds	
\$600,561		Gulf of Mexico Hurricanes Supplemental Funding for the Leaking Underground Storage Tank Program- To provide for site assessments and site cleanup projects at underground storage tank sites in areas affected by Hurricane Harvey.

Other Charges *(continued)*

FY2020-2021 Request	Means of Financing	Description
2,552,882	Hazardous Waste Site Cleanup Fund	
\$2,552,882		Hazardous Waste Site Clean up Fund contracts. To provide services for investigation, testing, containment, control, and cleanup for waste sites; to provide money or services for the state share of matching funds for Environmental Protection Agency (EPA) lead sites.
278,829	Federal Funds	
\$278,829		La Clean Diesel Grant Federal Funding that will allow DEQ to provide funds for Louisiana Clean Diesel Grant Program for projects that maximize the benefits of diesel emissions reductions by retrofitting, upgrading, replacement, or reduced idling from on-road and off-road diesel engines and equipment. All projects shall use EPA or California Air Resource Board (CARB) Verified Technologies.
683,459	Federal Funds	
\$683,459		LUST Trust Fund These federal funds will allow DEQ to increase the pace of cleaning up UST releases into the environment that have already occurred, but have not yet been cleaned up. The current program has limited funding and the funds provided for in the LUST TF will allow DEQ to respond to petroleum releases from USTs where owners and operators are unknown, unwilling, or unable to take corrective actions themselves, and in emergency situations.
12,000	Federal Funds	
\$12,000		Risk Assessment Superfund -To evaluate conditions and threats to determine their risk to human health and the environment.
189,000	Federal Funds	
\$189,000		Title IV Lead Grant This funding is for an online data system whereby the Louisiana Department of Environmental Quality may accept and process applications and submittals, thereby automating as many steps as possible for all authorizing activities in the Lead Abatement Certification and Notification program under the Toxics Substances Control Act (TSCA) paragraph 404(g),
4,310,845	Environmental Trust Fund	
\$4,310,845		Volkswagen Settlement Disbursement to School Boards
125,000	Federal Funds	
\$125,000		.WQMP TMDL Grant LDEQ will utilize this 604(b) grant to support restoration and protection activities, including modeling and data analysis activities to support Louisiana's Water Permits Program and Nutrient Management Strategy, TMDL revisions, and other non-TMDL (alternative) approaches
\$11,679,365	Total Other Charges	

Interagency Transfers

FY2020-2021 Request	Means of Financing	Receiving Agency	Description
110,000	Environmental Trust Fund		
\$110,000		BD OF SUPRS-COMM & TECH COLL	Baton Rouge Community College to serve as a challenge station for the public when they have concerns about On-Board Diagnostic test results as required by 40 CFR 51.368(b).
82,330	Environmental Trust Fund		
\$82,330		AGRICULTURE AND FORESTRY	Building rent for Air Field section
3,800	Environmental Trust Fund		
\$3,800		DOA-OFFICE OF TECHNOLOGY SVCS	Printing Costs
32,775	Environmental Trust Fund		
22,000	Hazardous Waste Site Cleanup Fund		
\$54,775		OFF. TELECOMMUNICATIONS MGMT	Telephone Services
5,000	Environmental Trust Fund		
\$5,000		AGRICULTURE AND FORESTRY	Utility costs for rental building
250,000	Environmental Trust Fund		
\$250,000		PUBLIC SAFETY SRVS CAFETERIA	Vehicle inspection and maintenance program for emissions controls.
2,105,422	Environmental Trust Fund		
\$2,105,422		DOTD ADMINISTRATION	Volkswagen Contract
\$2,611,327			Total Interagency Transfers

Acquisitions

FY2020-2021 Request	Means of Financing	New/Replacement	Acquisition Type	Quantity	Description
97,100	Environmental Trust Fund				
\$97,100		Replace	AUTOMOTIVE	3	Replacement vehicles
543,200	Environmental Trust Fund				
\$543,200		Replace	OTHER EQUIPMENT	13	Replacement equipment
\$640,300				16	Total Acquisitions



This page has been intentionally left blank

Continuation Budget Adjustments

AGENCY SUMMARY STATEMENT

Total Agency

Means of Financing

Description	Existing Operating Budget as of 10/01/2019	Non-Recurring	Inflation	Compulsory	Workload	Other	FY2020-2021 Requested Continuation Level
STATE GENERAL FUND (Direct)	—	—	—	—	—	—	—
STATE GENERAL FUND BY:	—	—	—	—	—	—	—
INTERAGENCY TRANSFERS	30,000	—	—	—	—	—	30,000
FEES & SELF-GENERATED	24,790	—	—	2,269,274	128,659	76,257,229	78,679,952
STATUTORY DEDICATIONS	120,671,105	(7,761,857)	—	109,540	—	(74,290,958)	38,727,830
FEDERAL FUNDS	19,634,301	—	—	—	—	—	19,634,301
TOTAL MEANS OF FINANCING	\$140,360,196	\$(7,761,857)	—	\$2,378,814	\$128,659	\$1,966,271	\$137,072,083

Fees and Self-Generated

Description	Existing Operating Budget as of 10/01/2019	Non-Recurring	Inflation	Compulsory	Workload	Other	FY2020-2021 Requested Continuation Level
Environmental Trust Fund	—	—	—	2,269,274	128,659	76,257,229	78,655,162
Fees & Self-Generated	24,790	—	—	—	—	—	24,790
Total:	\$24,790	—	—	\$2,269,274	\$128,659	\$76,257,229	\$78,679,952

Statutory Dedications

Description	Existing Operating Budget as of 10/01/2019	Non-Recurring	Inflation	Compulsory	Workload	Other	FY2020-2021 Requested Continuation Level
Clean Water State Revolving Fund	2,855,500	—	—	—	—	—	2,855,500
Environmental Trust Fund	83,964,006	(7,418,048)	—	—	—	(76,545,958)	—
Hazardous Waste Site Cleanup Fund	4,880,140	(343,809)	—	109,540	—	1,200,000	5,845,871
Lead Hazard Reduction Fund	95,000	—	—	—	—	55,000	150,000
Motor Fuels Underground Tank	15,649,485	—	—	—	—	1,000,000	16,649,485
Oil Spill Contingency Fund	226,974	—	—	—	—	—	226,974
Waste Tire Management Fund	13,000,000	—	—	—	—	—	13,000,000
Total:	\$120,671,105	\$(7,761,857)	—	\$109,540	—	\$(74,290,958)	\$38,727,830

Expenditures and Positions

Description	Existing Operating Budget as of 10/01/2019	Non-Recurring	Inflation	Compulsory	Workload	Other	FY2020-2021 Requested Continuation Level
Salaries	43,999,621	—	—	1,915,687	82,441	177,214	46,174,963
Other Compensation	211,043	—	—	—	—	—	211,043
Related Benefits	25,793,696	—	—	463,127	46,218	84,698	26,387,739
TOTAL PERSONAL SERVICES	\$70,004,360	—	—	\$2,378,814	\$128,659	\$261,912	\$72,773,745
Travel	373,443	—	—	—	—	(17,000)	356,443
Operating Services	2,628,472	—	—	—	—	(297,000)	2,331,472
Supplies	893,042	—	—	—	—	(66,000)	827,042
TOTAL OPERATING EXPENSES	\$3,894,957	—	—	—	—	\$(380,000)	\$3,514,957
PROFESSIONAL SERVICES	\$3,393,163	\$(196,053)	—	—	—	—	\$3,197,110
Other Charges	42,164,837	(1,485,135)	—	—	—	1,000,000	41,679,702
Debt Service	—	—	—	—	—	—	—
Interagency Transfers	16,772,210	(1,950,000)	—	—	—	(74,041)	14,748,169
TOTAL OTHER CHARGES	\$58,937,047	\$(3,435,135)	—	—	—	\$925,959	\$56,427,871
Acquisitions	4,130,669	(4,130,669)	—	—	—	1,158,400	1,158,400
Major Repairs	—	—	—	—	—	—	—
TOTAL ACQ. & MAJOR REPAIRS	\$4,130,669	\$(4,130,669)	—	—	—	\$1,158,400	\$1,158,400
TOTAL EXPENDITURES	\$140,360,196	\$(7,761,857)	—	\$2,378,814	\$128,659	\$1,966,271	\$137,072,083
Classified	697	—	—	—	1	3	701
Unclassified	9	—	—	—	—	—	9
TOTAL AUTHORIZED T.O. POSITIONS	706	—	—	—	1	3	710
TOTAL AUTHORIZED OTHER CHARGES POSITIONS	—	—	—	—	—	—	—
TOTAL NON-T.O. FTE POSITIONS	—	—	—	—	—	—	—

CONTINUATION BUDGET ADJUSTMENTS - SUMMARIZED

Form 471 — Non-recurr Carryforwards

Means of Financing

	Amount
STATE GENERAL FUND (Direct)	—
STATE GENERAL FUND BY:	—
INTERAGENCY TRANSFERS	—
FEES & SELF-GENERATED	—
STATUTORY DEDICATIONS	(6,351,510)
FEDERAL FUNDS	—
TOTAL MEANS OF FINANCING	\$(6,351,510)

Expenditures

	Amount
Salaries	—
Other Compensation	—
Related Benefits	—
TOTAL PERSONAL SERVICES	—
Travel	—
Operating Services	—
Supplies	—
TOTAL OPERATING EXPENSES	—
PROFESSIONAL SERVICES	\$(196,053)
Other Charges	(1,485,135)
Debt Service	—
Interagency Transfers	(1,950,000)
TOTAL OTHER CHARGES	\$(3,435,135)
Acquisitions	(2,720,322)
Major Repairs	—
TOTAL ACQ. & MAJOR REPAIRS	\$(2,720,322)
TOTAL EXPENDITURES	\$(6,351,510)

Positions

	FTE
Classified	—
Unclassified	—
TOTAL AUTHORIZED T.O. FTE POSITIONS	—
TOTAL AUTHORIZED OTHER CHARGES POSITIONS	—
TOTAL NON-T.O. FTE POSITIONS	—

Continuation Budget Adjustments - Summarized

Total Agency
Request Type: NON-RECUR

Form 497 — Non-recurring Acquisitions and Major Repairs

Means of Financing

	Amount
STATE GENERAL FUND (Direct)	—
STATE GENERAL FUND BY:	—
INTERAGENCY TRANSFERS	—
FEES & SELF-GENERATED	—
STATUTORY DEDICATIONS	(1,410,347)
FEDERAL FUNDS	—
TOTAL MEANS OF FINANCING	\$(1,410,347)

Expenditures

	Amount
Salaries	—
Other Compensation	—
Related Benefits	—
TOTAL PERSONAL SERVICES	—
Travel	—
Operating Services	—
Supplies	—
TOTAL OPERATING EXPENSES	—
PROFESSIONAL SERVICES	—
Other Charges	—
Debt Service	—
Interagency Transfers	—
TOTAL OTHER CHARGES	—
Acquisitions	(1,410,347)
Major Repairs	—
TOTAL ACQ. & MAJOR REPAIRS	\$(1,410,347)
TOTAL EXPENDITURES	\$(1,410,347)

Positions

	FTE
Classified	—
Unclassified	—
TOTAL AUTHORIZED T.O. FTE POSITIONS	—
TOTAL AUTHORIZED OTHER CHARGES POSITIONS	—
TOTAL NON-T.O. FTE POSITIONS	—

Continuation Budget Adjustments - Summarized

Total Agency
Request Type: INFLATION

Form 500 — Standard Inflation 2.11%

Means of Financing

	Amount
STATE GENERAL FUND (Direct)	—
STATE GENERAL FUND BY:	—
INTERAGENCY TRANSFERS	—
FEES & SELF-GENERATED	186
STATUTORY DEDICATIONS	133,978
FEDERAL FUNDS	15,481
TOTAL MEANS OF FINANCING	\$149,645

Expenditures

	Amount
Salaries	—
Other Compensation	—
Related Benefits	—
TOTAL PERSONAL SERVICES	—
Travel	7,880
Operating Services	55,463
Supplies	18,842
TOTAL OPERATING EXPENSES	\$82,185
PROFESSIONAL SERVICES	\$67,460
Other Charges	—
Debt Service	—
Interagency Transfers	—
TOTAL OTHER CHARGES	—
Acquisitions	—
Major Repairs	—
TOTAL ACQ. & MAJOR REPAIRS	—
TOTAL EXPENDITURES	\$149,645

Positions

	FTE
Classified	—
Unclassified	—
TOTAL AUTHORIZED T.O. FTE POSITIONS	—
TOTAL AUTHORIZED OTHER CHARGES POSITIONS	—
TOTAL NON-T.O. FTE POSITIONS	—

Form 679 — DEQ Inflation Reversal

Means of Financing

	Amount
STATE GENERAL FUND (Direct)	—
STATE GENERAL FUND BY:	—
INTERAGENCY TRANSFERS	—
FEES & SELF-GENERATED	(186)
STATUTORY DEDICATIONS	(133,978)
FEDERAL FUNDS	(15,481)
TOTAL MEANS OF FINANCING	\$(149,645)

Expenditures

	Amount
Salaries	—
Other Compensation	—
Related Benefits	—
TOTAL PERSONAL SERVICES	—
Travel	(7,880)
Operating Services	(55,463)
Supplies	(18,842)
TOTAL OPERATING EXPENSES	\$(82,185)
PROFESSIONAL SERVICES	\$(67,460)
Other Charges	—
Debt Service	—
Interagency Transfers	—
TOTAL OTHER CHARGES	—
Acquisitions	—
Major Repairs	—
TOTAL ACQ. & MAJOR REPAIRS	—
TOTAL EXPENDITURES	\$(149,645)

Positions

	FTE
Classified	—
Unclassified	—
TOTAL AUTHORIZED T.O. FTE POSITIONS	—
TOTAL AUTHORIZED OTHER CHARGES POSITIONS	—
TOTAL NON-T.O. FTE POSITIONS	—

Form 767 — 856 - Training Series Adjustment

Means of Financing

	Amount
STATE GENERAL FUND (Direct)	—
STATE GENERAL FUND BY:	—
INTERAGENCY TRANSFERS	—
FEES & SELF-GENERATED	92,137
STATUTORY DEDICATIONS	—
FEDERAL FUNDS	—
TOTAL MEANS OF FINANCING	\$92,137

Expenditures

	Amount
Salaries	92,137
Other Compensation	—
Related Benefits	—
TOTAL PERSONAL SERVICES	\$92,137
Travel	—
Operating Services	—
Supplies	—
TOTAL OPERATING EXPENSES	—
PROFESSIONAL SERVICES	—
Other Charges	—
Debt Service	—
Interagency Transfers	—
TOTAL OTHER CHARGES	—
Acquisitions	—
Major Repairs	—
TOTAL ACQ. & MAJOR REPAIRS	—
TOTAL EXPENDITURES	\$92,137

Positions

	FTE
Classified	—
Unclassified	—
TOTAL AUTHORIZED T.O. FTE POSITIONS	—
TOTAL AUTHORIZED OTHER CHARGES POSITIONS	—
TOTAL NON-T.O. FTE POSITIONS	—

Form 768 — 856 - Market Adjustments

Means of Financing

	Amount
STATE GENERAL FUND (Direct)	—
STATE GENERAL FUND BY:	—
INTERAGENCY TRANSFERS	—
FEES & SELF-GENERATED	1,195,551
STATUTORY DEDICATIONS	39,939
FEDERAL FUNDS	—
TOTAL MEANS OF FINANCING	\$1,235,490

Expenditures

	Amount
Salaries	1,235,490
Other Compensation	—
Related Benefits	—
TOTAL PERSONAL SERVICES	\$1,235,490
Travel	—
Operating Services	—
Supplies	—
TOTAL OPERATING EXPENSES	—
PROFESSIONAL SERVICES	—
Other Charges	—
Debt Service	—
Interagency Transfers	—
TOTAL OTHER CHARGES	—
Acquisitions	—
Major Repairs	—
TOTAL ACQ. & MAJOR REPAIRS	—
TOTAL EXPENDITURES	\$1,235,490

Positions

	FTE
Classified	—
Unclassified	—
TOTAL AUTHORIZED T.O. FTE POSITIONS	—
TOTAL AUTHORIZED OTHER CHARGES POSITIONS	—
TOTAL NON-T.O. FTE POSITIONS	—

Continuation Budget Adjustments - Summarized

Total Agency
Request Type: COMPULSORY

Form 772 — 856 - Base Salary Adjustment

Means of Financing

	Amount
STATE GENERAL FUND (Direct)	—
STATE GENERAL FUND BY:	—
INTERAGENCY TRANSFERS	—
FEES & SELF-GENERATED	1,271,760
STATUTORY DEDICATIONS	25,922
FEDERAL FUNDS	—
TOTAL MEANS OF FINANCING	\$1,297,682

Expenditures

	Amount
Salaries	1,297,682
Other Compensation	—
Related Benefits	—
TOTAL PERSONAL SERVICES	\$1,297,682
Travel	—
Operating Services	—
Supplies	—
TOTAL OPERATING EXPENSES	—
PROFESSIONAL SERVICES	—
Other Charges	—
Debt Service	—
Interagency Transfers	—
TOTAL OTHER CHARGES	—
Acquisitions	—
Major Repairs	—
TOTAL ACQ. & MAJOR REPAIRS	—
TOTAL EXPENDITURES	\$1,297,682

Positions

	FTE
Classified	—
Unclassified	—
TOTAL AUTHORIZED T.O. FTE POSITIONS	—
TOTAL AUTHORIZED OTHER CHARGES POSITIONS	—
TOTAL NON-T.O. FTE POSITIONS	—

Continuation Budget Adjustments - Summarized

Total Agency
Request Type: COMPULSORY

Form 774 — 856 - Other Pay Adjustment

Means of Financing

	Amount
STATE GENERAL FUND (Direct)	—
STATE GENERAL FUND BY:	—
INTERAGENCY TRANSFERS	—
FEES & SELF-GENERATED	152,198
STATUTORY DEDICATIONS	—
FEDERAL FUNDS	—
TOTAL MEANS OF FINANCING	\$152,198

Expenditures

	Amount
Salaries	107,070
Other Compensation	—
Related Benefits	45,128
TOTAL PERSONAL SERVICES	\$152,198
Travel	—
Operating Services	—
Supplies	—
TOTAL OPERATING EXPENSES	—
PROFESSIONAL SERVICES	—
Other Charges	—
Debt Service	—
Interagency Transfers	—
TOTAL OTHER CHARGES	—
Acquisitions	—
Major Repairs	—
TOTAL ACQ. & MAJOR REPAIRS	—
TOTAL EXPENDITURES	\$152,198

Positions

	FTE
Classified	—
Unclassified	—
TOTAL AUTHORIZED T.O. FTE POSITIONS	—
TOTAL AUTHORIZED OTHER CHARGES POSITIONS	—
TOTAL NON-T.O. FTE POSITIONS	—

Form 779 — 856 - Unclassified Salary Adjustment

Means of Financing

	Amount
STATE GENERAL FUND (Direct)	—
STATE GENERAL FUND BY:	—
INTERAGENCY TRANSFERS	—
FEES & SELF-GENERATED	140,134
STATUTORY DEDICATIONS	—
FEDERAL FUNDS	—
TOTAL MEANS OF FINANCING	\$140,134

Expenditures

	Amount
Salaries	98,582
Other Compensation	—
Related Benefits	41,552
TOTAL PERSONAL SERVICES	\$140,134
Travel	—
Operating Services	—
Supplies	—
TOTAL OPERATING EXPENSES	—
PROFESSIONAL SERVICES	—
Other Charges	—
Debt Service	—
Interagency Transfers	—
TOTAL OTHER CHARGES	—
Acquisitions	—
Major Repairs	—
TOTAL ACQ. & MAJOR REPAIRS	—
TOTAL EXPENDITURES	\$140,134

Positions

	FTE
Classified	—
Unclassified	—
TOTAL AUTHORIZED T.O. FTE POSITIONS	—
TOTAL AUTHORIZED OTHER CHARGES POSITIONS	—
TOTAL NON-T.O. FTE POSITIONS	—

Form 780 — 856 - Double Incumbency Adjustment

Means of Financing

	Amount
STATE GENERAL FUND (Direct)	—
STATE GENERAL FUND BY:	—
INTERAGENCY TRANSFERS	—
FEES & SELF-GENERATED	(127,924)
STATUTORY DEDICATIONS	—
FEDERAL FUNDS	—
TOTAL MEANS OF FINANCING	\$(127,924)

Expenditures

	Amount
Salaries	(89,950)
Other Compensation	—
Related Benefits	(37,974)
TOTAL PERSONAL SERVICES	\$(127,924)
Travel	—
Operating Services	—
Supplies	—
TOTAL OPERATING EXPENSES	—
PROFESSIONAL SERVICES	—
Other Charges	—
Debt Service	—
Interagency Transfers	—
TOTAL OTHER CHARGES	—
Acquisitions	—
Major Repairs	—
TOTAL ACQ. & MAJOR REPAIRS	—
TOTAL EXPENDITURES	\$(127,924)

Positions

	FTE
Classified	—
Unclassified	—
TOTAL AUTHORIZED T.O. FTE POSITIONS	—
TOTAL AUTHORIZED OTHER CHARGES POSITIONS	—
TOTAL NON-T.O. FTE POSITIONS	—

Continuation Budget Adjustments - Summarized

Total Agency
Request Type: COMPULSORY

Form 785 — 856 - Vacancy Adjustment

Means of Financing

	Amount
STATE GENERAL FUND (Direct)	—
STATE GENERAL FUND BY:	—
INTERAGENCY TRANSFERS	—
FEES & SELF-GENERATED	(126,458)
STATUTORY DEDICATIONS	—
FEDERAL FUNDS	—
TOTAL MEANS OF FINANCING	\$(126,458)

Expenditures

	Amount
Salaries	(80,892)
Other Compensation	—
Related Benefits	(45,566)
TOTAL PERSONAL SERVICES	\$(126,458)
Travel	—
Operating Services	—
Supplies	—
TOTAL OPERATING EXPENSES	—
PROFESSIONAL SERVICES	—
Other Charges	—
Debt Service	—
Interagency Transfers	—
TOTAL OTHER CHARGES	—
Acquisitions	—
Major Repairs	—
TOTAL ACQ. & MAJOR REPAIRS	—
TOTAL EXPENDITURES	\$(126,458)

Positions

	FTE
Classified	—
Unclassified	—
TOTAL AUTHORIZED T.O. FTE POSITIONS	—
TOTAL AUTHORIZED OTHER CHARGES POSITIONS	—
TOTAL NON-T.O. FTE POSITIONS	—

Form 792 — 856 - Related Benefits Adjustment

Means of Financing

	Amount
STATE GENERAL FUND (Direct)	—
STATE GENERAL FUND BY:	—
INTERAGENCY TRANSFERS	—
FEES & SELF-GENERATED	730,086
STATUTORY DEDICATIONS	43,679
FEDERAL FUNDS	—
TOTAL MEANS OF FINANCING	\$773,765

Expenditures

	Amount
Salaries	—
Other Compensation	—
Related Benefits	773,765
TOTAL PERSONAL SERVICES	\$773,765
Travel	—
Operating Services	—
Supplies	—
TOTAL OPERATING EXPENSES	—
PROFESSIONAL SERVICES	—
Other Charges	—
Debt Service	—
Interagency Transfers	—
TOTAL OTHER CHARGES	—
Acquisitions	—
Major Repairs	—
TOTAL ACQ. & MAJOR REPAIRS	—
TOTAL EXPENDITURES	\$773,765

Positions

	FTE
Classified	—
Unclassified	—
TOTAL AUTHORIZED T.O. FTE POSITIONS	—
TOTAL AUTHORIZED OTHER CHARGES POSITIONS	—
TOTAL NON-T.O. FTE POSITIONS	—

Continuation Budget Adjustments - Summarized

Total Agency
Request Type: COMPULSORY

Form 793 — 856 - Attrition
Means of Financing

	Amount
STATE GENERAL FUND (Direct)	—
STATE GENERAL FUND BY:	—
INTERAGENCY TRANSFERS	—
FEES & SELF-GENERATED	(1,058,210)
STATUTORY DEDICATIONS	—
FEDERAL FUNDS	—
TOTAL MEANS OF FINANCING	\$(1,058,210)

Expenditures

	Amount
Salaries	(744,432)
Other Compensation	—
Related Benefits	(313,778)
TOTAL PERSONAL SERVICES	\$(1,058,210)
Travel	—
Operating Services	—
Supplies	—
TOTAL OPERATING EXPENSES	—
PROFESSIONAL SERVICES	—
Other Charges	—
Debt Service	—
Interagency Transfers	—
TOTAL OTHER CHARGES	—
Acquisitions	—
Major Repairs	—
TOTAL ACQ. & MAJOR REPAIRS	—
TOTAL EXPENDITURES	\$(1,058,210)

Positions

	FTE
Classified	—
Unclassified	—
TOTAL AUTHORIZED T.O. FTE POSITIONS	—
TOTAL AUTHORIZED OTHER CHARGES POSITIONS	—
TOTAL NON-T.O. FTE POSITIONS	—

Continuation Budget Adjustments - Summarized

Total Agency
Request Type: WORKLOAD

Form 837 — 856 - Financial Assurance Position

Means of Financing

	Amount
STATE GENERAL FUND (Direct)	—
STATE GENERAL FUND BY:	—
INTERAGENCY TRANSFERS	—
FEES & SELF-GENERATED	128,659
STATUTORY DEDICATIONS	—
FEDERAL FUNDS	—
TOTAL MEANS OF FINANCING	\$128,659

Expenditures

	Amount
Salaries	82,441
Other Compensation	—
Related Benefits	46,218
TOTAL PERSONAL SERVICES	\$128,659
Travel	—
Operating Services	—
Supplies	—
TOTAL OPERATING EXPENSES	—
PROFESSIONAL SERVICES	—
Other Charges	—
Debt Service	—
Interagency Transfers	—
TOTAL OTHER CHARGES	—
Acquisitions	—
Major Repairs	—
TOTAL ACQ. & MAJOR REPAIRS	—
TOTAL EXPENDITURES	\$128,659

Positions

	FTE
Classified	1
Unclassified	—
TOTAL AUTHORIZED T.O. FTE POSITIONS	1
TOTAL AUTHORIZED OTHER CHARGES POSITIONS	—
TOTAL NON-T.O. FTE POSITIONS	—

Continuation Budget Adjustments - Summarized

Total Agency
Request Type: OTHER

Form 680 — 856 - MOF Swap Q02 to Q01 & Q07

Means of Financing

	Amount
STATE GENERAL FUND (Direct)	—
STATE GENERAL FUND BY:	—
INTERAGENCY TRANSFERS	—
FEES & SELF-GENERATED	—
STATUTORY DEDICATIONS	—
FEDERAL FUNDS	—
TOTAL MEANS OF FINANCING	—

Expenditures

	Amount
Salaries	—
Other Compensation	—
Related Benefits	—
TOTAL PERSONAL SERVICES	—
Travel	—
Operating Services	—
Supplies	—
TOTAL OPERATING EXPENSES	—
PROFESSIONAL SERVICES	—
Other Charges	—
Debt Service	—
Interagency Transfers	—
TOTAL OTHER CHARGES	—
Acquisitions	—
Major Repairs	—
TOTAL ACQ. & MAJOR REPAIRS	—
TOTAL EXPENDITURES	—

Positions

	FTE
Classified	—
Unclassified	—
TOTAL AUTHORIZED T.O. FTE POSITIONS	—
TOTAL AUTHORIZED OTHER CHARGES POSITIONS	—
TOTAL NON-T.O. FTE POSITIONS	—

Continuation Budget Adjustments - Summarized

Total Agency
Request Type: OTHER

Form 690 — 856 - MOF Swap from Q0200 to Q025G

Means of Financing

	Amount
STATE GENERAL FUND (Direct)	—
STATE GENERAL FUND BY:	—
INTERAGENCY TRANSFERS	—
FEES & SELF-GENERATED	75,290,958
STATUTORY DEDICATIONS	(75,290,958)
FEDERAL FUNDS	—
TOTAL MEANS OF FINANCING	—

Expenditures

	Amount
Salaries	—
Other Compensation	—
Related Benefits	—
TOTAL PERSONAL SERVICES	—
Travel	—
Operating Services	—
Supplies	—
TOTAL OPERATING EXPENSES	—
PROFESSIONAL SERVICES	—
Other Charges	—
Debt Service	—
Interagency Transfers	—
TOTAL OTHER CHARGES	—
Acquisitions	—
Major Repairs	—
TOTAL ACQ. & MAJOR REPAIRS	—
TOTAL EXPENDITURES	—

Positions

	FTE
Classified	—
Unclassified	—
TOTAL AUTHORIZED T.O. FTE POSITIONS	—
TOTAL AUTHORIZED OTHER CHARGES POSITIONS	—
TOTAL NON-T.O. FTE POSITIONS	—

Form 698 — 856 Leg Auditors Adj
Means of Financing

	Amount
STATE GENERAL FUND (Direct)	—
STATE GENERAL FUND BY:	—
INTERAGENCY TRANSFERS	—
FEES & SELF-GENERATED	(4,041)
STATUTORY DEDICATIONS	—
FEDERAL FUNDS	—
TOTAL MEANS OF FINANCING	\$(4,041)

Expenditures

	Amount
Salaries	—
Other Compensation	—
Related Benefits	—
TOTAL PERSONAL SERVICES	—
Travel	—
Operating Services	—
Supplies	—
TOTAL OPERATING EXPENSES	—
PROFESSIONAL SERVICES	—
Other Charges	—
Debt Service	—
Interagency Transfers	(4,041)
TOTAL OTHER CHARGES	\$(4,041)
Acquisitions	—
Major Repairs	—
TOTAL ACQ. & MAJOR REPAIRS	—
TOTAL EXPENDITURES	\$(4,041)

Positions

	FTE
Classified	—
Unclassified	—
TOTAL AUTHORIZED T.O. FTE POSITIONS	—
TOTAL AUTHORIZED OTHER CHARGES POSITIONS	—
TOTAL NON-T.O. FTE POSITIONS	—

Continuation Budget Adjustments - Summarized

Total Agency
Request Type: OTHER

Form 825 — 856 - Conversion of Non-TO Positions to TO Positions
Means of Financing

	Amount
STATE GENERAL FUND (Direct)	—
STATE GENERAL FUND BY:	—
INTERAGENCY TRANSFERS	—
FEES & SELF-GENERATED	261,912
STATUTORY DEDICATIONS	—
FEDERAL FUNDS	—
TOTAL MEANS OF FINANCING	\$261,912

Expenditures

	Amount
Salaries	177,214
Other Compensation	—
Related Benefits	84,698
TOTAL PERSONAL SERVICES	\$261,912
Travel	—
Operating Services	—
Supplies	—
TOTAL OPERATING EXPENSES	—
PROFESSIONAL SERVICES	—
Other Charges	—
Debt Service	—
Interagency Transfers	—
TOTAL OTHER CHARGES	—
Acquisitions	—
Major Repairs	—
TOTAL ACQ. & MAJOR REPAIRS	—
TOTAL EXPENDITURES	\$261,912

Positions

	FTE
Classified	3
Unclassified	—
TOTAL AUTHORIZED T.O. FTE POSITIONS	3
TOTAL AUTHORIZED OTHER CHARGES POSITIONS	—
TOTAL NON-T.O. FTE POSITIONS	—

Continuation Budget Adjustments - Summarized

Total Agency
Request Type: OTHER

Form 865 — 856 - Budget Reduction for ETF

Means of Financing

	Amount
STATE GENERAL FUND (Direct)	—
STATE GENERAL FUND BY:	—
INTERAGENCY TRANSFERS	—
FEES & SELF-GENERATED	(450,000)
STATUTORY DEDICATIONS	—
FEDERAL FUNDS	—
TOTAL MEANS OF FINANCING	\$(450,000)

Expenditures

	Amount
Salaries	—
Other Compensation	—
Related Benefits	—
TOTAL PERSONAL SERVICES	—
Travel	(17,000)
Operating Services	(297,000)
Supplies	(66,000)
TOTAL OPERATING EXPENSES	\$(380,000)
PROFESSIONAL SERVICES	—
Other Charges	—
Debt Service	—
Interagency Transfers	(70,000)
TOTAL OTHER CHARGES	\$(70,000)
Acquisitions	—
Major Repairs	—
TOTAL ACQ. & MAJOR REPAIRS	—
TOTAL EXPENDITURES	\$(450,000)

Positions

	FTE
Classified	—
Unclassified	—
TOTAL AUTHORIZED T.O. FTE POSITIONS	—
TOTAL AUTHORIZED OTHER CHARGES POSITIONS	—
TOTAL NON-T.O. FTE POSITIONS	—

Continuation Budget Adjustments - Summarized

Total Agency
Request Type: OTHER

Form 867 — 856-CB8-MFTF Increase due to RSIQs

Means of Financing

	Amount
STATE GENERAL FUND (Direct)	—
STATE GENERAL FUND BY:	—
INTERAGENCY TRANSFERS	—
FEES & SELF-GENERATED	—
STATUTORY DEDICATIONS	1,000,000
FEDERAL FUNDS	—
TOTAL MEANS OF FINANCING	\$1,000,000

Expenditures

	Amount
Salaries	—
Other Compensation	—
Related Benefits	—
TOTAL PERSONAL SERVICES	—
Travel	—
Operating Services	—
Supplies	—
TOTAL OPERATING EXPENSES	—
PROFESSIONAL SERVICES	—
Other Charges	1,000,000
Debt Service	—
Interagency Transfers	—
TOTAL OTHER CHARGES	\$1,000,000
Acquisitions	—
Major Repairs	—
TOTAL ACQ. & MAJOR REPAIRS	—
TOTAL EXPENDITURES	\$1,000,000

Positions

	FTE
Classified	—
Unclassified	—
TOTAL AUTHORIZED T.O. FTE POSITIONS	—
TOTAL AUTHORIZED OTHER CHARGES POSITIONS	—
TOTAL NON-T.O. FTE POSITIONS	—

Continuation Budget Adjustments - Summarized

Total Agency
Request Type: OTHER

Form 869 — 856 - Acquisitions

Means of Financing

	Amount
STATE GENERAL FUND (Direct)	—
STATE GENERAL FUND BY:	—
INTERAGENCY TRANSFERS	—
FEES & SELF-GENERATED	1,158,400
STATUTORY DEDICATIONS	—
FEDERAL FUNDS	—
TOTAL MEANS OF FINANCING	\$1,158,400

Expenditures

	Amount
Salaries	—
Other Compensation	—
Related Benefits	—
TOTAL PERSONAL SERVICES	—
Travel	—
Operating Services	—
Supplies	—
TOTAL OPERATING EXPENSES	—
PROFESSIONAL SERVICES	—
Other Charges	—
Debt Service	—
Interagency Transfers	—
TOTAL OTHER CHARGES	—
Acquisitions	1,158,400
Major Repairs	—
TOTAL ACQ. & MAJOR REPAIRS	\$1,158,400
TOTAL EXPENDITURES	\$1,158,400

Positions

	FTE
Classified	—
Unclassified	—
TOTAL AUTHORIZED T.O. FTE POSITIONS	—
TOTAL AUTHORIZED OTHER CHARGES POSITIONS	—
TOTAL NON-T.O. FTE POSITIONS	—

PROGRAM SUMMARY STATEMENT

8561 - Office of the Secretary

Means of Financing

Description	Existing Operating Budget as of 10/01/2019	Non-Recurring	Inflation	Compulsory	Workload	Other	FY2020-2021 Requested Continuation Level
STATE GENERAL FUND (Direct)	—	—	—	—	—	—	—
STATE GENERAL FUND BY:	—	—	—	—	—	—	—
INTERAGENCY TRANSFERS	—	—	—	—	—	—	—
FEES & SELF-GENERATED	—	—	—	337,026	128,659	6,639,129	7,104,814
STATUTORY DEDICATIONS	6,729,522	(83,000)	—	—	—	(6,396,522)	250,000
FEDERAL FUNDS	1,458,661	—	—	—	—	—	1,458,661
TOTAL MEANS OF FINANCING	\$8,188,183	\$(83,000)	—	\$337,026	\$128,659	\$242,607	\$8,813,475

Fees and Self-Generated

Description	Existing Operating Budget as of 10/01/2019	Non-Recurring	Inflation	Compulsory	Workload	Other	FY2020-2021 Requested Continuation Level
Environmental Trust Fund	—	—	—	337,026	128,659	6,639,129	7,104,814
Total:	—	—	—	\$337,026	\$128,659	\$6,639,129	\$7,104,814

Statutory Dedications

Description	Existing Operating Budget as of 10/01/2019	Non-Recurring	Inflation	Compulsory	Workload	Other	FY2020-2021 Requested Continuation Level
Environmental Trust Fund	6,479,522	(83,000)	—	—	—	(6,396,522)	—
Hazardous Waste Site Cleanup Fund	20,000	—	—	—	—	—	20,000
Oil Spill Contingency Fund	5,000	—	—	—	—	—	5,000
Waste Tire Management Fund	225,000	—	—	—	—	—	225,000
Total:	\$6,729,522	\$(83,000)	—	—	—	\$(6,396,522)	\$250,000

Expenditures and Positions

Description	Existing Operating Budget as of 10/01/2019	Non-Recurring	Inflation	Compulsory	Workload	Other	FY2020-2021 Requested Continuation Level
Salaries	5,204,292	—	—	266,319	82,441	124,942	5,677,994
Other Compensation	—	—	—	—	—	—	—
Related Benefits	2,499,140	—	—	70,707	46,218	62,665	2,678,730
TOTAL PERSONAL SERVICES	\$7,703,432	—	—	\$337,026	\$128,659	\$187,607	\$8,356,724
Travel	61,350	—	—	—	—	(10,000)	51,350
Operating Services	119,071	—	—	—	—	(7,000)	112,071
Supplies	51,773	—	—	—	—	(10,000)	41,773
TOTAL OPERATING EXPENSES	\$232,194	—	—	—	—	\$(27,000)	\$205,194
PROFESSIONAL SERVICES	\$14,750	—	—	—	—	—	\$14,750
Other Charges	—	—	—	—	—	—	—
Debt Service	—	—	—	—	—	—	—
Interagency Transfers	154,807	—	—	—	—	(23,000)	131,807
TOTAL OTHER CHARGES	\$154,807	—	—	—	—	\$(23,000)	\$131,807
Acquisitions	83,000	(83,000)	—	—	—	105,000	105,000
Major Repairs	—	—	—	—	—	—	—
TOTAL ACQ. & MAJOR REPAIRS	\$83,000	\$(83,000)	—	—	—	\$105,000	\$105,000
TOTAL EXPENDITURES	\$8,188,183	\$(83,000)	—	\$337,026	\$128,659	\$242,607	\$8,813,475
Classified	62	—	—	—	1	2	65
Unclassified	9	—	—	—	—	—	9
TOTAL AUTHORIZED T.O. POSITIONS	71	—	—	—	1	2	74
TOTAL AUTHORIZED OTHER CHARGES POSITIONS	—	—	—	—	—	—	—
TOTAL NON-T.O. FTE POSITIONS	—	—	—	—	—	—	—

8562 - Office of Environmental Compliance

Means of Financing

Description	Existing Operating Budget as of 10/01/2019	Non-Recurring	Inflation	Compulsory	Workload	Other	FY2020-2021 Requested Continuation Level
STATE GENERAL FUND (Direct)	—	—	—	—	—	—	—
STATE GENERAL FUND BY:	—	—	—	—	—	—	—
INTERAGENCY TRANSFERS	—	—	—	—	—	—	—
FEEES & SELF-GENERATED	—	—	—	380,982	—	20,854,487	21,235,469
STATUTORY DEDICATIONS	21,367,010	(544,394)	—	—	—	(20,541,387)	281,229
FEDERAL FUNDS	2,952,974	—	—	—	—	—	2,952,974
TOTAL MEANS OF FINANCING	\$24,319,984	\$(544,394)	—	\$380,982	—	\$313,100	\$24,469,672

Fees and Self-Generated

Description	Existing Operating Budget as of 10/01/2019	Non-Recurring	Inflation	Compulsory	Workload	Other	FY2020-2021 Requested Continuation Level
Environmental Trust Fund	—	—	—	380,982	—	20,854,487	21,235,469
Total:	—	—	—	\$380,982	—	\$20,854,487	\$21,235,469

Statutory Dedications

Description	Existing Operating Budget as of 10/01/2019	Non-Recurring	Inflation	Compulsory	Workload	Other	FY2020-2021 Requested Continuation Level
Environmental Trust Fund	21,085,781	(544,394)	—	—	—	(20,541,387)	—
Lead Hazard Reduction Fund	20,000	—	—	—	—	—	20,000
Oil Spill Contingency Fund	31,229	—	—	—	—	—	31,229
Waste Tire Management Fund	230,000	—	—	—	—	—	230,000
Total:	\$21,367,010	\$(544,394)	—	—	—	\$(20,541,387)	\$281,229

Expenditures and Positions

Description	Existing Operating Budget as of 10/01/2019	Non-Recurring	Inflation	Compulsory	Workload	Other	FY2020-2021 Requested Continuation Level
Salaries	13,708,787	—	—	327,593	—	—	14,036,380
Other Compensation	—	—	—	—	—	—	—
Related Benefits	7,055,486	—	—	53,389	—	—	7,108,875
TOTAL PERSONAL SERVICES	\$20,764,273	—	—	\$380,982	—	—	\$21,145,255
Travel	134,980	—	—	—	—	(7,000)	127,980
Operating Services	1,074,356	—	—	—	—	(20,000)	1,054,356
Supplies	429,871	—	—	—	—	(53,000)	376,871
TOTAL OPERATING EXPENSES	\$1,639,207	—	—	—	—	\$(80,000)	\$1,559,207
PROFESSIONAL SERVICES	\$1,260,097	\$(43,097)	—	—	—	—	\$1,217,000
Other Charges	33,000	—	—	—	—	—	33,000
Debt Service	—	—	—	—	—	—	—
Interagency Transfers	122,110	—	—	—	—	(20,000)	102,110
TOTAL OTHER CHARGES	\$155,110	—	—	—	—	\$(20,000)	\$135,110
Acquisitions	501,297	(501,297)	—	—	—	413,100	413,100
Major Repairs	—	—	—	—	—	—	—
TOTAL ACQ. & MAJOR REPAIRS	\$501,297	\$(501,297)	—	—	—	\$413,100	\$413,100
TOTAL EXPENDITURES	\$24,319,984	\$(544,394)	—	\$380,982	—	\$313,100	\$24,469,672
Classified	235	—	—	—	—	—	235
Unclassified	—	—	—	—	—	—	—
TOTAL AUTHORIZED T.O. POSITIONS	235	—	—	—	—	—	235
TOTAL AUTHORIZED OTHER CHARGES POSITIONS	—	—	—	—	—	—	—
TOTAL NON-T.O. FTE POSITIONS	—	—	—	—	—	—	—

8563 - Office of Environmental Services

Means of Financing

Description	Existing Operating Budget as of 10/01/2019	Non-Recurring	Inflation	Compulsory	Workload	Other	FY2020-2021 Requested Continuation Level
STATE GENERAL FUND (Direct)	—	—	—	—	—	—	—
STATE GENERAL FUND BY:	—	—	—	—	—	—	—
INTERAGENCY TRANSFERS	—	—	—	—	—	—	—
FEEES & SELF-GENERATED	19,790	—	—	776,075	—	11,183,132	11,978,997
STATUTORY DEDICATIONS	12,077,124	—	—	—	—	(11,198,132)	878,992
FEDERAL FUNDS	3,423,151	—	—	—	—	—	3,423,151
TOTAL MEANS OF FINANCING	\$15,520,065	—	—	\$776,075	—	\$(15,000)	\$16,281,140

Fees and Self-Generated

Description	Existing Operating Budget as of 10/01/2019	Non-Recurring	Inflation	Compulsory	Workload	Other	FY2020-2021 Requested Continuation Level
Environmental Trust Fund	—	—	—	776,075	—	11,183,132	11,959,207
Fees & Self-Generated	19,790	—	—	—	—	—	19,790
Total:	\$19,790	—	—	\$776,075	—	\$11,183,132	\$11,978,997

Statutory Dedications

Description	Existing Operating Budget as of 10/01/2019	Non-Recurring	Inflation	Compulsory	Workload	Other	FY2020-2021 Requested Continuation Level
Clean Water State Revolving Fund	500,000	—	—	—	—	—	500,000
Environmental Trust Fund	11,198,132	—	—	—	—	(11,198,132)	—
Lead Hazard Reduction Fund	75,000	—	—	—	—	—	75,000
Waste Tire Management Fund	303,992	—	—	—	—	—	303,992
Total:	\$12,077,124	—	—	—	—	\$(11,198,132)	\$878,992

Expenditures and Positions

Description	Existing Operating Budget as of 10/01/2019	Non-Recurring	Inflation	Compulsory	Workload	Other	FY2020-2021 Requested Continuation Level
Salaries	10,186,988	—	—	723,660	—	—	10,910,648
Other Compensation	—	—	—	—	—	—	—
Related Benefits	5,169,196	—	—	52,415	—	—	5,221,611
TOTAL PERSONAL SERVICES	\$15,356,184	—	—	\$776,075	—	—	\$16,132,259
Travel	49,500	—	—	—	—	—	49,500
Operating Services	44,157	—	—	—	—	(10,000)	34,157
Supplies	22,363	—	—	—	—	(3,000)	19,363
TOTAL OPERATING EXPENSES	\$116,020	—	—	—	—	\$(13,000)	\$103,020
PROFESSIONAL SERVICES	—	—	—	—	—	—	—
Other Charges	—	—	—	—	—	—	—
Debt Service	—	—	—	—	—	—	—
Interagency Transfers	47,861	—	—	—	—	(2,000)	45,861
TOTAL OTHER CHARGES	\$47,861	—	—	—	—	\$(2,000)	\$45,861
Acquisitions	—	—	—	—	—	—	—
Major Repairs	—	—	—	—	—	—	—
TOTAL ACQ. & MAJOR REPAIRS	—	—	—	—	—	—	—
TOTAL EXPENDITURES	\$15,520,065	—	—	\$776,075	—	\$(15,000)	\$16,281,140
Classified	160	—	—	—	—	—	160
Unclassified	—	—	—	—	—	—	—
TOTAL AUTHORIZED T.O. POSITIONS	160	—	—	—	—	—	160
TOTAL AUTHORIZED OTHER CHARGES POSITIONS	—	—	—	—	—	—	—
TOTAL NON-T.O. FTE POSITIONS	—	—	—	—	—	—	—

8564 - Office of Management and Finance

Means of Financing

Description	Existing Operating Budget as of 10/01/2019	Non-Recurring	Inflation	Compulsory	Workload	Other	FY2020-2021 Requested Continuation Level
STATE GENERAL FUND (Direct)	—	—	—	—	—	—	—
STATE GENERAL FUND BY:	—	—	—	—	—	—	—
INTERAGENCY TRANSFERS	—	—	—	—	—	—	—
FEEES & SELF-GENERATED	5,000	—	—	169,045	—	18,753,239	18,927,284
STATUTORY DEDICATIONS	48,737,524	(182,056)	—	—	—	(17,942,975)	30,612,493
FEDERAL FUNDS	3,176,058	—	—	—	—	—	3,176,058
TOTAL MEANS OF FINANCING	\$51,918,582	\$(182,056)	—	\$169,045	—	\$810,264	\$52,715,835

Fees and Self-Generated

Description	Existing Operating Budget as of 10/01/2019	Non-Recurring	Inflation	Compulsory	Workload	Other	FY2020-2021 Requested Continuation Level
Environmental Trust Fund	—	—	—	169,045	—	18,753,239	18,922,284
Fees & Self-Generated	5,000	—	—	—	—	—	5,000
Total:	\$5,000	—	—	\$169,045	—	\$18,753,239	\$18,927,284

Statutory Dedications

Description	Existing Operating Budget as of 10/01/2019	Non-Recurring	Inflation	Compulsory	Workload	Other	FY2020-2021 Requested Continuation Level
Clean Water State Revolving Fund	277,000	—	—	—	—	—	277,000
Environmental Trust Fund	20,380,031	(182,056)	—	—	—	(20,197,975)	—
Hazardous Waste Site Cleanup Fund	190,000	—	—	—	—	1,200,000	1,390,000
Lead Hazard Reduction Fund	—	—	—	—	—	55,000	55,000
Motor Fuels Underground Tank	15,649,485	—	—	—	—	1,000,000	16,649,485
Waste Tire Management Fund	12,241,008	—	—	—	—	—	12,241,008
Total:	\$48,737,524	\$(182,056)	—	—	—	\$(17,942,975)	\$30,612,493

Expenditures and Positions

Description	Existing Operating Budget as of 10/01/2019	Non-Recurring	Inflation	Compulsory	Workload	Other	FY2020-2021 Requested Continuation Level
Salaries	3,211,762	—	—	82,762	—	52,272	3,346,796
Other Compensation	211,043	—	—	—	—	—	211,043
Related Benefits	5,134,895	—	—	86,283	—	22,033	5,243,211
TOTAL PERSONAL SERVICES	\$8,557,700	—	—	\$169,045	—	\$74,305	\$8,801,050
Travel	21,500	—	—	—	—	—	21,500
Operating Services	620,506	—	—	—	—	(260,000)	360,506
Supplies	143,018	—	—	—	—	—	143,018
TOTAL OPERATING EXPENSES	\$785,024	—	—	—	—	\$(260,000)	\$525,024
PROFESSIONAL SERVICES	\$1,603,734	\$(38,374)	—	—	—	—	\$1,565,360
Other Charges	28,992,187	(24,850)	—	—	—	1,000,000	29,967,337
Debt Service	—	—	—	—	—	—	—
Interagency Transfers	11,861,105	—	—	—	—	(4,041)	11,857,064
TOTAL OTHER CHARGES	\$40,853,292	\$(24,850)	—	—	—	\$995,959	\$41,824,401
Acquisitions	118,832	(118,832)	—	—	—	—	—
Major Repairs	—	—	—	—	—	—	—
TOTAL ACQ. & MAJOR REPAIRS	\$118,832	\$(118,832)	—	—	—	—	—
TOTAL EXPENDITURES	\$51,918,582	\$(182,056)	—	\$169,045	—	\$810,264	\$52,715,835
Classified	53	—	—	—	—	1	54
Unclassified	—	—	—	—	—	—	—
TOTAL AUTHORIZED T.O. POSITIONS	53	—	—	—	—	1	54
TOTAL AUTHORIZED OTHER CHARGES POSITIONS	—	—	—	—	—	—	—
TOTAL NON-T.O. FTE POSITIONS	—	—	—	—	—	—	—

8565 - Office of Environmental Assessment

Means of Financing

Description	Existing Operating Budget as of 10/01/2019	Non-Recurring	Inflation	Compulsory	Workload	Other	FY2020-2021 Requested Continuation Level
STATE GENERAL FUND (Direct)	—	—	—	—	—	—	—
STATE GENERAL FUND BY:	—	—	—	—	—	—	—
INTERAGENCY TRANSFERS	30,000	—	—	—	—	—	30,000
FEEES & SELF-GENERATED	—	—	—	606,146	—	18,827,242	19,433,388
STATUTORY DEDICATIONS	31,759,925	(6,952,407)	—	109,540	—	(18,211,942)	6,705,116
FEDERAL FUNDS	8,623,457	—	—	—	—	—	8,623,457
TOTAL MEANS OF FINANCING	\$40,413,382	\$(6,952,407)	—	\$715,686	—	\$615,300	\$34,791,961

Fees and Self-Generated

Description	Existing Operating Budget as of 10/01/2019	Non-Recurring	Inflation	Compulsory	Workload	Other	FY2020-2021 Requested Continuation Level
Environmental Trust Fund	—	—	—	606,146	—	18,827,242	19,433,388
Total:	—	—	—	\$606,146	—	\$18,827,242	\$19,433,388

Statutory Dedications

Description	Existing Operating Budget as of 10/01/2019	Non-Recurring	Inflation	Compulsory	Workload	Other	FY2020-2021 Requested Continuation Level
Clean Water State Revolving Fund	2,078,500	—	—	—	—	—	2,078,500
Environmental Trust Fund	24,820,540	(6,608,598)	—	—	—	(18,211,942)	—
Hazardous Waste Site Cleanup Fund	4,670,140	(343,809)	—	109,540	—	—	4,435,871
Oil Spill Contingency Fund	190,745	—	—	—	—	—	190,745
Total:	\$31,759,925	\$(6,952,407)	—	\$109,540	—	\$(18,211,942)	\$6,705,116

Expenditures and Positions

Description	Existing Operating Budget as of 10/01/2019	Non-Recurring	Inflation	Compulsory	Workload	Other	FY2020-2021 Requested Continuation Level
Salaries	11,687,792	—	—	515,353	—	—	12,203,145
Other Compensation	—	—	—	—	—	—	—
Related Benefits	5,934,979	—	—	200,333	—	—	6,135,312
TOTAL PERSONAL SERVICES	\$17,622,771	—	—	\$715,686	—	—	\$18,338,457
Travel	106,113	—	—	—	—	—	106,113
Operating Services	770,382	—	—	—	—	—	770,382
Supplies	246,017	—	—	—	—	—	246,017
TOTAL OPERATING EXPENSES	\$1,122,512	—	—	—	—	—	\$1,122,512
PROFESSIONAL SERVICES	\$514,582	\$(114,582)	—	—	—	—	\$400,000
Other Charges	13,139,650	(1,460,285)	—	—	—	—	11,679,365
Debt Service	—	—	—	—	—	—	—
Interagency Transfers	4,586,327	(1,950,000)	—	—	—	(25,000)	2,611,327
TOTAL OTHER CHARGES	\$17,725,977	\$(3,410,285)	—	—	—	\$(25,000)	\$14,290,692
Acquisitions	3,427,540	(3,427,540)	—	—	—	640,300	640,300
Major Repairs	—	—	—	—	—	—	—
TOTAL ACQ. & MAJOR REPAIRS	\$3,427,540	\$(3,427,540)	—	—	—	\$640,300	\$640,300
TOTAL EXPENDITURES	\$40,413,382	\$(6,952,407)	—	\$715,686	—	\$615,300	\$34,791,961
Classified	187	—	—	—	—	—	187
Unclassified	—	—	—	—	—	—	—
TOTAL AUTHORIZED T.O. POSITIONS	187	—	—	—	—	—	187
TOTAL AUTHORIZED OTHER CHARGES POSITIONS	—	—	—	—	—	—	—
TOTAL NON-T.O. FTE POSITIONS	—	—	—	—	—	—	—

CONTINUATION BUDGET ADJUSTMENTS - BY PROGRAM

Form 471 — Non-recurr Carryforwards

8562 - Office of Environmental Compliance

Means of Financing

	Amount
STATE GENERAL FUND (Direct)	—
STATE GENERAL FUND BY:	—
INTERAGENCY TRANSFERS	—
FEES & SELF-GENERATED	—
STATUTORY DEDICATIONS	(72,047)
FEDERAL FUNDS	—
TOTAL MEANS OF FINANCING	\$(72,047)

Expenditures

	Amount
Salaries	—
Other Compensation	—
Related Benefits	—
TOTAL PERSONAL SERVICES	—
Travel	—
Operating Services	—
Supplies	—
TOTAL OPERATING EXPENSES	—
PROFESSIONAL SERVICES	\$(43,097)
Other Charges	—
Debt Service	—
Interagency Transfers	—
TOTAL OTHER CHARGES	—
Acquisitions	(28,950)
Major Repairs	—
TOTAL ACQ. & MAJOR REPAIRS	\$(28,950)
TOTAL EXPENDITURES	\$(72,047)

Positions

	FTE
Classified	—
Unclassified	—
TOTAL AUTHORIZED T.O. FTE POSITIONS	—
TOTAL AUTHORIZED OTHER CHARGES POSITIONS	—
TOTAL NON-T.O. FTE POSITIONS	—

Statutory Dedications

	Amount
Environmental Trust Fund	(72,047)
Total:	\$(72,047)

Supporting Detail

Means of Financing

Description	Amount
Environmental Trust Fund	(72,047)
Total:	\$(72,047)

Professional Services

Commitment item	Name	Amount
5500000	TOTAL PROF SERVICES	(43,097)
Total:		\$(43,097)

Acquisitions

Commitment item	Name	Amount
5700000	TOTAL ACQUISITIONS	(28,950)
Total:		\$(28,950)

8564 - Office of Management and Finance

Means of Financing

	Amount
STATE GENERAL FUND (Direct)	—
STATE GENERAL FUND BY:	—
INTERAGENCY TRANSFERS	—
FEES & SELF-GENERATED	—
STATUTORY DEDICATIONS	(97,056)
FEDERAL FUNDS	—
TOTAL MEANS OF FINANCING	\$(97,056)

Expenditures

	Amount
Salaries	—
Other Compensation	—
Related Benefits	—
TOTAL PERSONAL SERVICES	—
Travel	—
Operating Services	—
Supplies	—
TOTAL OPERATING EXPENSES	—
PROFESSIONAL SERVICES	\$(38,374)
Other Charges	(24,850)
Debt Service	—
Interagency Transfers	—
TOTAL OTHER CHARGES	\$(24,850)
Acquisitions	(33,832)
Major Repairs	—
TOTAL ACQ. & MAJOR REPAIRS	\$(33,832)
TOTAL EXPENDITURES	\$(97,056)

Positions

	FTE
Classified	—
Unclassified	—
TOTAL AUTHORIZED T.O. FTE POSITIONS	—
TOTAL AUTHORIZED OTHER CHARGES POSITIONS	—
TOTAL NON-T.O. FTE POSITIONS	—

Statutory Dedications

	Amount
Environmental Trust Fund	(97,056)
Total:	\$(97,056)

Supporting Detail

Means of Financing

Description	Amount
Environmental Trust Fund	(97,056)
Total:	\$(97,056)

Professional Services

Commitment item	Name	Amount
5500000	TOTAL PROF SERVICES	(38,374)
Total:		\$(38,374)

Other Charges

Commitment item	Name	Amount
5600000	TOTAL OTHER CHARGES	(24,850)
Total:		\$(24,850)

Acquisitions

Commitment item	Name	Amount
5700000	TOTAL ACQUISITIONS	(33,832)
Total:		\$(33,832)

8565 - Office of Environmental Assessment

Means of Financing

	Amount
STATE GENERAL FUND (Direct)	—
STATE GENERAL FUND BY:	—
INTERAGENCY TRANSFERS	—
FEES & SELF-GENERATED	—
STATUTORY DEDICATIONS	(6,182,407)
FEDERAL FUNDS	—
TOTAL MEANS OF FINANCING	\$(6,182,407)

Expenditures

	Amount
Salaries	—
Other Compensation	—
Related Benefits	—
TOTAL PERSONAL SERVICES	—
Travel	—
Operating Services	—
Supplies	—
TOTAL OPERATING EXPENSES	—
PROFESSIONAL SERVICES	\$(114,582)
Other Charges	(1,460,285)
Debt Service	—
Interagency Transfers	(1,950,000)
TOTAL OTHER CHARGES	\$(3,410,285)
Acquisitions	(2,657,540)
Major Repairs	—
TOTAL ACQ. & MAJOR REPAIRS	\$(2,657,540)
TOTAL EXPENDITURES	\$(6,182,407)

Positions

	FTE
Classified	—
Unclassified	—
TOTAL AUTHORIZED T.O. FTE POSITIONS	—
TOTAL AUTHORIZED OTHER CHARGES POSITIONS	—
TOTAL NON-T.O. FTE POSITIONS	—

Statutory Dedications

	Amount
Environmental Trust Fund	(5,928,598)
Hazardous Waste Site Cleanup Fund	(253,809)
Total:	\$(6,182,407)

Supporting Detail

Means of Financing

Description	Amount
Environmental Trust Fund	(5,928,598)
Hazardous Waste Site Cleanup Fund	(253,809)
Total:	\$(6,182,407)

Professional Services

Commitment item	Name	Amount
5500000	TOTAL PROF SERVICES	(114,582)
Total:		\$(114,582)

Other Charges

Commitment item	Name	Amount
5600000	TOTAL OTHER CHARGES	(1,460,285)
Total:		\$(1,460,285)

Interagency Transfer

Commitment item	Name	Amount
5950000	TOTAL IAT	(1,950,000)
Total:		\$(1,950,000)

Acquisitions

Commitment item	Name	Amount
5700000	TOTAL ACQUISITIONS	(2,657,540)
Total:		\$(2,657,540)

Form 497 — Non-recurring Acquisitions and Major Repairs

8561 - Office of the Secretary

Means of Financing

	Amount
STATE GENERAL FUND (Direct)	—
STATE GENERAL FUND BY:	—
INTERAGENCY TRANSFERS	—
FEES & SELF-GENERATED	—
STATUTORY DEDICATIONS	(83,000)
FEDERAL FUNDS	—
TOTAL MEANS OF FINANCING	\$(83,000)

Expenditures

	Amount
Salaries	—
Other Compensation	—
Related Benefits	—
TOTAL PERSONAL SERVICES	—
Travel	—
Operating Services	—
Supplies	—
TOTAL OPERATING EXPENSES	—
PROFESSIONAL SERVICES	—
Other Charges	—
Debt Service	—
Interagency Transfers	—
TOTAL OTHER CHARGES	—
Acquisitions	(83,000)
Major Repairs	—
TOTAL ACQ. & MAJOR REPAIRS	\$(83,000)
TOTAL EXPENDITURES	\$(83,000)

Positions

	FTE
Classified	—
Unclassified	—
TOTAL AUTHORIZED T.O. FTE POSITIONS	—
TOTAL AUTHORIZED OTHER CHARGES POSITIONS	—
TOTAL NON-T.O. FTE POSITIONS	—

Statutory Dedications

	Amount
Environmental Trust Fund	(83,000)
Total:	\$(83,000)

Supporting Detail
Means of Financing

Description	Amount
Environmental Trust Fund	(83,000)
Total:	\$(83,000)

Acquisitions

Commitment item	Name	Amount
5700000	TOTAL ACQUISITIONS	(83,000)
Total:		\$(83,000)

8562 - Office of Environmental Compliance

Means of Financing

	Amount
STATE GENERAL FUND (Direct)	—
STATE GENERAL FUND BY:	—
INTERAGENCY TRANSFERS	—
FEES & SELF-GENERATED	—
STATUTORY DEDICATIONS	(472,347)
FEDERAL FUNDS	—
TOTAL MEANS OF FINANCING	\$(472,347)

Expenditures

	Amount
Salaries	—
Other Compensation	—
Related Benefits	—
TOTAL PERSONAL SERVICES	—
Travel	—
Operating Services	—
Supplies	—
TOTAL OPERATING EXPENSES	—
PROFESSIONAL SERVICES	—
Other Charges	—
Debt Service	—
Interagency Transfers	—
TOTAL OTHER CHARGES	—
Acquisitions	(472,347)
Major Repairs	—
TOTAL ACQ. & MAJOR REPAIRS	\$(472,347)
TOTAL EXPENDITURES	\$(472,347)

Positions

	FTE
Classified	—
Unclassified	—
TOTAL AUTHORIZED T.O. FTE POSITIONS	—
TOTAL AUTHORIZED OTHER CHARGES POSITIONS	—
TOTAL NON-T.O. FTE POSITIONS	—

Statutory Dedications

	Amount
Environmental Trust Fund	(472,347)
Total:	\$(472,347)

Supporting Detail
Means of Financing

Description	Amount
Environmental Trust Fund	(472,347)
Total:	\$(472,347)

Acquisitions

Commitment item	Name	Amount
5700000	TOTAL ACQUISITIONS	(472,347)
Total:		\$(472,347)

8564 - Office of Management and Finance

Means of Financing

	Amount
STATE GENERAL FUND (Direct)	—
STATE GENERAL FUND BY:	—
INTERAGENCY TRANSFERS	—
FEES & SELF-GENERATED	—
STATUTORY DEDICATIONS	(85,000)
FEDERAL FUNDS	—
TOTAL MEANS OF FINANCING	\$(85,000)

Expenditures

	Amount
Salaries	—
Other Compensation	—
Related Benefits	—
TOTAL PERSONAL SERVICES	—
Travel	—
Operating Services	—
Supplies	—
TOTAL OPERATING EXPENSES	—
PROFESSIONAL SERVICES	—
Other Charges	—
Debt Service	—
Interagency Transfers	—
TOTAL OTHER CHARGES	—
Acquisitions	(85,000)
Major Repairs	—
TOTAL ACQ. & MAJOR REPAIRS	\$(85,000)
TOTAL EXPENDITURES	\$(85,000)

Positions

	FTE
Classified	—
Unclassified	—
TOTAL AUTHORIZED T.O. FTE POSITIONS	—
TOTAL AUTHORIZED OTHER CHARGES POSITIONS	—
TOTAL NON-T.O. FTE POSITIONS	—

Statutory Dedications

	Amount
Environmental Trust Fund	(85,000)
Total:	\$(85,000)

Supporting Detail
Means of Financing

Description	Amount
Environmental Trust Fund	(85,000)
Total:	\$(85,000)

Acquisitions

Commitment item	Name	Amount
5700000	TOTAL ACQUISITIONS	(85,000)
Total:		\$(85,000)

8565 - Office of Environmental Assessment

Means of Financing

	Amount
STATE GENERAL FUND (Direct)	—
STATE GENERAL FUND BY:	—
INTERAGENCY TRANSFERS	—
FEES & SELF-GENERATED	—
STATUTORY DEDICATIONS	(770,000)
FEDERAL FUNDS	—
TOTAL MEANS OF FINANCING	\$(770,000)

Expenditures

	Amount
Salaries	—
Other Compensation	—
Related Benefits	—
TOTAL PERSONAL SERVICES	—
Travel	—
Operating Services	—
Supplies	—
TOTAL OPERATING EXPENSES	—
PROFESSIONAL SERVICES	—
Other Charges	—
Debt Service	—
Interagency Transfers	—
TOTAL OTHER CHARGES	—
Acquisitions	(770,000)
Major Repairs	—
TOTAL ACQ. & MAJOR REPAIRS	\$(770,000)
TOTAL EXPENDITURES	\$(770,000)

Positions

	FTE
Classified	—
Unclassified	—
TOTAL AUTHORIZED T.O. FTE POSITIONS	—
TOTAL AUTHORIZED OTHER CHARGES POSITIONS	—
TOTAL NON-T.O. FTE POSITIONS	—

Statutory Dedications

	Amount
Environmental Trust Fund	(680,000)
Hazardous Waste Site Cleanup Fund	(90,000)
Total:	\$(770,000)

Supporting Detail
Means of Financing

Description	Amount
Environmental Trust Fund	(680,000)
Hazardous Waste Site Cleanup Fund	(90,000)
Total:	\$(770,000)

Acquisitions

Commitment item	Name	Amount
5700000	TOTAL ACQUISITIONS	(770,000)
Total:		\$(770,000)

Form 500 — Standard Inflation 2.11%

8561 - Office of the Secretary

Means of Financing

	Amount
STATE GENERAL FUND (Direct)	—
STATE GENERAL FUND BY:	—
INTERAGENCY TRANSFERS	—
FEES & SELF-GENERATED	—
STATUTORY DEDICATIONS	4,767
FEDERAL FUNDS	444
TOTAL MEANS OF FINANCING	\$5,211

Expenditures

	Amount
Salaries	—
Other Compensation	—
Related Benefits	—
TOTAL PERSONAL SERVICES	—
Travel	1,295
Operating Services	2,513
Supplies	1,092
TOTAL OPERATING EXPENSES	\$4,900
PROFESSIONAL SERVICES	\$311
Other Charges	—
Debt Service	—
Interagency Transfers	—
TOTAL OTHER CHARGES	—
Acquisitions	—
Major Repairs	—
TOTAL ACQ. & MAJOR REPAIRS	—
TOTAL EXPENDITURES	\$5,211

Positions

	FTE
Classified	—
Unclassified	—
TOTAL AUTHORIZED T.O. FTE POSITIONS	—
TOTAL AUTHORIZED OTHER CHARGES POSITIONS	—
TOTAL NON-T.O. FTE POSITIONS	—

Statutory Dedications

	Amount
Environmental Trust Fund	4,682
Waste Tire Management Fund	85
Total:	\$4,767

Supporting Detail

Means of Financing

Description	Amount
Environmental Trust Fund	4,682
Federal Funds	444
Waste Tire Management Fund	85
Total:	\$5,211

Travel

Commitment item	Name	Amount
5200000	TOTAL TRAVEL	1,295
Total:		\$1,295

Operating Services

Commitment item	Name	Amount
5300000	TOTAL OPERATING SERV	2,513
Total:		\$2,513

Supplies

Commitment item	Name	Amount
5400000	TOTAL SUPPLIES	1,092
Total:		\$1,092

Professional Services

Commitment item	Name	Amount
5500000	TOTAL PROF SERVICES	311
Total:		\$311

8562 - Office of Environmental Compliance

Means of Financing

	Amount
STATE GENERAL FUND (Direct)	—
STATE GENERAL FUND BY:	—
INTERAGENCY TRANSFERS	—
FEES & SELF-GENERATED	—
STATUTORY DEDICATIONS	48,600
FEDERAL FUNDS	11,667
TOTAL MEANS OF FINANCING	\$60,267

Expenditures

	Amount
Salaries	—
Other Compensation	—
Related Benefits	—
TOTAL PERSONAL SERVICES	—
Travel	2,849
Operating Services	22,669
Supplies	9,070
TOTAL OPERATING EXPENSES	\$34,588
PROFESSIONAL SERVICES	\$25,679
Other Charges	—
Debt Service	—
Interagency Transfers	—
TOTAL OTHER CHARGES	—
Acquisitions	—
Major Repairs	—
TOTAL ACQ. & MAJOR REPAIRS	—
TOTAL EXPENDITURES	\$60,267

Positions

	FTE
Classified	—
Unclassified	—
TOTAL AUTHORIZED T.O. FTE POSITIONS	—
TOTAL AUTHORIZED OTHER CHARGES POSITIONS	—
TOTAL NON-T.O. FTE POSITIONS	—

Statutory Dedications

	Amount
Environmental Trust Fund	48,496
Lead Hazard Reduction Fund	53
Oil Spill Contingency Fund	51
Total:	\$48,600

Supporting Detail

Means of Financing

Description	Amount
Environmental Trust Fund	48,496
Federal Funds	11,667
Lead Hazard Reduction Fund	53
Oil Spill Contingency Fund	51
Total:	\$60,267

Travel

Commitment item	Name	Amount
5200000	TOTAL TRAVEL	2,849
Total:		\$2,849

Operating Services

Commitment item	Name	Amount
5300000	TOTAL OPERATING SERV	22,669
Total:		\$22,669

Supplies

Commitment item	Name	Amount
5400000	TOTAL SUPPLIES	9,070
Total:		\$9,070

Professional Services

Commitment item	Name	Amount
5500000	TOTAL PROF SERVICES	25,679
Total:		\$25,679

8563 - Office of Environmental Services

Means of Financing

	Amount
STATE GENERAL FUND (Direct)	—
STATE GENERAL FUND BY:	—
INTERAGENCY TRANSFERS	—
FEES & SELF-GENERATED	80
STATUTORY DEDICATIONS	1,992
FEDERAL FUNDS	375
TOTAL MEANS OF FINANCING	\$2,447

Expenditures

	Amount
Salaries	—
Other Compensation	—
Related Benefits	—
TOTAL PERSONAL SERVICES	—
Travel	1,043
Operating Services	932
Supplies	472
TOTAL OPERATING EXPENSES	\$2,447
PROFESSIONAL SERVICES	—
Other Charges	—
Debt Service	—
Interagency Transfers	—
TOTAL OTHER CHARGES	—
Acquisitions	—
Major Repairs	—
TOTAL ACQ. & MAJOR REPAIRS	—
TOTAL EXPENDITURES	\$2,447

Positions

	FTE
Classified	—
Unclassified	—
TOTAL AUTHORIZED T.O. FTE POSITIONS	—
TOTAL AUTHORIZED OTHER CHARGES POSITIONS	—
TOTAL NON-T.O. FTE POSITIONS	—

Fees and Self-Generated

	Amount
Fees & Self-Generated	80
Total:	\$80

Statutory Dedications

	Amount
Environmental Trust Fund	1,739
Waste Tire Management Fund	253
Total:	\$1,992

Supporting Detail

Means of Financing

Description	Amount
Environmental Trust Fund	1,739
Federal Funds	375
Fees & Self-Generated	80
Waste Tire Management Fund	253
Total:	\$2,447

Travel

Commitment item	Name	Amount
5200000	TOTAL TRAVEL	1,043
Total:		\$1,043

Operating Services

Commitment item	Name	Amount
5300000	TOTAL OPERATING SERV	932
Total:		\$932

Supplies

Commitment item	Name	Amount
5400000	TOTAL SUPPLIES	472
Total:		\$472

8564 - Office of Management and Finance

Means of Financing

	Amount
STATE GENERAL FUND (Direct)	—
STATE GENERAL FUND BY:	—
INTERAGENCY TRANSFERS	—
FEES & SELF-GENERATED	106
STATUTORY DEDICATIONS	49,487
FEDERAL FUNDS	—
TOTAL MEANS OF FINANCING	\$49,593

Expenditures

	Amount
Salaries	—
Other Compensation	—
Related Benefits	—
TOTAL PERSONAL SERVICES	—
Travel	454
Operating Services	13,093
Supplies	3,017
TOTAL OPERATING EXPENSES	\$16,564
PROFESSIONAL SERVICES	\$33,029
Other Charges	—
Debt Service	—
Interagency Transfers	—
TOTAL OTHER CHARGES	—
Acquisitions	—
Major Repairs	—
TOTAL ACQ. & MAJOR REPAIRS	—
TOTAL EXPENDITURES	\$49,593

Positions

	FTE
Classified	—
Unclassified	—
TOTAL AUTHORIZED T.O. FTE POSITIONS	—
TOTAL AUTHORIZED OTHER CHARGES POSITIONS	—
TOTAL NON-T.O. FTE POSITIONS	—

Fees and Self-Generated

	Amount
Fees & Self-Generated	106
Total:	\$106

Statutory Dedications

	Amount
Clean Water State Revolving Fund	855
Environmental Trust Fund	48,516
Waste Tire Management Fund	116
Total:	\$49,487

Supporting Detail

Means of Financing

Description	Amount
Clean Water State Revolving Fund	855
Environmental Trust Fund	48,516
Fees & Self-Generated	106
Waste Tire Management Fund	116
Total:	\$49,593

Travel

Commitment item	Name	Amount
5200000	TOTAL TRAVEL	454
Total:		\$454

Operating Services

Commitment item	Name	Amount
5300000	TOTAL OPERATING SERV	13,093
Total:		\$13,093

Supplies

Commitment item	Name	Amount
5400000	TOTAL SUPPLIES	3,017
Total:		\$3,017

Professional Services

Commitment item	Name	Amount
5500000	TOTAL PROF SERVICES	33,029
Total:		\$33,029

8565 - Office of Environmental Assessment

Means of Financing

	Amount
STATE GENERAL FUND (Direct)	—
STATE GENERAL FUND BY:	—
INTERAGENCY TRANSFERS	—
FEES & SELF-GENERATED	—
STATUTORY DEDICATIONS	29,132
FEDERAL FUNDS	2,995
TOTAL MEANS OF FINANCING	\$32,127

Expenditures

	Amount
Salaries	—
Other Compensation	—
Related Benefits	—
TOTAL PERSONAL SERVICES	—
Travel	2,239
Operating Services	16,256
Supplies	5,191
TOTAL OPERATING EXPENSES	\$23,686
PROFESSIONAL SERVICES	\$8,441
Other Charges	—
Debt Service	—
Interagency Transfers	—
TOTAL OTHER CHARGES	—
Acquisitions	—
Major Repairs	—
TOTAL ACQ. & MAJOR REPAIRS	—
TOTAL EXPENDITURES	\$32,127

Positions

	FTE
Classified	—
Unclassified	—
TOTAL AUTHORIZED T.O. FTE POSITIONS	—
TOTAL AUTHORIZED OTHER CHARGES POSITIONS	—
TOTAL NON-T.O. FTE POSITIONS	—

Statutory Dedications

	Amount
Clean Water State Revolving Fund	42
Environmental Trust Fund	27,726
Hazardous Waste Site Cleanup Fund	1,161
Oil Spill Contingency Fund	203
Total:	\$29,132

Supporting Detail

Means of Financing

Description	Amount
Clean Water State Revolving Fund	42
Environmental Trust Fund	27,726
Federal Funds	2,995
Hazardous Waste Site Cleanup Fund	1,161
Oil Spill Contingency Fund	203
Total:	\$32,127

Travel

Commitment item	Name	Amount
5200000	TOTAL TRAVEL	2,239
Total:		\$2,239

Operating Services

Commitment item	Name	Amount
5300000	TOTAL OPERATING SERV	16,256
Total:		\$16,256

Supplies

Commitment item	Name	Amount
5400000	TOTAL SUPPLIES	5,191
Total:		\$5,191

Professional Services

Commitment item	Name	Amount
5500000	TOTAL PROF SERVICES	8,441
Total:		\$8,441

Form 679 — DEQ Inflation Reversal

8561 - Office of the Secretary

Means of Financing

	Amount
STATE GENERAL FUND (Direct)	—
STATE GENERAL FUND BY:	—
INTERAGENCY TRANSFERS	—
FEES & SELF-GENERATED	—
STATUTORY DEDICATIONS	(4,767)
FEDERAL FUNDS	(444)
TOTAL MEANS OF FINANCING	\$(5,211)

Expenditures

	Amount
Salaries	—
Other Compensation	—
Related Benefits	—
TOTAL PERSONAL SERVICES	—
Travel	(1,295)
Operating Services	(2,513)
Supplies	(1,092)
TOTAL OPERATING EXPENSES	\$(4,900)
PROFESSIONAL SERVICES	\$(311)
Other Charges	—
Debt Service	—
Interagency Transfers	—
TOTAL OTHER CHARGES	—
Acquisitions	—
Major Repairs	—
TOTAL ACQ. & MAJOR REPAIRS	—
TOTAL EXPENDITURES	\$(5,211)

Positions

	FTE
Classified	—
Unclassified	—
TOTAL AUTHORIZED T.O. FTE POSITIONS	—
TOTAL AUTHORIZED OTHER CHARGES POSITIONS	—
TOTAL NON-T.O. FTE POSITIONS	—

Statutory Dedications

	Amount
Environmental Trust Fund	(4,682)
Waste Tire Management Fund	(85)
Total:	\$(4,767)

Supporting Detail

Means of Financing

Description	Amount
Environmental Trust Fund	(4,682)
Federal Funds	(444)
Waste Tire Management Fund	(85)
Total:	\$(5,211)

Travel

Commitment item	Name	Amount
5200000	TOTAL TRAVEL	(1,295)
Total:		\$(1,295)

Operating Services

Commitment item	Name	Amount
5300000	TOTAL OPERATING SERV	(2,513)
Total:		\$(2,513)

Supplies

Commitment item	Name	Amount
5400000	TOTAL SUPPLIES	(1,092)
Total:		\$(1,092)

Professional Services

Commitment item	Name	Amount
5500000	TOTAL PROF SERVICES	(311)
Total:		\$(311)

8562 - Office of Environmental Compliance

Means of Financing

	Amount
STATE GENERAL FUND (Direct)	—
STATE GENERAL FUND BY:	—
INTERAGENCY TRANSFERS	—
FEES & SELF-GENERATED	—
STATUTORY DEDICATIONS	(48,600)
FEDERAL FUNDS	(11,667)
TOTAL MEANS OF FINANCING	\$(60,267)

Expenditures

	Amount
Salaries	—
Other Compensation	—
Related Benefits	—
TOTAL PERSONAL SERVICES	—
Travel	(2,849)
Operating Services	(22,669)
Supplies	(9,070)
TOTAL OPERATING EXPENSES	\$(34,588)
PROFESSIONAL SERVICES	\$(25,679)
Other Charges	—
Debt Service	—
Interagency Transfers	—
TOTAL OTHER CHARGES	—
Acquisitions	—
Major Repairs	—
TOTAL ACQ. & MAJOR REPAIRS	—
TOTAL EXPENDITURES	\$(60,267)

Positions

	FTE
Classified	—
Unclassified	—
TOTAL AUTHORIZED T.O. FTE POSITIONS	—
TOTAL AUTHORIZED OTHER CHARGES POSITIONS	—
TOTAL NON-T.O. FTE POSITIONS	—

Statutory Dedications

	Amount
Environmental Trust Fund	(48,496)
Lead Hazard Reduction Fund	(53)
Oil Spill Contingency Fund	(51)
Total:	\$(48,600)

Supporting Detail

Means of Financing

Description	Amount
Environmental Trust Fund	(48,496)
Federal Funds	(11,667)
Lead Hazard Reduction Fund	(53)
Oil Spill Contingency Fund	(51)
Total:	\$(60,267)

Travel

Commitment item	Name	Amount
5200000	TOTAL TRAVEL	(2,849)
Total:		\$(2,849)

Operating Services

Commitment item	Name	Amount
5300000	TOTAL OPERATING SERV	(22,669)
Total:		\$(22,669)

Supplies

Commitment item	Name	Amount
5400000	TOTAL SUPPLIES	(9,070)
Total:		\$(9,070)

Professional Services

Commitment item	Name	Amount
5500000	TOTAL PROF SERVICES	(25,679)
Total:		\$(25,679)

8563 - Office of Environmental Services

Means of Financing

	Amount
STATE GENERAL FUND (Direct)	—
STATE GENERAL FUND BY:	—
INTERAGENCY TRANSFERS	—
FEES & SELF-GENERATED	(80)
STATUTORY DEDICATIONS	(1,992)
FEDERAL FUNDS	(375)
TOTAL MEANS OF FINANCING	\$(2,447)

Expenditures

	Amount
Salaries	—
Other Compensation	—
Related Benefits	—
TOTAL PERSONAL SERVICES	—
Travel	(1,043)
Operating Services	(932)
Supplies	(472)
TOTAL OPERATING EXPENSES	\$(2,447)
PROFESSIONAL SERVICES	—
Other Charges	—
Debt Service	—
Interagency Transfers	—
TOTAL OTHER CHARGES	—
Acquisitions	—
Major Repairs	—
TOTAL ACQ. & MAJOR REPAIRS	—
TOTAL EXPENDITURES	\$(2,447)

Positions

	FTE
Classified	—
Unclassified	—
TOTAL AUTHORIZED T.O. FTE POSITIONS	—
TOTAL AUTHORIZED OTHER CHARGES POSITIONS	—
TOTAL NON-T.O. FTE POSITIONS	—

Fees and Self-Generated

	Amount
Fees & Self-Generated	(80)
Total:	\$(80)

Statutory Dedications

	Amount
Environmental Trust Fund	(1,739)
Waste Tire Management Fund	(253)
Total:	\$(1,992)

Supporting Detail

Means of Financing

Description	Amount
Environmental Trust Fund	(1,739)
Federal Funds	(375)
Fees & Self-Generated	(80)
Waste Tire Management Fund	(253)
Total:	\$(2,447)

Travel

Commitment item	Name	Amount
5200000	TOTAL TRAVEL	(1,043)
Total:		\$(1,043)

Operating Services

Commitment item	Name	Amount
5300000	TOTAL OPERATING SERV	(932)
Total:		\$(932)

Supplies

Commitment item	Name	Amount
5400000	TOTAL SUPPLIES	(472)
Total:		\$(472)

8564 - Office of Management and Finance

Means of Financing

	Amount
STATE GENERAL FUND (Direct)	—
STATE GENERAL FUND BY:	—
INTERAGENCY TRANSFERS	—
FEES & SELF-GENERATED	(106)
STATUTORY DEDICATIONS	(49,487)
FEDERAL FUNDS	—
TOTAL MEANS OF FINANCING	\$(49,593)

Expenditures

	Amount
Salaries	—
Other Compensation	—
Related Benefits	—
TOTAL PERSONAL SERVICES	—
Travel	(454)
Operating Services	(13,093)
Supplies	(3,017)
TOTAL OPERATING EXPENSES	\$(16,564)
PROFESSIONAL SERVICES	\$(33,029)
Other Charges	—
Debt Service	—
Interagency Transfers	—
TOTAL OTHER CHARGES	—
Acquisitions	—
Major Repairs	—
TOTAL ACQ. & MAJOR REPAIRS	—
TOTAL EXPENDITURES	\$(49,593)

Positions

	FTE
Classified	—
Unclassified	—
TOTAL AUTHORIZED T.O. FTE POSITIONS	—
TOTAL AUTHORIZED OTHER CHARGES POSITIONS	—
TOTAL NON-T.O. FTE POSITIONS	—

Fees and Self-Generated

	Amount
Fees & Self-Generated	(106)
Total:	\$(106)

Statutory Dedications

	Amount
Clean Water State Revolving Fund	(855)
Environmental Trust Fund	(48,516)
Waste Tire Management Fund	(116)
Total:	\$(49,487)

Supporting Detail

Means of Financing

Description	Amount
Clean Water State Revolving Fund	(855)
Environmental Trust Fund	(48,516)
Fees & Self-Generated	(106)
Waste Tire Management Fund	(116)
Total:	\$(49,593)

Travel

Commitment item	Name	Amount
5200000	TOTAL TRAVEL	(454)
Total:		\$(454)

Operating Services

Commitment item	Name	Amount
5300000	TOTAL OPERATING SERV	(13,093)
Total:		\$(13,093)

Supplies

Commitment item	Name	Amount
5400000	TOTAL SUPPLIES	(3,017)
Total:		\$(3,017)

Professional Services

Commitment item	Name	Amount
5500000	TOTAL PROF SERVICES	(33,029)
Total:		\$(33,029)

8565 - Office of Environmental Assessment

Means of Financing

	Amount
STATE GENERAL FUND (Direct)	—
STATE GENERAL FUND BY:	—
INTERAGENCY TRANSFERS	—
FEES & SELF-GENERATED	—
STATUTORY DEDICATIONS	(29,132)
FEDERAL FUNDS	(2,995)
TOTAL MEANS OF FINANCING	\$(32,127)

Expenditures

	Amount
Salaries	—
Other Compensation	—
Related Benefits	—
TOTAL PERSONAL SERVICES	—
Travel	(2,239)
Operating Services	(16,256)
Supplies	(5,191)
TOTAL OPERATING EXPENSES	\$(23,686)
PROFESSIONAL SERVICES	\$(8,441)
Other Charges	—
Debt Service	—
Interagency Transfers	—
TOTAL OTHER CHARGES	—
Acquisitions	—
Major Repairs	—
TOTAL ACQ. & MAJOR REPAIRS	—
TOTAL EXPENDITURES	\$(32,127)

Positions

	FTE
Classified	—
Unclassified	—
TOTAL AUTHORIZED T.O. FTE POSITIONS	—
TOTAL AUTHORIZED OTHER CHARGES POSITIONS	—
TOTAL NON-T.O. FTE POSITIONS	—

Statutory Dedications

	Amount
Clean Water State Revolving Fund	(42)
Environmental Trust Fund	(27,726)
Hazardous Waste Site Cleanup Fund	(1,161)
Oil Spill Contingency Fund	(203)
Total:	\$(29,132)

Supporting Detail

Means of Financing

Description	Amount
Clean Water State Revolving Fund	(42)
Environmental Trust Fund	(27,726)
Federal Funds	(2,995)
Hazardous Waste Site Cleanup Fund	(1,161)
Oil Spill Contingency Fund	(203)
Total:	\$(32,127)

Travel

Commitment item	Name	Amount
5200000	TOTAL TRAVEL	(2,239)
Total:		\$(2,239)

Operating Services

Commitment item	Name	Amount
5300000	TOTAL OPERATING SERV	(16,256)
Total:		\$(16,256)

Supplies

Commitment item	Name	Amount
5400000	TOTAL SUPPLIES	(5,191)
Total:		\$(5,191)

Professional Services

Commitment item	Name	Amount
5500000	TOTAL PROF SERVICES	(8,441)
Total:		\$(8,441)

Form 767 — 856 - Training Series Adjustment

8562 - Office of Environmental Compliance

MEANS OF FINANCING

	Amount
STATE GENERAL FUND (Direct)	—
STATE GENERAL FUND BY:	—
INTERAGENCY TRANSFERS	—
FEES & SELF-GENERATED	50,060
STATUTORY DEDICATIONS	—
FEDERAL FUNDS	—
TOTAL MEANS OF FINANCING	\$50,060

EXPENDITURES

	Amount
Salaries	50,060
Other Compensation	—
Related Benefits	—
TOTAL PERSONAL SERVICES	\$50,060
Travel	—
Operating Services	—
Supplies	—
TOTAL OPERATING EXPENSES	—
PROFESSIONAL SERVICES	—
Other Charges	—
Debt Service	—
Interagency Transfers	—
TOTAL OTHER CHARGES	—
Acquisitions	—
Major Repairs	—
TOTAL ACQ. & MAJOR REPAIRS	—
TOTAL EXPENDITURES	\$50,060

AUTHORIZED POSITIONS

	FTE
Classified	—
Unclassified	—
TOTAL AUTHORIZED T.O. FTE POSITIONS	—
TOTAL AUTHORIZED OTHER CHARGES POSITIONS	—
TOTAL NON-T.O. FTE POSITIONS	—

Fees and Self-Generated

	Amount
Environmental Trust Fund	50,060
Total:	\$50,060

Statutory Dedications

	Amount
Total:	—

8563 - Office of Environmental Services

MEANS OF FINANCING

	Amount
STATE GENERAL FUND (Direct)	—
STATE GENERAL FUND BY:	—
INTERAGENCY TRANSFERS	—
FEES & SELF-GENERATED	18,662
STATUTORY DEDICATIONS	—
FEDERAL FUNDS	—
TOTAL MEANS OF FINANCING	\$18,662

EXPENDITURES

	Amount
Salaries	18,662
Other Compensation	—
Related Benefits	—
TOTAL PERSONAL SERVICES	\$18,662
Travel	—
Operating Services	—
Supplies	—
TOTAL OPERATING EXPENSES	—
PROFESSIONAL SERVICES	—
Other Charges	—
Debt Service	—
Interagency Transfers	—
TOTAL OTHER CHARGES	—
Acquisitions	—
Major Repairs	—
TOTAL ACQ. & MAJOR REPAIRS	—
TOTAL EXPENDITURES	\$18,662

AUTHORIZED POSITIONS

	FTE
Classified	—
Unclassified	—
TOTAL AUTHORIZED T.O. FTE POSITIONS	—
TOTAL AUTHORIZED OTHER CHARGES POSITIONS	—
TOTAL NON-T.O. FTE POSITIONS	—

Fees and Self-Generated

	Amount
Environmental Trust Fund	18,662
Total:	\$18,662

Statutory Dedications

	Amount
Total:	—

8564 - Office of Management and Finance

MEANS OF FINANCING

	Amount
STATE GENERAL FUND (Direct)	—
STATE GENERAL FUND BY:	—
INTERAGENCY TRANSFERS	—
FEES & SELF-GENERATED	4,208
STATUTORY DEDICATIONS	—
FEDERAL FUNDS	—
TOTAL MEANS OF FINANCING	\$4,208

EXPENDITURES

	Amount
Salaries	4,208
Other Compensation	—
Related Benefits	—
TOTAL PERSONAL SERVICES	\$4,208
Travel	—
Operating Services	—
Supplies	—
TOTAL OPERATING EXPENSES	—
PROFESSIONAL SERVICES	—
Other Charges	—
Debt Service	—
Interagency Transfers	—
TOTAL OTHER CHARGES	—
Acquisitions	—
Major Repairs	—
TOTAL ACQ. & MAJOR REPAIRS	—
TOTAL EXPENDITURES	\$4,208

AUTHORIZED POSITIONS

	FTE
Classified	—
Unclassified	—
TOTAL AUTHORIZED T.O. FTE POSITIONS	—
TOTAL AUTHORIZED OTHER CHARGES POSITIONS	—
TOTAL NON-T.O. FTE POSITIONS	—

Fees and Self-Generated

	Amount
Environmental Trust Fund	4,208
Total:	\$4,208

Statutory Dedications

	Amount
Total:	—

8565 - Office of Environmental Assessment

MEANS OF FINANCING

	Amount
STATE GENERAL FUND (Direct)	—
STATE GENERAL FUND BY:	—
INTERAGENCY TRANSFERS	—
FEES & SELF-GENERATED	19,207
STATUTORY DEDICATIONS	—
FEDERAL FUNDS	—
TOTAL MEANS OF FINANCING	\$19,207

EXPENDITURES

	Amount
Salaries	19,207
Other Compensation	—
Related Benefits	—
TOTAL PERSONAL SERVICES	\$19,207
Travel	—
Operating Services	—
Supplies	—
TOTAL OPERATING EXPENSES	—
PROFESSIONAL SERVICES	—
Other Charges	—
Debt Service	—
Interagency Transfers	—
TOTAL OTHER CHARGES	—
Acquisitions	—
Major Repairs	—
TOTAL ACQ. & MAJOR REPAIRS	—
TOTAL EXPENDITURES	\$19,207

AUTHORIZED POSITIONS

	FTE
Classified	—
Unclassified	—
TOTAL AUTHORIZED T.O. FTE POSITIONS	—
TOTAL AUTHORIZED OTHER CHARGES POSITIONS	—
TOTAL NON-T.O. FTE POSITIONS	—

Fees and Self-Generated

	Amount
Environmental Trust Fund	19,207
Total:	\$19,207

Statutory Dedications

	Amount
Total:	—

Question	Narrative Response
Explain the need for this request.	
Cite performance indicators for the adjustment.	
What would the impact be if this is not funded?	
Is revenue a fixed amount or can it be adjusted?	
Is the expenditure of these revenues restricted?	
Additional information or comments.	

Form 768 — 856 - Market Adjustments

8561 - Office of the Secretary

MEANS OF FINANCING

	Amount
STATE GENERAL FUND (Direct)	—
STATE GENERAL FUND BY:	—
INTERAGENCY TRANSFERS	—
FEES & SELF-GENERATED	142,711
STATUTORY DEDICATIONS	—
FEDERAL FUNDS	—
TOTAL MEANS OF FINANCING	\$142,711

EXPENDITURES

	Amount
Salaries	142,711
Other Compensation	—
Related Benefits	—
TOTAL PERSONAL SERVICES	\$142,711
Travel	—
Operating Services	—
Supplies	—
TOTAL OPERATING EXPENSES	—
PROFESSIONAL SERVICES	—
Other Charges	—
Debt Service	—
Interagency Transfers	—
TOTAL OTHER CHARGES	—
Acquisitions	—
Major Repairs	—
TOTAL ACQ. & MAJOR REPAIRS	—
TOTAL EXPENDITURES	\$142,711

AUTHORIZED POSITIONS

	FTE
Classified	—
Unclassified	—
TOTAL AUTHORIZED T.O. FTE POSITIONS	—
TOTAL AUTHORIZED OTHER CHARGES POSITIONS	—
TOTAL NON-T.O. FTE POSITIONS	—

Fees and Self-Generated

	Amount
Environmental Trust Fund	142,711
Total:	\$142,711

Statutory Dedications

	Amount
Total:	—

8562 - Office of Environmental Compliance

MEANS OF FINANCING

	Amount
STATE GENERAL FUND (Direct)	—
STATE GENERAL FUND BY:	—
INTERAGENCY TRANSFERS	—
FEES & SELF-GENERATED	394,047
STATUTORY DEDICATIONS	—
FEDERAL FUNDS	—
TOTAL MEANS OF FINANCING	\$394,047

EXPENDITURES

	Amount
Salaries	394,047
Other Compensation	—
Related Benefits	—
TOTAL PERSONAL SERVICES	\$394,047
Travel	—
Operating Services	—
Supplies	—
TOTAL OPERATING EXPENSES	—
PROFESSIONAL SERVICES	—
Other Charges	—
Debt Service	—
Interagency Transfers	—
TOTAL OTHER CHARGES	—
Acquisitions	—
Major Repairs	—
TOTAL ACQ. & MAJOR REPAIRS	—
TOTAL EXPENDITURES	\$394,047

AUTHORIZED POSITIONS

	FTE
Classified	—
Unclassified	—
TOTAL AUTHORIZED T.O. FTE POSITIONS	—
TOTAL AUTHORIZED OTHER CHARGES POSITIONS	—
TOTAL NON-T.O. FTE POSITIONS	—

Fees and Self-Generated

	Amount
Environmental Trust Fund	394,047
Total:	\$394,047

Statutory Dedications

	Amount
Total:	—

8563 - Office of Environmental Services

MEANS OF FINANCING

	Amount
STATE GENERAL FUND (Direct)	—
STATE GENERAL FUND BY:	—
INTERAGENCY TRANSFERS	—
FEES & SELF-GENERATED	275,763
STATUTORY DEDICATIONS	—
FEDERAL FUNDS	—
TOTAL MEANS OF FINANCING	\$275,763

EXPENDITURES

	Amount
Salaries	275,763
Other Compensation	—
Related Benefits	—
TOTAL PERSONAL SERVICES	\$275,763
Travel	—
Operating Services	—
Supplies	—
TOTAL OPERATING EXPENSES	—
PROFESSIONAL SERVICES	—
Other Charges	—
Debt Service	—
Interagency Transfers	—
TOTAL OTHER CHARGES	—
Acquisitions	—
Major Repairs	—
TOTAL ACQ. & MAJOR REPAIRS	—
TOTAL EXPENDITURES	\$275,763

AUTHORIZED POSITIONS

	FTE
Classified	—
Unclassified	—
TOTAL AUTHORIZED T.O. FTE POSITIONS	—
TOTAL AUTHORIZED OTHER CHARGES POSITIONS	—
TOTAL NON-T.O. FTE POSITIONS	—

Fees and Self-Generated

	Amount
Environmental Trust Fund	275,763
Total:	\$275,763

Statutory Dedications

	Amount
Total:	—

8564 - Office of Management and Finance

MEANS OF FINANCING

	Amount
STATE GENERAL FUND (Direct)	—
STATE GENERAL FUND BY:	—
INTERAGENCY TRANSFERS	—
FEES & SELF-GENERATED	81,634
STATUTORY DEDICATIONS	—
FEDERAL FUNDS	—
TOTAL MEANS OF FINANCING	\$81,634

EXPENDITURES

	Amount
Salaries	81,634
Other Compensation	—
Related Benefits	—
TOTAL PERSONAL SERVICES	\$81,634
Travel	—
Operating Services	—
Supplies	—
TOTAL OPERATING EXPENSES	—
PROFESSIONAL SERVICES	—
Other Charges	—
Debt Service	—
Interagency Transfers	—
TOTAL OTHER CHARGES	—
Acquisitions	—
Major Repairs	—
TOTAL ACQ. & MAJOR REPAIRS	—
TOTAL EXPENDITURES	\$81,634

AUTHORIZED POSITIONS

	FTE
Classified	—
Unclassified	—
TOTAL AUTHORIZED T.O. FTE POSITIONS	—
TOTAL AUTHORIZED OTHER CHARGES POSITIONS	—
TOTAL NON-T.O. FTE POSITIONS	—

Fees and Self-Generated

	Amount
Environmental Trust Fund	81,634
Total:	\$81,634

Statutory Dedications

	Amount
Total:	—

8565 - Office of Environmental Assessment

MEANS OF FINANCING

	Amount
STATE GENERAL FUND (Direct)	—
STATE GENERAL FUND BY:	—
INTERAGENCY TRANSFERS	—
FEES & SELF-GENERATED	301,396
STATUTORY DEDICATIONS	39,939
FEDERAL FUNDS	—
TOTAL MEANS OF FINANCING	\$341,335

EXPENDITURES

	Amount
Salaries	341,335
Other Compensation	—
Related Benefits	—
TOTAL PERSONAL SERVICES	\$341,335
Travel	—
Operating Services	—
Supplies	—
TOTAL OPERATING EXPENSES	—
PROFESSIONAL SERVICES	—
Other Charges	—
Debt Service	—
Interagency Transfers	—
TOTAL OTHER CHARGES	—
Acquisitions	—
Major Repairs	—
TOTAL ACQ. & MAJOR REPAIRS	—
TOTAL EXPENDITURES	\$341,335

AUTHORIZED POSITIONS

	FTE
Classified	—
Unclassified	—
TOTAL AUTHORIZED T.O. FTE POSITIONS	—
TOTAL AUTHORIZED OTHER CHARGES POSITIONS	—
TOTAL NON-T.O. FTE POSITIONS	—

Fees and Self-Generated

	Amount
Environmental Trust Fund	301,396
Total:	\$301,396

Statutory Dedications

	Amount
Hazardous Waste Site Cleanup Fund	39,939
Total:	\$39,939

Question	Narrative Response
Explain the need for this request.	
Cite performance indicators for the adjustment.	
What would the impact be if this is not funded?	
Is revenue a fixed amount or can it be adjusted?	
Is the expenditure of these revenues restricted?	
Additional information or comments.	

Form 772 — 856 - Base Salary Adjustment

8561 - Office of the Secretary

MEANS OF FINANCING

	Amount
STATE GENERAL FUND (Direct)	—
STATE GENERAL FUND BY:	—
INTERAGENCY TRANSFERS	—
FEES & SELF-GENERATED	23,483
STATUTORY DEDICATIONS	—
FEDERAL FUNDS	—
TOTAL MEANS OF FINANCING	\$23,483

EXPENDITURES

	Amount
Salaries	23,483
Other Compensation	—
Related Benefits	—
TOTAL PERSONAL SERVICES	\$23,483
Travel	—
Operating Services	—
Supplies	—
TOTAL OPERATING EXPENSES	—
PROFESSIONAL SERVICES	—
Other Charges	—
Debt Service	—
Interagency Transfers	—
TOTAL OTHER CHARGES	—
Acquisitions	—
Major Repairs	—
TOTAL ACQ. & MAJOR REPAIRS	—
TOTAL EXPENDITURES	\$23,483

AUTHORIZED POSITIONS

	FTE
Classified	—
Unclassified	—
TOTAL AUTHORIZED T.O. FTE POSITIONS	—
TOTAL AUTHORIZED OTHER CHARGES POSITIONS	—
TOTAL NON-T.O. FTE POSITIONS	—

Fees and Self-Generated

	Amount
Environmental Trust Fund	23,483
Total:	\$23,483

Statutory Dedications

	Amount
Total:	—

8562 - Office of Environmental Compliance

MEANS OF FINANCING

	Amount
STATE GENERAL FUND (Direct)	—
STATE GENERAL FUND BY:	—
INTERAGENCY TRANSFERS	—
FEES & SELF-GENERATED	161,439
STATUTORY DEDICATIONS	—
FEDERAL FUNDS	—
TOTAL MEANS OF FINANCING	\$161,439

EXPENDITURES

	Amount
Salaries	161,439
Other Compensation	—
Related Benefits	—
TOTAL PERSONAL SERVICES	\$161,439
Travel	—
Operating Services	—
Supplies	—
TOTAL OPERATING EXPENSES	—
PROFESSIONAL SERVICES	—
Other Charges	—
Debt Service	—
Interagency Transfers	—
TOTAL OTHER CHARGES	—
Acquisitions	—
Major Repairs	—
TOTAL ACQ. & MAJOR REPAIRS	—
TOTAL EXPENDITURES	\$161,439

AUTHORIZED POSITIONS

	FTE
Classified	—
Unclassified	—
TOTAL AUTHORIZED T.O. FTE POSITIONS	—
TOTAL AUTHORIZED OTHER CHARGES POSITIONS	—
TOTAL NON-T.O. FTE POSITIONS	—

Fees and Self-Generated

	Amount
Environmental Trust Fund	161,439
Total:	\$161,439

Statutory Dedications

	Amount
Total:	—

8563 - Office of Environmental Services

MEANS OF FINANCING

	Amount
STATE GENERAL FUND (Direct)	—
STATE GENERAL FUND BY:	—
INTERAGENCY TRANSFERS	—
FEES & SELF-GENERATED	721,256
STATUTORY DEDICATIONS	—
FEDERAL FUNDS	—
TOTAL MEANS OF FINANCING	\$721,256

EXPENDITURES

	Amount
Salaries	721,256
Other Compensation	—
Related Benefits	—
TOTAL PERSONAL SERVICES	\$721,256
Travel	—
Operating Services	—
Supplies	—
TOTAL OPERATING EXPENSES	—
PROFESSIONAL SERVICES	—
Other Charges	—
Debt Service	—
Interagency Transfers	—
TOTAL OTHER CHARGES	—
Acquisitions	—
Major Repairs	—
TOTAL ACQ. & MAJOR REPAIRS	—
TOTAL EXPENDITURES	\$721,256

AUTHORIZED POSITIONS

	FTE
Classified	—
Unclassified	—
TOTAL AUTHORIZED T.O. FTE POSITIONS	—
TOTAL AUTHORIZED OTHER CHARGES POSITIONS	—
TOTAL NON-T.O. FTE POSITIONS	—

Fees and Self-Generated

	Amount
Environmental Trust Fund	721,256
Total:	\$721,256

Statutory Dedications

	Amount
Total:	—

8564 - Office of Management and Finance

MEANS OF FINANCING

	Amount
STATE GENERAL FUND (Direct)	—
STATE GENERAL FUND BY:	—
INTERAGENCY TRANSFERS	—
FEES & SELF-GENERATED	(3,080)
STATUTORY DEDICATIONS	—
FEDERAL FUNDS	—
TOTAL MEANS OF FINANCING	\$(3,080)

EXPENDITURES

	Amount
Salaries	(3,080)
Other Compensation	—
Related Benefits	—
TOTAL PERSONAL SERVICES	\$(3,080)
Travel	—
Operating Services	—
Supplies	—
TOTAL OPERATING EXPENSES	—
PROFESSIONAL SERVICES	—
Other Charges	—
Debt Service	—
Interagency Transfers	—
TOTAL OTHER CHARGES	—
Acquisitions	—
Major Repairs	—
TOTAL ACQ. & MAJOR REPAIRS	—
TOTAL EXPENDITURES	\$(3,080)

AUTHORIZED POSITIONS

	FTE
Classified	—
Unclassified	—
TOTAL AUTHORIZED T.O. FTE POSITIONS	—
TOTAL AUTHORIZED OTHER CHARGES POSITIONS	—
TOTAL NON-T.O. FTE POSITIONS	—

Fees and Self-Generated

	Amount
Environmental Trust Fund	(3,080)
Total:	\$(3,080)

Statutory Dedications

	Amount
Total:	—

8565 - Office of Environmental Assessment

MEANS OF FINANCING

	Amount
STATE GENERAL FUND (Direct)	—
STATE GENERAL FUND BY:	—
INTERAGENCY TRANSFERS	—
FEES & SELF-GENERATED	368,662
STATUTORY DEDICATIONS	25,922
FEDERAL FUNDS	—
TOTAL MEANS OF FINANCING	\$394,584

EXPENDITURES

	Amount
Salaries	394,584
Other Compensation	—
Related Benefits	—
TOTAL PERSONAL SERVICES	\$394,584
Travel	—
Operating Services	—
Supplies	—
TOTAL OPERATING EXPENSES	—
PROFESSIONAL SERVICES	—
Other Charges	—
Debt Service	—
Interagency Transfers	—
TOTAL OTHER CHARGES	—
Acquisitions	—
Major Repairs	—
TOTAL ACQ. & MAJOR REPAIRS	—
TOTAL EXPENDITURES	\$394,584

AUTHORIZED POSITIONS

	FTE
Classified	—
Unclassified	—
TOTAL AUTHORIZED T.O. FTE POSITIONS	—
TOTAL AUTHORIZED OTHER CHARGES POSITIONS	—
TOTAL NON-T.O. FTE POSITIONS	—

Fees and Self-Generated

	Amount
Environmental Trust Fund	368,662
Total:	\$368,662

Statutory Dedications

	Amount
Hazardous Waste Site Cleanup Fund	25,922
Total:	\$25,922

Question	Narrative Response
Explain the need for this request.	This request is needed to adjust the FY20 EOB in order to match DEQ's Payroll Projection Report for FY21. The Base Salary Adjustment is the amount needed, after increasing the EOB for Market and Training Series Adjustments, to reach the FY21 Payroll Projection totals for Requested Salary.
Cite performance indicators for the adjustment.	
What would the impact be if this is not funded?	
Is revenue a fixed amount or can it be adjusted?	
Is the expenditure of these revenues restricted?	
Additional information or comments.	

Form 774 — 856 - Other Pay Adjustment

8561 - Office of the Secretary

MEANS OF FINANCING

	Amount
STATE GENERAL FUND (Direct)	—
STATE GENERAL FUND BY:	—
INTERAGENCY TRANSFERS	—
FEES & SELF-GENERATED	2,193
STATUTORY DEDICATIONS	—
FEDERAL FUNDS	—
TOTAL MEANS OF FINANCING	\$2,193

EXPENDITURES

	Amount
Salaries	1,543
Other Compensation	—
Related Benefits	650
TOTAL PERSONAL SERVICES	\$2,193
Travel	—
Operating Services	—
Supplies	—
TOTAL OPERATING EXPENSES	—
PROFESSIONAL SERVICES	—
Other Charges	—
Debt Service	—
Interagency Transfers	—
TOTAL OTHER CHARGES	—
Acquisitions	—
Major Repairs	—
TOTAL ACQ. & MAJOR REPAIRS	—
TOTAL EXPENDITURES	\$2,193

AUTHORIZED POSITIONS

	FTE
Classified	—
Unclassified	—
TOTAL AUTHORIZED T.O. FTE POSITIONS	—
TOTAL AUTHORIZED OTHER CHARGES POSITIONS	—
TOTAL NON-T.O. FTE POSITIONS	—

Fees and Self-Generated

	Amount
Environmental Trust Fund	2,193
Total:	\$2,193

Statutory Dedications

	Amount
Total:	—

8562 - Office of Environmental Compliance

MEANS OF FINANCING

	Amount
STATE GENERAL FUND (Direct)	—
STATE GENERAL FUND BY:	—
INTERAGENCY TRANSFERS	—
FEES & SELF-GENERATED	135,803
STATUTORY DEDICATIONS	—
FEDERAL FUNDS	—
TOTAL MEANS OF FINANCING	\$135,803

EXPENDITURES

	Amount
Salaries	95,535
Other Compensation	—
Related Benefits	40,268
TOTAL PERSONAL SERVICES	\$135,803
Travel	—
Operating Services	—
Supplies	—
TOTAL OPERATING EXPENSES	—
PROFESSIONAL SERVICES	—
Other Charges	—
Debt Service	—
Interagency Transfers	—
TOTAL OTHER CHARGES	—
Acquisitions	—
Major Repairs	—
TOTAL ACQ. & MAJOR REPAIRS	—
TOTAL EXPENDITURES	\$135,803

AUTHORIZED POSITIONS

	FTE
Classified	—
Unclassified	—
TOTAL AUTHORIZED T.O. FTE POSITIONS	—
TOTAL AUTHORIZED OTHER CHARGES POSITIONS	—
TOTAL NON-T.O. FTE POSITIONS	—

Fees and Self-Generated

	Amount
Environmental Trust Fund	135,803
Total:	\$135,803

Statutory Dedications

	Amount
Total:	—

8563 - Office of Environmental Services

MEANS OF FINANCING

	Amount
STATE GENERAL FUND (Direct)	—
STATE GENERAL FUND BY:	—
INTERAGENCY TRANSFERS	—
FEES & SELF-GENERATED	1,024
STATUTORY DEDICATIONS	—
FEDERAL FUNDS	—
TOTAL MEANS OF FINANCING	\$1,024

EXPENDITURES

	Amount
Salaries	721
Other Compensation	—
Related Benefits	303
TOTAL PERSONAL SERVICES	\$1,024
Travel	—
Operating Services	—
Supplies	—
TOTAL OPERATING EXPENSES	—
PROFESSIONAL SERVICES	—
Other Charges	—
Debt Service	—
Interagency Transfers	—
TOTAL OTHER CHARGES	—
Acquisitions	—
Major Repairs	—
TOTAL ACQ. & MAJOR REPAIRS	—
TOTAL EXPENDITURES	\$1,024

AUTHORIZED POSITIONS

	FTE
Classified	—
Unclassified	—
TOTAL AUTHORIZED T.O. FTE POSITIONS	—
TOTAL AUTHORIZED OTHER CHARGES POSITIONS	—
TOTAL NON-T.O. FTE POSITIONS	—

Fees and Self-Generated

	Amount
Environmental Trust Fund	1,024
Total:	\$1,024

Statutory Dedications

	Amount
Total:	—

8565 - Office of Environmental Assessment

MEANS OF FINANCING

	Amount
STATE GENERAL FUND (Direct)	—
STATE GENERAL FUND BY:	—
INTERAGENCY TRANSFERS	—
FEES & SELF-GENERATED	13,178
STATUTORY DEDICATIONS	—
FEDERAL FUNDS	—
TOTAL MEANS OF FINANCING	\$13,178

EXPENDITURES

	Amount
Salaries	9,271
Other Compensation	—
Related Benefits	3,907
TOTAL PERSONAL SERVICES	\$13,178
Travel	—
Operating Services	—
Supplies	—
TOTAL OPERATING EXPENSES	—
PROFESSIONAL SERVICES	—
Other Charges	—
Debt Service	—
Interagency Transfers	—
TOTAL OTHER CHARGES	—
Acquisitions	—
Major Repairs	—
TOTAL ACQ. & MAJOR REPAIRS	—
TOTAL EXPENDITURES	\$13,178

AUTHORIZED POSITIONS

	FTE
Classified	—
Unclassified	—
TOTAL AUTHORIZED T.O. FTE POSITIONS	—
TOTAL AUTHORIZED OTHER CHARGES POSITIONS	—
TOTAL NON-T.O. FTE POSITIONS	—

Fees and Self-Generated

	Amount
Environmental Trust Fund	13,178
Total:	\$13,178

Statutory Dedications

	Amount
Total:	—

Question	Narrative Response
Explain the need for this request.	This request is needed because on-call pay is not included in employee's base pay and related benefits calculations. DEQ pays \$2.00 an hour in on-call pay.
Cite performance indicators for the adjustment.	
What would the impact be if this is not funded?	
Is revenue a fixed amount or can it be adjusted?	
Is the expenditure of these revenues restricted?	
Additional information or comments.	

Form 779 — 856 - Unclassified Salary Adjustment

8561 - Office of the Secretary

MEANS OF FINANCING

	Amount
STATE GENERAL FUND (Direct)	—
STATE GENERAL FUND BY:	—
INTERAGENCY TRANSFERS	—
FEES & SELF-GENERATED	140,134
STATUTORY DEDICATIONS	—
FEDERAL FUNDS	—
TOTAL MEANS OF FINANCING	\$140,134

EXPENDITURES

	Amount
Salaries	98,582
Other Compensation	—
Related Benefits	41,552
TOTAL PERSONAL SERVICES	\$140,134
Travel	—
Operating Services	—
Supplies	—
TOTAL OPERATING EXPENSES	—
PROFESSIONAL SERVICES	—
Other Charges	—
Debt Service	—
Interagency Transfers	—
TOTAL OTHER CHARGES	—
Acquisitions	—
Major Repairs	—
TOTAL ACQ. & MAJOR REPAIRS	—
TOTAL EXPENDITURES	\$140,134

AUTHORIZED POSITIONS

	FTE
Classified	—
Unclassified	—
TOTAL AUTHORIZED T.O. FTE POSITIONS	—
TOTAL AUTHORIZED OTHER CHARGES POSITIONS	—
TOTAL NON-T.O. FTE POSITIONS	—

Fees and Self-Generated

	Amount
Environmental Trust Fund	140,134
Total:	\$140,134

Statutory Dedications

	Amount
Total:	—

Question	Narrative Response
Explain the need for this request.	The need for this request is to increase the salary and related benefits of unclassified positions appointed by the governor.
Cite performance indicators for the adjustment.	
What would the impact be if this is not funded?	
Is revenue a fixed amount or can it be adjusted?	
Is the expenditure of these revenues restricted?	
Additional information or comments.	

Form 780 — 856 - Double Incumbency Adjustment

8562 - Office of Environmental Compliance

MEANS OF FINANCING

	Amount
STATE GENERAL FUND (Direct)	—
STATE GENERAL FUND BY:	—
INTERAGENCY TRANSFERS	—
FEES & SELF-GENERATED	(127,924)
STATUTORY DEDICATIONS	—
FEDERAL FUNDS	—
TOTAL MEANS OF FINANCING	\$(127,924)

EXPENDITURES

	Amount
Salaries	(89,950)
Other Compensation	—
Related Benefits	(37,974)
TOTAL PERSONAL SERVICES	\$(127,924)
Travel	—
Operating Services	—
Supplies	—
TOTAL OPERATING EXPENSES	—
PROFESSIONAL SERVICES	—
Other Charges	—
Debt Service	—
Interagency Transfers	—
TOTAL OTHER CHARGES	—
Acquisitions	—
Major Repairs	—
TOTAL ACQ. & MAJOR REPAIRS	—
TOTAL EXPENDITURES	\$(127,924)

AUTHORIZED POSITIONS

	FTE
Classified	—
Unclassified	—
TOTAL AUTHORIZED T.O. FTE POSITIONS	—
TOTAL AUTHORIZED OTHER CHARGES POSITIONS	—
TOTAL NON-T.O. FTE POSITIONS	—

Fees and Self-Generated

	Amount
Environmental Trust Fund	(127,924)
Total:	\$(127,924)

Statutory Dedications

	Amount
Total:	—

Question	Narrative Response
Explain the need for this request.	This request is needed to remove the double incumbency of position #190222 in Surveillance in the Office of Environmental Compliance. The incumbent in the position retired 10/4/19.
Cite performance indicators for the adjustment.	
What would the impact be if this is not funded?	
Is revenue a fixed amount or can it be adjusted?	
Is the expenditure of these revenues restricted?	
Additional information or comments.	

Form 785 — 856 - Vacancy Adjustment

8563 - Office of Environmental Services

MEANS OF FINANCING

	Amount
STATE GENERAL FUND (Direct)	—
STATE GENERAL FUND BY:	—
INTERAGENCY TRANSFERS	—
FEES & SELF-GENERATED	(126,458)
STATUTORY DEDICATIONS	—
FEDERAL FUNDS	—
TOTAL MEANS OF FINANCING	\$(126,458)

EXPENDITURES

	Amount
Salaries	(80,892)
Other Compensation	—
Related Benefits	(45,566)
TOTAL PERSONAL SERVICES	\$(126,458)
Travel	—
Operating Services	—
Supplies	—
TOTAL OPERATING EXPENSES	—
PROFESSIONAL SERVICES	—
Other Charges	—
Debt Service	—
Interagency Transfers	—
TOTAL OTHER CHARGES	—
Acquisitions	—
Major Repairs	—
TOTAL ACQ. & MAJOR REPAIRS	—
TOTAL EXPENDITURES	\$(126,458)

AUTHORIZED POSITIONS

	FTE
Classified	—
Unclassified	—
TOTAL AUTHORIZED T.O. FTE POSITIONS	—
TOTAL AUTHORIZED OTHER CHARGES POSITIONS	—
TOTAL NON-T.O. FTE POSITIONS	—

Fees and Self-Generated

	Amount
Environmental Trust Fund	(126,458)
Total:	\$(126,458)

Statutory Dedications

	Amount
Total:	—

Question	Narrative Response
Explain the need for this request.	This request is needed to remove vacant position #164537. Human Resources funded the position 9/20/19 with an effective date of 9/23/19. The incumbent in position #112805 transferred 9/23/19 to position #164537. Her former position was being used to fund her new position.
Cite performance indicators for the adjustment.	
What would the impact be if this is not funded?	
Is revenue a fixed amount or can it be adjusted?	
Is the expenditure of these revenues restricted?	
Additional information or comments.	

Form 792 — 856 - Related Benefits Adjustment

8561 - Office of the Secretary

MEANS OF FINANCING

	Amount
STATE GENERAL FUND (Direct)	—
STATE GENERAL FUND BY:	—
INTERAGENCY TRANSFERS	—
FEES & SELF-GENERATED	28,505
STATUTORY DEDICATIONS	—
FEDERAL FUNDS	—
TOTAL MEANS OF FINANCING	\$28,505

EXPENDITURES

	Amount
Salaries	—
Other Compensation	—
Related Benefits	28,505
TOTAL PERSONAL SERVICES	\$28,505
Travel	—
Operating Services	—
Supplies	—
TOTAL OPERATING EXPENSES	—
PROFESSIONAL SERVICES	—
Other Charges	—
Debt Service	—
Interagency Transfers	—
TOTAL OTHER CHARGES	—
Acquisitions	—
Major Repairs	—
TOTAL ACQ. & MAJOR REPAIRS	—
TOTAL EXPENDITURES	\$28,505

AUTHORIZED POSITIONS

	FTE
Classified	—
Unclassified	—
TOTAL AUTHORIZED T.O. FTE POSITIONS	—
TOTAL AUTHORIZED OTHER CHARGES POSITIONS	—
TOTAL NON-T.O. FTE POSITIONS	—

Fees and Self-Generated

	Amount
Environmental Trust Fund	28,505
Total:	\$28,505

Statutory Dedications

	Amount
Total:	—

8562 - Office of Environmental Compliance

MEANS OF FINANCING

	Amount
STATE GENERAL FUND (Direct)	—
STATE GENERAL FUND BY:	—
INTERAGENCY TRANSFERS	—
FEES & SELF-GENERATED	170,606
STATUTORY DEDICATIONS	—
FEDERAL FUNDS	—
TOTAL MEANS OF FINANCING	\$170,606

EXPENDITURES

	Amount
Salaries	—
Other Compensation	—
Related Benefits	170,606
TOTAL PERSONAL SERVICES	\$170,606
Travel	—
Operating Services	—
Supplies	—
TOTAL OPERATING EXPENSES	—
PROFESSIONAL SERVICES	—
Other Charges	—
Debt Service	—
Interagency Transfers	—
TOTAL OTHER CHARGES	—
Acquisitions	—
Major Repairs	—
TOTAL ACQ. & MAJOR REPAIRS	—
TOTAL EXPENDITURES	\$170,606

AUTHORIZED POSITIONS

	FTE
Classified	—
Unclassified	—
TOTAL AUTHORIZED T.O. FTE POSITIONS	—
TOTAL AUTHORIZED OTHER CHARGES POSITIONS	—
TOTAL NON-T.O. FTE POSITIONS	—

Fees and Self-Generated

	Amount
Environmental Trust Fund	170,606
Total:	\$170,606

Statutory Dedications

	Amount
Total:	—

8563 - Office of Environmental Services

MEANS OF FINANCING

	Amount
STATE GENERAL FUND (Direct)	—
STATE GENERAL FUND BY:	—
INTERAGENCY TRANSFERS	—
FEES & SELF-GENERATED	186,973
STATUTORY DEDICATIONS	—
FEDERAL FUNDS	—
TOTAL MEANS OF FINANCING	\$186,973

EXPENDITURES

	Amount
Salaries	—
Other Compensation	—
Related Benefits	186,973
TOTAL PERSONAL SERVICES	\$186,973
Travel	—
Operating Services	—
Supplies	—
TOTAL OPERATING EXPENSES	—
PROFESSIONAL SERVICES	—
Other Charges	—
Debt Service	—
Interagency Transfers	—
TOTAL OTHER CHARGES	—
Acquisitions	—
Major Repairs	—
TOTAL ACQ. & MAJOR REPAIRS	—
TOTAL EXPENDITURES	\$186,973

AUTHORIZED POSITIONS

	FTE
Classified	—
Unclassified	—
TOTAL AUTHORIZED T.O. FTE POSITIONS	—
TOTAL AUTHORIZED OTHER CHARGES POSITIONS	—
TOTAL NON-T.O. FTE POSITIONS	—

Fees and Self-Generated

	Amount
Environmental Trust Fund	186,973
Total:	\$186,973

Statutory Dedications

	Amount
Total:	—

8564 - Office of Management and Finance

MEANS OF FINANCING

	Amount
STATE GENERAL FUND (Direct)	—
STATE GENERAL FUND BY:	—
INTERAGENCY TRANSFERS	—
FEES & SELF-GENERATED	86,283
STATUTORY DEDICATIONS	—
FEDERAL FUNDS	—
TOTAL MEANS OF FINANCING	\$86,283

EXPENDITURES

	Amount
Salaries	—
Other Compensation	—
Related Benefits	86,283
TOTAL PERSONAL SERVICES	\$86,283
Travel	—
Operating Services	—
Supplies	—
TOTAL OPERATING EXPENSES	—
PROFESSIONAL SERVICES	—
Other Charges	—
Debt Service	—
Interagency Transfers	—
TOTAL OTHER CHARGES	—
Acquisitions	—
Major Repairs	—
TOTAL ACQ. & MAJOR REPAIRS	—
TOTAL EXPENDITURES	\$86,283

AUTHORIZED POSITIONS

	FTE
Classified	—
Unclassified	—
TOTAL AUTHORIZED T.O. FTE POSITIONS	—
TOTAL AUTHORIZED OTHER CHARGES POSITIONS	—
TOTAL NON-T.O. FTE POSITIONS	—

Fees and Self-Generated

	Amount
Environmental Trust Fund	86,283
Total:	\$86,283

Statutory Dedications

	Amount
Total:	—

8565 - Office of Environmental Assessment

MEANS OF FINANCING

	Amount
STATE GENERAL FUND (Direct)	—
STATE GENERAL FUND BY:	—
INTERAGENCY TRANSFERS	—
FEES & SELF-GENERATED	257,719
STATUTORY DEDICATIONS	43,679
FEDERAL FUNDS	—
TOTAL MEANS OF FINANCING	\$301,398

EXPENDITURES

	Amount
Salaries	—
Other Compensation	—
Related Benefits	301,398
TOTAL PERSONAL SERVICES	\$301,398
Travel	—
Operating Services	—
Supplies	—
TOTAL OPERATING EXPENSES	—
PROFESSIONAL SERVICES	—
Other Charges	—
Debt Service	—
Interagency Transfers	—
TOTAL OTHER CHARGES	—
Acquisitions	—
Major Repairs	—
TOTAL ACQ. & MAJOR REPAIRS	—
TOTAL EXPENDITURES	\$301,398

AUTHORIZED POSITIONS

	FTE
Classified	—
Unclassified	—
TOTAL AUTHORIZED T.O. FTE POSITIONS	—
TOTAL AUTHORIZED OTHER CHARGES POSITIONS	—
TOTAL NON-T.O. FTE POSITIONS	—

Fees and Self-Generated

	Amount
Environmental Trust Fund	257,719
Total:	\$257,719

Statutory Dedications

	Amount
Hazardous Waste Site Cleanup Fund	43,679
Total:	\$43,679

Question	Narrative Response
Explain the need for this request.	The Related Benefits Adjustment is the amount required to adjust EOB for Related Benefits to match the FY21 Payroll Projection Report plus what is needed to fund Medicare for Expedited Permit overtime budget and Other Compensation.
Cite performance indicators for the adjustment.	
What would the impact be if this is not funded?	
Is revenue a fixed amount or can it be adjusted?	
Is the expenditure of these revenues restricted?	
Additional information or comments.	

Form 793 — 856 - Attrition

8562 - Office of Environmental Compliance

MEANS OF FINANCING

	Amount
STATE GENERAL FUND (Direct)	—
STATE GENERAL FUND BY:	—
INTERAGENCY TRANSFERS	—
FEES & SELF-GENERATED	(403,049)
STATUTORY DEDICATIONS	—
FEDERAL FUNDS	—
TOTAL MEANS OF FINANCING	\$(403,049)

EXPENDITURES

	Amount
Salaries	(283,538)
Other Compensation	—
Related Benefits	(119,511)
TOTAL PERSONAL SERVICES	\$(403,049)
Travel	—
Operating Services	—
Supplies	—
TOTAL OPERATING EXPENSES	—
PROFESSIONAL SERVICES	—
Other Charges	—
Debt Service	—
Interagency Transfers	—
TOTAL OTHER CHARGES	—
Acquisitions	—
Major Repairs	—
TOTAL ACQ. & MAJOR REPAIRS	—
TOTAL EXPENDITURES	\$(403,049)

AUTHORIZED POSITIONS

	FTE
Classified	—
Unclassified	—
TOTAL AUTHORIZED T.O. FTE POSITIONS	—
TOTAL AUTHORIZED OTHER CHARGES POSITIONS	—
TOTAL NON-T.O. FTE POSITIONS	—

Fees and Self-Generated

	Amount
Environmental Trust Fund	(403,049)
Total:	\$(403,049)

Statutory Dedications

	Amount
Total:	—

8563 - Office of Environmental Services

MEANS OF FINANCING

	Amount
STATE GENERAL FUND (Direct)	—
STATE GENERAL FUND BY:	—
INTERAGENCY TRANSFERS	—
FEES & SELF-GENERATED	(301,145)
STATUTORY DEDICATIONS	—
FEDERAL FUNDS	—
TOTAL MEANS OF FINANCING	\$(301,145)

EXPENDITURES

	Amount
Salaries	(211,850)
Other Compensation	—
Related Benefits	(89,295)
TOTAL PERSONAL SERVICES	\$(301,145)
Travel	—
Operating Services	—
Supplies	—
TOTAL OPERATING EXPENSES	—
PROFESSIONAL SERVICES	—
Other Charges	—
Debt Service	—
Interagency Transfers	—
TOTAL OTHER CHARGES	—
Acquisitions	—
Major Repairs	—
TOTAL ACQ. & MAJOR REPAIRS	—
TOTAL EXPENDITURES	\$(301,145)

AUTHORIZED POSITIONS

	FTE
Classified	—
Unclassified	—
TOTAL AUTHORIZED T.O. FTE POSITIONS	—
TOTAL AUTHORIZED OTHER CHARGES POSITIONS	—
TOTAL NON-T.O. FTE POSITIONS	—

Fees and Self-Generated

	Amount
Environmental Trust Fund	(301,145)
Total:	\$(301,145)

Statutory Dedications

	Amount
Total:	—

8565 - Office of Environmental Assessment

MEANS OF FINANCING

	Amount
STATE GENERAL FUND (Direct)	—
STATE GENERAL FUND BY:	—
INTERAGENCY TRANSFERS	—
FEES & SELF-GENERATED	(354,016)
STATUTORY DEDICATIONS	—
FEDERAL FUNDS	—
TOTAL MEANS OF FINANCING	\$(354,016)

EXPENDITURES

	Amount
Salaries	(249,044)
Other Compensation	—
Related Benefits	(104,972)
TOTAL PERSONAL SERVICES	\$(354,016)
Travel	—
Operating Services	—
Supplies	—
TOTAL OPERATING EXPENSES	—
PROFESSIONAL SERVICES	—
Other Charges	—
Debt Service	—
Interagency Transfers	—
TOTAL OTHER CHARGES	—
Acquisitions	—
Major Repairs	—
TOTAL ACQ. & MAJOR REPAIRS	—
TOTAL EXPENDITURES	\$(354,016)

AUTHORIZED POSITIONS

	FTE
Classified	—
Unclassified	—
TOTAL AUTHORIZED T.O. FTE POSITIONS	—
TOTAL AUTHORIZED OTHER CHARGES POSITIONS	—
TOTAL NON-T.O. FTE POSITIONS	—

Fees and Self-Generated

	Amount
Environmental Trust Fund	(354,016)
Total:	\$(354,016)

Statutory Dedications

	Amount
Hazardous Waste Site Cleanup Fund	—
Total:	—

Question	Narrative Response
Explain the need for this request.	This request is needed to reduce the budget for Salaries and Related Benefits for attrition by 2%. This adjustment occurs after all other adjustments are taken from the Payroll Projection Report budget by multiplying 2% by the adjusted budget request for Salaries. Retirement adjustment for attrition is calculated at 40.7% and Medicare at 1.45%. Attrition was taken for the Office of Environmental Compliance, Office of Environmental Services, and the Office of Environmental Assessment.
Cite performance indicators for the adjustment.	
What would the impact be if this is not funded?	
Is revenue a fixed amount or can it be adjusted?	
Is the expenditure of these revenues restricted?	
Additional information or comments.	

Form 837 — 856 - Financial Assurance Position

8561 - Office of the Secretary

MEANS OF FINANCING

	Amount
STATE GENERAL FUND (Direct)	—
STATE GENERAL FUND BY:	—
INTERAGENCY TRANSFERS	—
FEES & SELF-GENERATED	128,659
STATUTORY DEDICATIONS	—
FEDERAL FUNDS	—
TOTAL MEANS OF FINANCING	\$128,659

EXPENDITURES

	Amount
Salaries	82,441
Other Compensation	—
Related Benefits	46,218
TOTAL PERSONAL SERVICES	\$128,659
Travel	—
Operating Services	—
Supplies	—
TOTAL OPERATING EXPENSES	—
PROFESSIONAL SERVICES	—
Other Charges	—
Debt Service	—
Interagency Transfers	—
TOTAL OTHER CHARGES	—
Acquisitions	—
Major Repairs	—
TOTAL ACQ. & MAJOR REPAIRS	—
TOTAL EXPENDITURES	\$128,659

AUTHORIZED POSITIONS

	FTE
Classified	1
Unclassified	—
TOTAL AUTHORIZED T.O. FTE POSITIONS	1
TOTAL AUTHORIZED OTHER CHARGES POSITIONS	—
TOTAL NON-T.O. FTE POSITIONS	—

Fees and Self-Generated

	Amount
Environmental Trust Fund	128,659
Total:	\$128,659

Statutory Dedications

	Amount
Total:	—

Question	Narrative Response
Explain the need for this request.	<p>The workload for the financial assurance function within the Department has remained at a consistently high volume in recent years and current staff is unable to properly manage these tasks without working excessive overtime and/or allowing other key duties to remain incomplete. In order to properly address the workload and ensure state and federal requirements are met for sites requiring financial assurance, the Department is in need of a Business Analytics Specialist. This position would report directly to the Assistant Secretary over the Office of Environmental Services and ensure the financial assurance functions within the permits division, and DEQ's Financial Services Division are carried out effectively and efficiently. It will allow DEQ to better protect the state's citizens and its environment from potentially hazardous conditions surrounding facility cleanups and closures. The incumbent will participate in the financial assurance process with state and federal partners and potentially responsible parties through research to ensure the Department's policies are proper and implementation to ensure the policies are implemented correctly. In addition, the position would be responsible for performing regular reviews of financial assurance files and submittals from the regulated community, following up where necessary. This review will provide complete assurance that the department and state's interests are properly protected. The incumbent will also be instrumental in ensuring financial assurance information is reported properly and timely to EPA. Currently, DEQ has no positions primarily responsible for ensuring all of the state's facilities maintain the proper level and type of financial assurance. Rather, the duties are spread across several permits divisions. Presently, there are 320 facilities in Louisiana that require financial assurance. These facilities include the following types - solid waste (178), hazardous waste (44), radiation (20), privately-owned water treatment (65), sewage sludge (13), and remediation sites (fluctuates). Most companies subject to the financial assurance requirement must obtain financial assurance instruments from a third party financial institution such as a bank or surety.</p>
Cite performance indicators for the adjustment.	N/A
What would the impact be if this is not funded?	<p>If this request is not funded, DEQ is in jeopardy of not properly ensuring adequate financial assurance is maintained on high-risk sites or ongoing site cleanups. This puts the state in a position to be liable for costly site remediation or closure. It is critical that the Department have the resources it needs to ensure the state and its citizens are protected from costly cleanups and ongoing potentially hazardous conditions.</p>
Is revenue a fixed amount or can it be adjusted?	
Is the expenditure of these revenues restricted?	
Additional information or comments.	

Form 680 — 856 - MOF Swap Q02 to Q01 & Q07

8564 - Office of Management and Finance

MEANS OF FINANCING

	Amount
STATE GENERAL FUND (Direct)	—
STATE GENERAL FUND BY:	—
INTERAGENCY TRANSFERS	—
FEES & SELF-GENERATED	—
STATUTORY DEDICATIONS	—
FEDERAL FUNDS	—
TOTAL MEANS OF FINANCING	—

EXPENDITURES

	Amount
Salaries	—
Other Compensation	—
Related Benefits	—
TOTAL PERSONAL SERVICES	—
Travel	—
Operating Services	—
Supplies	—
TOTAL OPERATING EXPENSES	—
PROFESSIONAL SERVICES	—
Other Charges	—
Debt Service	—
Interagency Transfers	—
TOTAL OTHER CHARGES	—
Acquisitions	—
Major Repairs	—
TOTAL ACQ. & MAJOR REPAIRS	—
TOTAL EXPENDITURES	—

AUTHORIZED POSITIONS

	FTE
Classified	—
Unclassified	—
TOTAL AUTHORIZED T.O. FTE POSITIONS	—
TOTAL AUTHORIZED OTHER CHARGES POSITIONS	—
TOTAL NON-T.O. FTE POSITIONS	—

Statutory Dedications

	Amount
Environmental Trust Fund	(1,255,000)
Hazardous Waste Site Cleanup Fund	1,200,000
Lead Hazard Reduction Fund	55,000
Total:	—

Question	Narrative Response
Explain the need for this request.	It was determined that Indirect costs needs to be applied beginning in FY20 to the HWSCF (Q01) and Lead (Q07)
Cite performance indicators for the adjustment.	
What would the impact be if this is not funded?	
Is revenue a fixed amount or can it be adjusted?	
Is the expenditure of these revenues restricted?	
Additional information or comments.	

Form 690 — 856 - MOF Swap from Q0200 to Q02SG

8561 - Office of the Secretary

MEANS OF FINANCING

	Amount
STATE GENERAL FUND (Direct)	—
STATE GENERAL FUND BY:	—
INTERAGENCY TRANSFERS	—
FEES & SELF-GENERATED	6,396,522
STATUTORY DEDICATIONS	(6,396,522)
FEDERAL FUNDS	—
TOTAL MEANS OF FINANCING	—

EXPENDITURES

	Amount
Salaries	—
Other Compensation	—
Related Benefits	—
TOTAL PERSONAL SERVICES	—
Travel	—
Operating Services	—
Supplies	—
TOTAL OPERATING EXPENSES	—
PROFESSIONAL SERVICES	—
Other Charges	—
Debt Service	—
Interagency Transfers	—
TOTAL OTHER CHARGES	—
Acquisitions	—
Major Repairs	—
TOTAL ACQ. & MAJOR REPAIRS	—
TOTAL EXPENDITURES	—

AUTHORIZED POSITIONS

	FTE
Classified	—
Unclassified	—
TOTAL AUTHORIZED T.O. FTE POSITIONS	—
TOTAL AUTHORIZED OTHER CHARGES POSITIONS	—
TOTAL NON-T.O. FTE POSITIONS	—

Fees and Self-Generated

	Amount
Environmental Trust Fund	6,396,522
Total:	\$6,396,522

Statutory Dedications

	Amount
Environmental Trust Fund	(6,396,522)
Total:	\$(6,396,522)

8562 - Office of Environmental Compliance

MEANS OF FINANCING

	Amount
STATE GENERAL FUND (Direct)	—
STATE GENERAL FUND BY:	—
INTERAGENCY TRANSFERS	—
FEES & SELF-GENERATED	20,541,387
STATUTORY DEDICATIONS	(20,541,387)
FEDERAL FUNDS	—
TOTAL MEANS OF FINANCING	—

EXPENDITURES

	Amount
Salaries	—
Other Compensation	—
Related Benefits	—
TOTAL PERSONAL SERVICES	—
Travel	—
Operating Services	—
Supplies	—
TOTAL OPERATING EXPENSES	—
PROFESSIONAL SERVICES	—
Other Charges	—
Debt Service	—
Interagency Transfers	—
TOTAL OTHER CHARGES	—
Acquisitions	—
Major Repairs	—
TOTAL ACQ. & MAJOR REPAIRS	—
TOTAL EXPENDITURES	—

AUTHORIZED POSITIONS

	FTE
Classified	—
Unclassified	—
TOTAL AUTHORIZED T.O. FTE POSITIONS	—
TOTAL AUTHORIZED OTHER CHARGES POSITIONS	—
TOTAL NON-T.O. FTE POSITIONS	—

Fees and Self-Generated

	Amount
Environmental Trust Fund	20,541,387
Total:	\$20,541,387

Statutory Dedications

	Amount
Environmental Trust Fund	(20,541,387)
Total:	\$(20,541,387)

8563 - Office of Environmental Services

MEANS OF FINANCING

	Amount
STATE GENERAL FUND (Direct)	—
STATE GENERAL FUND BY:	—
INTERAGENCY TRANSFERS	—
FEES & SELF-GENERATED	11,198,132
STATUTORY DEDICATIONS	(11,198,132)
FEDERAL FUNDS	—
TOTAL MEANS OF FINANCING	—

EXPENDITURES

	Amount
Salaries	—
Other Compensation	—
Related Benefits	—
TOTAL PERSONAL SERVICES	—
Travel	—
Operating Services	—
Supplies	—
TOTAL OPERATING EXPENSES	—
PROFESSIONAL SERVICES	—
Other Charges	—
Debt Service	—
Interagency Transfers	—
TOTAL OTHER CHARGES	—
Acquisitions	—
Major Repairs	—
TOTAL ACQ. & MAJOR REPAIRS	—
TOTAL EXPENDITURES	—

AUTHORIZED POSITIONS

	FTE
Classified	—
Unclassified	—
TOTAL AUTHORIZED T.O. FTE POSITIONS	—
TOTAL AUTHORIZED OTHER CHARGES POSITIONS	—
TOTAL NON-T.O. FTE POSITIONS	—

Fees and Self-Generated

	Amount
Environmental Trust Fund	11,198,132
Total:	\$11,198,132

Statutory Dedications

	Amount
Environmental Trust Fund	(11,198,132)
Total:	\$(11,198,132)

8564 - Office of Management and Finance

MEANS OF FINANCING

	Amount
STATE GENERAL FUND (Direct)	—
STATE GENERAL FUND BY:	—
INTERAGENCY TRANSFERS	—
FEES & SELF-GENERATED	18,942,975
STATUTORY DEDICATIONS	(18,942,975)
FEDERAL FUNDS	—
TOTAL MEANS OF FINANCING	—

EXPENDITURES

	Amount
Salaries	—
Other Compensation	—
Related Benefits	—
TOTAL PERSONAL SERVICES	—
Travel	—
Operating Services	—
Supplies	—
TOTAL OPERATING EXPENSES	—
PROFESSIONAL SERVICES	—
Other Charges	—
Debt Service	—
Interagency Transfers	—
TOTAL OTHER CHARGES	—
Acquisitions	—
Major Repairs	—
TOTAL ACQ. & MAJOR REPAIRS	—
TOTAL EXPENDITURES	—

AUTHORIZED POSITIONS

	FTE
Classified	—
Unclassified	—
TOTAL AUTHORIZED T.O. FTE POSITIONS	—
TOTAL AUTHORIZED OTHER CHARGES POSITIONS	—
TOTAL NON-T.O. FTE POSITIONS	—

Fees and Self-Generated

	Amount
Environmental Trust Fund	18,942,975
Total:	\$18,942,975

Statutory Dedications

	Amount
Environmental Trust Fund	(18,942,975)
Total:	\$(18,942,975)

8565 - Office of Environmental Assessment

MEANS OF FINANCING

	Amount
STATE GENERAL FUND (Direct)	—
STATE GENERAL FUND BY:	—
INTERAGENCY TRANSFERS	—
FEES & SELF-GENERATED	18,211,942
STATUTORY DEDICATIONS	(18,211,942)
FEDERAL FUNDS	—
TOTAL MEANS OF FINANCING	—

EXPENDITURES

	Amount
Salaries	—
Other Compensation	—
Related Benefits	—
TOTAL PERSONAL SERVICES	—
Travel	—
Operating Services	—
Supplies	—
TOTAL OPERATING EXPENSES	—
PROFESSIONAL SERVICES	—
Other Charges	—
Debt Service	—
Interagency Transfers	—
TOTAL OTHER CHARGES	—
Acquisitions	—
Major Repairs	—
TOTAL ACQ. & MAJOR REPAIRS	—
TOTAL EXPENDITURES	—

AUTHORIZED POSITIONS

	FTE
Classified	—
Unclassified	—
TOTAL AUTHORIZED T.O. FTE POSITIONS	—
TOTAL AUTHORIZED OTHER CHARGES POSITIONS	—
TOTAL NON-T.O. FTE POSITIONS	—

Fees and Self-Generated

	Amount
Environmental Trust Fund	18,211,942
Total:	\$18,211,942

Statutory Dedications

	Amount
Environmental Trust Fund	(18,211,942)
Total:	\$(18,211,942)

Question	Narrative Response
Explain the need for this request.	Environmental Trust Fund (ETF - Q02) was reclassified as fees and self-generated revenues. This MOF Swap will change ETF to self-generated revenues from statutorily dedicated fund account.
Cite performance indicators for the adjustment.	
What would the impact be if this is not funded?	
Is revenue a fixed amount or can it be adjusted?	
Is the expenditure of these revenues restricted?	
Additional information or comments.	

Form 698 — 856 Leg Auditors Adj

8564 - Office of Management and Finance

MEANS OF FINANCING

	Amount
STATE GENERAL FUND (Direct)	—
STATE GENERAL FUND BY:	—
INTERAGENCY TRANSFERS	—
FEES & SELF-GENERATED	(4,041)
STATUTORY DEDICATIONS	—
FEDERAL FUNDS	—
TOTAL MEANS OF FINANCING	\$(4,041)

EXPENDITURES

	Amount
Salaries	—
Other Compensation	—
Related Benefits	—
TOTAL PERSONAL SERVICES	—
Travel	—
Operating Services	—
Supplies	—
TOTAL OPERATING EXPENSES	—
PROFESSIONAL SERVICES	—
Other Charges	—
Debt Service	—
Interagency Transfers	(4,041)
TOTAL OTHER CHARGES	\$(4,041)
Acquisitions	—
Major Repairs	—
TOTAL ACQ. & MAJOR REPAIRS	—
TOTAL EXPENDITURES	\$(4,041)

AUTHORIZED POSITIONS

	FTE
Classified	—
Unclassified	—
TOTAL AUTHORIZED T.O. FTE POSITIONS	—
TOTAL AUTHORIZED OTHER CHARGES POSITIONS	—
TOTAL NON-T.O. FTE POSITIONS	—

Fees and Self-Generated

	Amount
Environmental Trust Fund	(4,041)
Total:	\$(4,041)

Statutory Dedications

	Amount
Total:	—

Question	Narrative Response
Explain the need for this request.	
Cite performance indicators for the adjustment.	
What would the impact be if this is not funded?	
Is revenue a fixed amount or can it be adjusted?	
Is the expenditure of these revenues restricted?	
Additional information or comments.	

Form 825 — 856 - Conversion of Non-TO Positions to TO Positions

8561 - Office of the Secretary

MEANS OF FINANCING

	Amount
STATE GENERAL FUND (Direct)	—
STATE GENERAL FUND BY:	—
INTERAGENCY TRANSFERS	—
FEES & SELF-GENERATED	187,607
STATUTORY DEDICATIONS	—
FEDERAL FUNDS	—
TOTAL MEANS OF FINANCING	\$187,607

EXPENDITURES

	Amount
Salaries	124,942
Other Compensation	—
Related Benefits	62,665
TOTAL PERSONAL SERVICES	\$187,607
Travel	—
Operating Services	—
Supplies	—
TOTAL OPERATING EXPENSES	—
PROFESSIONAL SERVICES	—
Other Charges	—
Debt Service	—
Interagency Transfers	—
TOTAL OTHER CHARGES	—
Acquisitions	—
Major Repairs	—
TOTAL ACQ. & MAJOR REPAIRS	—
TOTAL EXPENDITURES	\$187,607

AUTHORIZED POSITIONS

	FTE
Classified	2
Unclassified	—
TOTAL AUTHORIZED T.O. FTE POSITIONS	2
TOTAL AUTHORIZED OTHER CHARGES POSITIONS	—
TOTAL NON-T.O. FTE POSITIONS	—

Fees and Self-Generated

	Amount
Environmental Trust Fund	187,607
Total:	\$187,607

Statutory Dedications

	Amount
Total:	—

8564 - Office of Management and Finance

MEANS OF FINANCING

	Amount
STATE GENERAL FUND (Direct)	—
STATE GENERAL FUND BY:	—
INTERAGENCY TRANSFERS	—
FEES & SELF-GENERATED	74,305
STATUTORY DEDICATIONS	—
FEDERAL FUNDS	—
TOTAL MEANS OF FINANCING	\$74,305

EXPENDITURES

	Amount
Salaries	52,272
Other Compensation	—
Related Benefits	22,033
TOTAL PERSONAL SERVICES	\$74,305
Travel	—
Operating Services	—
Supplies	—
TOTAL OPERATING EXPENSES	—
PROFESSIONAL SERVICES	—
Other Charges	—
Debt Service	—
Interagency Transfers	—
TOTAL OTHER CHARGES	—
Acquisitions	—
Major Repairs	—
TOTAL ACQ. & MAJOR REPAIRS	—
TOTAL EXPENDITURES	\$74,305

AUTHORIZED POSITIONS

	FTE
Classified	1
Unclassified	—
TOTAL AUTHORIZED T.O. FTE POSITIONS	1
TOTAL AUTHORIZED OTHER CHARGES POSITIONS	—
TOTAL NON-T.O. FTE POSITIONS	—

Fees and Self-Generated

	Amount
Environmental Trust Fund	74,305
Total:	\$74,305

Statutory Dedications

	Amount
Total:	—

Question	Narrative Response
<p>Explain the need for this request.</p>	<p>To ensure that the necessary staff at the department are properly reflected in our TO we are requesting that the three Job Appointment Positions described below can be converted to classified TO positions: Office of Secretary Public Information Position This position is the only backup for graphics arts jobs. When the graphics artist is on vacation or out sick, this position picks up the newsletter layout work and fills in on brochures, flyers, etc. This position is also the main person for video and social media work for the department and is also part of the writing team, answers press inquiries, sets up press conferences and schedules media events. The person in the position does high quality work that benefits the department. Office of Secretary Legal Affairs Position The Enforcement Section serves the Office of Environmental Compliance, which is responsible for a multitude of enforcement and remediation issues around the State. Currently, the Enforcement Section is handling close to 500 cases. This includes settlements in various stages, cases in judicial districts across the State and cases at the Division of Administrative Law. This number also includes high profile litigation involving Tidewater, and Harrelson, both of which involve the Department seeking reimbursement of millions of dollars or trying to avoid spending millions of dollars. This position has played an integral part on both of these litigation teams and is also being trained in other areas such as bankruptcy, waste tires and remediation. The huge volume of work necessitates that this position be maintained. Office of Management and Finance HR Position The overall volume of work necessitates a ratio of 1 full time HR staff member per 100 LDEQ staff members. This is the ratio that other comparably sized agencies currently maintain between their HR staff and agency staff.</p>
<p>Cite performance indicators for the adjustment.</p>	<p>N/A</p>
<p>What would the impact be if this is not funded?</p>	<p>Office of Secretary Public Information Position -If this position were not funded, it would impede the department's ability to maintain a consistent response to graphics and video work requests and constrain the public information officer's ability to respond to some requests for communications coverage. Office of Secretary Legal Affairs Position - If this position were not funded, it would place a hardship on the Section in that new cases come in on practically a daily bases adding to the existing volume of work. The case load of this position would have to be absorbed by other attorneys and the Section as well as the entire Legal Division would lose the benefit of this position's extensive litigation experience. Office of Management and Finance HR Position - At present, HR Division functions with a total of 7 staff: 6 permanent (TO) staff members and 1 full time staff who is a job appointment. The duties performed by the job appointed staff member are integral to the overall functioning of the LDEQ's HR Division. The job appointment currently handles ongoing Human Resources staff duties. Not converting this job appointment to a TO position would require the reduced HR staff to invest a significant amount of over time in order to maintain productivity levels. In addition, the reduced staff, in attempting to maintain these productivity levels, would be more likely to make errors, which would negatively impact current employees, applicants, retirees, and the LDEQ as a whole.</p>
<p>Is revenue a fixed amount or can it be adjusted?</p>	
<p>Is the expenditure of these revenues restricted?</p>	
<p>Additional information or comments.</p>	

Form 865 — 856 - Budget Reduction for ETF

8561 - Office of the Secretary

MEANS OF FINANCING

	Amount
STATE GENERAL FUND (Direct)	—
STATE GENERAL FUND BY:	—
INTERAGENCY TRANSFERS	—
FEES & SELF-GENERATED	(50,000)
STATUTORY DEDICATIONS	—
FEDERAL FUNDS	—
TOTAL MEANS OF FINANCING	\$(50,000)

EXPENDITURES

	Amount
Salaries	—
Other Compensation	—
Related Benefits	—
TOTAL PERSONAL SERVICES	—
Travel	(10,000)
Operating Services	(7,000)
Supplies	(10,000)
TOTAL OPERATING EXPENSES	\$(27,000)
PROFESSIONAL SERVICES	—
Other Charges	—
Debt Service	—
Interagency Transfers	(23,000)
TOTAL OTHER CHARGES	\$(23,000)
Acquisitions	—
Major Repairs	—
TOTAL ACQ. & MAJOR REPAIRS	—
TOTAL EXPENDITURES	\$(50,000)

AUTHORIZED POSITIONS

	FTE
Classified	—
Unclassified	—
TOTAL AUTHORIZED T.O. FTE POSITIONS	—
TOTAL AUTHORIZED OTHER CHARGES POSITIONS	—
TOTAL NON-T.O. FTE POSITIONS	—

Fees and Self-Generated

	Amount
Environmental Trust Fund	(50,000)
Total:	\$(50,000)

Statutory Dedications

	Amount
Total:	—

8562 - Office of Environmental Compliance

MEANS OF FINANCING

	Amount
STATE GENERAL FUND (Direct)	—
STATE GENERAL FUND BY:	—
INTERAGENCY TRANSFERS	—
FEES & SELF-GENERATED	(100,000)
STATUTORY DEDICATIONS	—
FEDERAL FUNDS	—
TOTAL MEANS OF FINANCING	\$(100,000)

EXPENDITURES

	Amount
Salaries	—
Other Compensation	—
Related Benefits	—
TOTAL PERSONAL SERVICES	—
Travel	(7,000)
Operating Services	(20,000)
Supplies	(53,000)
TOTAL OPERATING EXPENSES	\$(80,000)
PROFESSIONAL SERVICES	—
Other Charges	—
Debt Service	—
Interagency Transfers	(20,000)
TOTAL OTHER CHARGES	\$(20,000)
Acquisitions	—
Major Repairs	—
TOTAL ACQ. & MAJOR REPAIRS	—
TOTAL EXPENDITURES	\$(100,000)

AUTHORIZED POSITIONS

	FTE
Classified	—
Unclassified	—
TOTAL AUTHORIZED T.O. FTE POSITIONS	—
TOTAL AUTHORIZED OTHER CHARGES POSITIONS	—
TOTAL NON-T.O. FTE POSITIONS	—

Fees and Self-Generated

	Amount
Environmental Trust Fund	(100,000)
Total:	\$(100,000)

Statutory Dedications

	Amount
Total:	—

8563 - Office of Environmental Services

MEANS OF FINANCING

	Amount
STATE GENERAL FUND (Direct)	—
STATE GENERAL FUND BY:	—
INTERAGENCY TRANSFERS	—
FEES & SELF-GENERATED	(15,000)
STATUTORY DEDICATIONS	—
FEDERAL FUNDS	—
TOTAL MEANS OF FINANCING	\$(15,000)

EXPENDITURES

	Amount
Salaries	—
Other Compensation	—
Related Benefits	—
TOTAL PERSONAL SERVICES	—
Travel	—
Operating Services	(10,000)
Supplies	(3,000)
TOTAL OPERATING EXPENSES	\$(13,000)
PROFESSIONAL SERVICES	—
Other Charges	—
Debt Service	—
Interagency Transfers	(2,000)
TOTAL OTHER CHARGES	\$(2,000)
Acquisitions	—
Major Repairs	—
TOTAL ACQ. & MAJOR REPAIRS	—
TOTAL EXPENDITURES	\$(15,000)

AUTHORIZED POSITIONS

	FTE
Classified	—
Unclassified	—
TOTAL AUTHORIZED T.O. FTE POSITIONS	—
TOTAL AUTHORIZED OTHER CHARGES POSITIONS	—
TOTAL NON-T.O. FTE POSITIONS	—

Fees and Self-Generated

	Amount
Environmental Trust Fund	(15,000)
Total:	\$(15,000)

Statutory Dedications

	Amount
Total:	—

8564 - Office of Management and Finance

MEANS OF FINANCING

	Amount
STATE GENERAL FUND (Direct)	—
STATE GENERAL FUND BY:	—
INTERAGENCY TRANSFERS	—
FEES & SELF-GENERATED	(260,000)
STATUTORY DEDICATIONS	—
FEDERAL FUNDS	—
TOTAL MEANS OF FINANCING	\$(260,000)

EXPENDITURES

	Amount
Salaries	—
Other Compensation	—
Related Benefits	—
TOTAL PERSONAL SERVICES	—
Travel	—
Operating Services	(260,000)
Supplies	—
TOTAL OPERATING EXPENSES	\$(260,000)
PROFESSIONAL SERVICES	—
Other Charges	—
Debt Service	—
Interagency Transfers	—
TOTAL OTHER CHARGES	—
Acquisitions	—
Major Repairs	—
TOTAL ACQ. & MAJOR REPAIRS	—
TOTAL EXPENDITURES	\$(260,000)

AUTHORIZED POSITIONS

	FTE
Classified	—
Unclassified	—
TOTAL AUTHORIZED T.O. FTE POSITIONS	—
TOTAL AUTHORIZED OTHER CHARGES POSITIONS	—
TOTAL NON-T.O. FTE POSITIONS	—

Fees and Self-Generated

	Amount
Environmental Trust Fund	(260,000)
Total:	\$(260,000)

Statutory Dedications

	Amount
Total:	—

8565 - Office of Environmental Assessment

MEANS OF FINANCING

	Amount
STATE GENERAL FUND (Direct)	—
STATE GENERAL FUND BY:	—
INTERAGENCY TRANSFERS	—
FEES & SELF-GENERATED	(25,000)
STATUTORY DEDICATIONS	—
FEDERAL FUNDS	—
TOTAL MEANS OF FINANCING	\$(25,000)

EXPENDITURES

	Amount
Salaries	—
Other Compensation	—
Related Benefits	—
TOTAL PERSONAL SERVICES	—
Travel	—
Operating Services	—
Supplies	—
TOTAL OPERATING EXPENSES	—
PROFESSIONAL SERVICES	—
Other Charges	—
Debt Service	—
Interagency Transfers	(25,000)
TOTAL OTHER CHARGES	\$(25,000)
Acquisitions	—
Major Repairs	—
TOTAL ACQ. & MAJOR REPAIRS	—
TOTAL EXPENDITURES	\$(25,000)

AUTHORIZED POSITIONS

	FTE
Classified	—
Unclassified	—
TOTAL AUTHORIZED T.O. FTE POSITIONS	—
TOTAL AUTHORIZED OTHER CHARGES POSITIONS	—
TOTAL NON-T.O. FTE POSITIONS	—

Fees and Self-Generated

	Amount
Environmental Trust Fund	(25,000)
Total:	\$(25,000)

Statutory Dedications

	Amount
Total:	—

Question	Narrative Response
Explain the need for this request.	Budget must be reduced to the projected level of revenue in Q02 Environmental Trust Fund.
Cite performance indicators for the adjustment.	N/A
What would the impact be if this is not funded?	N/A
Is revenue a fixed amount or can it be adjusted?	Can be adjusted.
Is the expenditure of these revenues restricted?	No.
Additional information or comments.	

Form 867 — 856-CB8-MFTF Increase due to RSIQs

8564 - Office of Management and Finance

MEANS OF FINANCING

	Amount
STATE GENERAL FUND (Direct)	—
STATE GENERAL FUND BY:	—
INTERAGENCY TRANSFERS	—
FEES & SELF-GENERATED	—
STATUTORY DEDICATIONS	1,000,000
FEDERAL FUNDS	—
TOTAL MEANS OF FINANCING	\$1,000,000

EXPENDITURES

	Amount
Salaries	—
Other Compensation	—
Related Benefits	—
TOTAL PERSONAL SERVICES	—
Travel	—
Operating Services	—
Supplies	—
TOTAL OPERATING EXPENSES	—
PROFESSIONAL SERVICES	—
Other Charges	1,000,000
Debt Service	—
Interagency Transfers	—
TOTAL OTHER CHARGES	\$1,000,000
Acquisitions	—
Major Repairs	—
TOTAL ACQ. & MAJOR REPAIRS	—
TOTAL EXPENDITURES	\$1,000,000

AUTHORIZED POSITIONS

	FTE
Classified	—
Unclassified	—
TOTAL AUTHORIZED T.O. FTE POSITIONS	—
TOTAL AUTHORIZED OTHER CHARGES POSITIONS	—
TOTAL NON-T.O. FTE POSITIONS	—

Statutory Dedications

	Amount
Motor Fuels Underground Tank	1,000,000
Total:	\$1,000,000

Question	Narrative Response
Explain the need for this request.	<p>The Louisiana Department of Environmental Quality (LDEQ), Office of Environmental Assessment (OEA), Underground Storage Tank Division (USTD) required the services of Response Action Contractors (RACs) to perform abandoned Underground Storage Tank (UST) response action activities at UST sites for unknown/undetermined, unresponsive, and/or financially unable UST owners. The Request for Statement of Interest and Qualifications (RSIQ) to perform the response action activities was posted on the LDEQ website for all interested contractors. On or around October 16, 2019, Contract Work Agreements have been executed with four (4) RACs to conduct remedial response actions at sites identified in four specific regions of the state. The Contract Work Agreements were the final element for the formation of the Assessment/Remediation component of the Abandoned Tank Closure and Assessment Program. The USTD projects the assignment of six (6) to eight (8) UST sites per region annually with work orders to implement remedial response actions. Each UST site could have multiple work orders, depending on site requirements and conditions. The USTD will continue to administer the established Tank Closure component of the Abandoned Tank Closure and Assessment Program annually. The USTD projects the assignment of twelve (12) UST sites annually for UST closure or removal. The justification for the increase of budget funds for Fiscal Year 2020-2021 is based on the formation of the Remediation component of the abandoned tank program and projected costs for remedial response actions and the continued tank closure/removal activities.</p>
Cite performance indicators for the adjustment.	N/A
What would the impact be if this is not funded?	Work may be delayed or we will not be able to pay the contractors if there is not enough budget available to perform the work.
Is revenue a fixed amount or can it be adjusted?	It can be adjusted.
Is the expenditure of these revenues restricted?	Yes
Additional information or comments.	

Form 869 — 856 - Acquisitions

8561 - Office of the Secretary

MEANS OF FINANCING

	Amount
STATE GENERAL FUND (Direct)	—
STATE GENERAL FUND BY:	—
INTERAGENCY TRANSFERS	—
FEES & SELF-GENERATED	105,000
STATUTORY DEDICATIONS	—
FEDERAL FUNDS	—
TOTAL MEANS OF FINANCING	\$105,000

EXPENDITURES

	Amount
Salaries	—
Other Compensation	—
Related Benefits	—
TOTAL PERSONAL SERVICES	—
Travel	—
Operating Services	—
Supplies	—
TOTAL OPERATING EXPENSES	—
PROFESSIONAL SERVICES	—
Other Charges	—
Debt Service	—
Interagency Transfers	—
TOTAL OTHER CHARGES	—
Acquisitions	105,000
Major Repairs	—
TOTAL ACQ. & MAJOR REPAIRS	\$105,000
TOTAL EXPENDITURES	\$105,000

AUTHORIZED POSITIONS

	FTE
Classified	—
Unclassified	—
TOTAL AUTHORIZED T.O. FTE POSITIONS	—
TOTAL AUTHORIZED OTHER CHARGES POSITIONS	—
TOTAL NON-T.O. FTE POSITIONS	—

Fees and Self-Generated

	Amount
Environmental Trust Fund	105,000
Total:	\$105,000

Statutory Dedications

	Amount
Total:	—

8562 - Office of Environmental Compliance

MEANS OF FINANCING

	Amount
STATE GENERAL FUND (Direct)	—
STATE GENERAL FUND BY:	—
INTERAGENCY TRANSFERS	—
FEES & SELF-GENERATED	413,100
STATUTORY DEDICATIONS	—
FEDERAL FUNDS	—
TOTAL MEANS OF FINANCING	\$413,100

EXPENDITURES

	Amount
Salaries	—
Other Compensation	—
Related Benefits	—
TOTAL PERSONAL SERVICES	—
Travel	—
Operating Services	—
Supplies	—
TOTAL OPERATING EXPENSES	—
PROFESSIONAL SERVICES	—
Other Charges	—
Debt Service	—
Interagency Transfers	—
TOTAL OTHER CHARGES	—
Acquisitions	413,100
Major Repairs	—
TOTAL ACQ. & MAJOR REPAIRS	\$413,100
TOTAL EXPENDITURES	\$413,100

AUTHORIZED POSITIONS

	FTE
Classified	—
Unclassified	—
TOTAL AUTHORIZED T.O. FTE POSITIONS	—
TOTAL AUTHORIZED OTHER CHARGES POSITIONS	—
TOTAL NON-T.O. FTE POSITIONS	—

Fees and Self-Generated

	Amount
Environmental Trust Fund	413,100
Total:	\$413,100

Statutory Dedications

	Amount
Total:	—

8565 - Office of Environmental Assessment

MEANS OF FINANCING

	Amount
STATE GENERAL FUND (Direct)	—
STATE GENERAL FUND BY:	—
INTERAGENCY TRANSFERS	—
FEES & SELF-GENERATED	640,300
STATUTORY DEDICATIONS	—
FEDERAL FUNDS	—
TOTAL MEANS OF FINANCING	\$640,300

EXPENDITURES

	Amount
Salaries	—
Other Compensation	—
Related Benefits	—
TOTAL PERSONAL SERVICES	—
Travel	—
Operating Services	—
Supplies	—
TOTAL OPERATING EXPENSES	—
PROFESSIONAL SERVICES	—
Other Charges	—
Debt Service	—
Interagency Transfers	—
TOTAL OTHER CHARGES	—
Acquisitions	640,300
Major Repairs	—
TOTAL ACQ. & MAJOR REPAIRS	\$640,300
TOTAL EXPENDITURES	\$640,300

AUTHORIZED POSITIONS

	FTE
Classified	—
Unclassified	—
TOTAL AUTHORIZED T.O. FTE POSITIONS	—
TOTAL AUTHORIZED OTHER CHARGES POSITIONS	—
TOTAL NON-T.O. FTE POSITIONS	—

Fees and Self-Generated

	Amount
Environmental Trust Fund	640,300
Total:	\$640,300

Statutory Dedications

	Amount
Total:	—

Question	Narrative Response
Explain the need for this request.	Replacement vehicles and equipment. See the attached list.
Cite performance indicators for the adjustment.	
What would the impact be if this is not funded?	
Is revenue a fixed amount or can it be adjusted?	
Is the expenditure of these revenues restricted?	
Additional information or comments.	

**FY 2020-2021 REQUEST
REPLACEMENT OF EXISTING VEHICLES
PROGRAM: OFFICE OF THE SECRETARY**

BR-20B

BUSINESS AND COMMUNITY OUTREACH DIVISION

PRIORITY NO.	VEHICLE DESCRIPTION	VEHICLE IDENTIFICATION NO.	VEHICLE LICENSE NO.	ACCUMULATED MILEAGE AT 8/31/19	DETAIL JUSTIFICATION	COST	FUND
1	2007 Ford Fusion	3FAHPO07101R183204	200191	240,704	This vehicle has escalating maintenance costs and increasingly poor dependability. Additional repairs will be needed in order to keep the vehicle operational.	17,000	Q02 ETF
2	2007 Ford Fusion	3FAHP07197R183203	200194	225,191	This vehicle has escalating maintenance costs and increasingly poor dependability. Additional repairs will be needed in order to keep the vehicle operational.	17,000	Q02 ETF
3	2007 Dodge Durango	1D8HD38P37F543510	199265	154,678	This vehicle is not being driven. This vehicle has escalating maintenance costs and increasingly poor dependability. Additional repairs will be needed in order to make the vehicle operational.	25,000	Q02 ETF
4	2004 Dodge Durango	1D4HD38NO4F136687	187234	161,725	This vehicle is not being driven. This vehicle has escalating maintenance costs and increasingly poor dependability. Additional repairs will be needed in order to make the vehicle operational.	25,000	Q02 ETF
5	2008 Dodge Charger	2B3KA43R58H239480	212011	80,528	This vehicle has escalating maintenance costs and increasingly poor dependability. Additional repairs will be needed in order to keep the vehicle operational.	21,000	Q02 ETF
TOTAL						105,000	

**FY 2020-2021 REQUEST
REPLACEMENT OF EXISTING VEHICLES
PROGRAM: OFFICE OF ENVIRONMENTAL COMPLIANCE**

BR-20B

PRIORITY NO.	VEHICLE DESCRIPTION	VEHICLE IDENTIFICATION NO.	VEHICLE LICENSE NO.	ACCUMULATED MILEAGE AT 8/31/19	DETAIL JUSTIFICATION	TOTAL COST	FUND
1	2008 Dodge Durango	1D8HD38N48F140894	LA206994	153,704	Replace due to high mileage and age. This vehicle is used by the Department's Emergency Response Section and is constantly being used in remote, off road situations which makes it imperative to have a reliable vehicle. The vehicle is accruing more expenses than the value of the vehicle and repairs are becoming more frequent. Additionally, this vehicle is used for out of state travel for training and governmental drills. This vehicle is beginning to become too unreliable to be utilized for long distance travel. The replacement vehicle requested is a 4-wheel drive Chevrolet Tahoe.	35,000	Q02 ETF
2	2008 Chevy Uplander	1GNDU23W88D158907	212016	111,572	Replace due to excessive maintenance costs. This vehicle is continuously in the shop for repairs. Vehicle suddenly kills leaving drivers stranded. This vehicle is down many times, sometimes at 30 day increments, due to malfunctions.	25,000	Q02 ETF
3	2005 Ford F-150	1FTRX12W95NA81617	187491	121,160	Replace due to an excessive age, safety concerns (extended cab doors are not operational), high mileage, escalating maintenance costs, and increasing poor dependability.	25,000	Q02 ETF
4	2008 Dodge Ram 1500	1D7HA18N88J181205	206991	120,854	Replace aging vehicle with high mileage and escalating repair costs.	25,000	Q02 ETF
5	2004 Dodge Durango	1D4H1D38N14F14001	187241	166,944	Replace due to excessive maintenance costs. During the past year, almost \$3000 was spent for repair work done on this vehicle. This does not include regular maintenance such as tires and oil changes. The vehicle is now only used for local inspection and site visit duties as it is not advisable to use it for out of town inspections, site visits or necessary trainings.	25,000	Q02 ETF
6	2008 Dodge Nitro	1D8GT28K18W196791	212014	180,478	Replace aging vehicle with high mileage and costly repairs.	25,000	Q02 ETF
7	2004 Dodge Durango	1D4HB38N44F142789	187243	161,725	Replace aging vehicle with high mileage and costly repairs.	25,000	Q02 ETF
TOTAL						185,000	

**FY 2020-2021 REQUEST
REPLACEMENT OF EXISTING VEHICLES
PROGRAM: OFFICE OF ENVIRONMENTAL ASSESSMENT**

BR-20B

PRIORITY NO.	VEHICLE DESCRIPTION	VEHICLE IDENTIFICATION NO.	VEHICLE LICENSE NO.	ACCUMULATED MILEAGE AT 8/31/19	DETAIL JUSTIFICATION	TOTAL COST	FUND
1	2007 Ford Expedition	1FMFU16507LA62901	203648	238,560	This vehicle has accumulated almost 239,000 miles and is averaging \$2,000 per year in repairs. This vehicle poses a risk to employees safety during breakdown or failure resulting from high usage. This vehicle needs to be replaced with state contract spacial service vehicle. This vehicle is used in off-road conditions as part of the Water Surveys program.	37,100	Q02 ETF
2	2007 Dodge RAM 1500	1D7HU18247J579247	199287	126,832	This vehicle is 12 years old with relatively high mileage. New tires and shocks were needed in August 2017. In December 2017, all braker rotors were resurfaced, throttle body cleaned, wheel bearings replaced and rear brake job was done. In 2014 the fan clutch, thermostat and radiator fan assembly were replaced. The AC compressor and drier were also replaced. Vehicle had a front brake job in 2012. The front bumper is beginning to come loose. Door weather stripping is coming loose and will leak if not popped back into place. Timing belt and water pump will need to be replaced soon.	30,000	Q02 ETF
3	2008 Chevrelet Uplander	1GNDU23WX8D158505	212009	103,963	This vehicle is 11 years old with relatively high mileage. In June 2016, the vehicle required engine repairs. Speed sensor and purge valve were replaced in June 2017. New battery replaced in July 2017. Tire replaced in March 2017. AC blower replaced, tire replaced, wheel alignment, and rear hub work done in April 2016. Ceiling headliner inside is detaching. Power locks are starting to fail. Radio is broken. Windshield needs to be replaced.	30,000	Q02 ETF
TOTAL						97,100	

**FY 2020-2021 EQUIPMENT REQUEST
REPLACEMENT EQUIPMENT
PROGRAM: OFFICE OF ENVIRONMENTAL COMPLIANCE**

EMERGENCY RESPONSE AND RADIOLOGICAL SERVICES DIVISION

BR-20A

PRIORITY NO.	OBJECT CODE	EQUIPMENT TYPE	DETAILED JUSTIFICATION	COST	FUND
1	5700000 Acquisitions	Radioisotope Identifier	This instrument immediately identifies Mixed Isotopes and can greatly aid LDEQ in emergency response situations. The Radiation Section needs to be able to position this instrument appropriately for better coverage within the State and allow the Section to more quickly respond as emergencies arise with a newer model.	15,000	Q02 ETF
2	5700000 Acquisitions	Light Field Alignment Tool	To replace old and broken alignment tools that are currently in use. These new tools will make inspections faster and less complicated for inspectors.	2,500	Q02 ETF
3	5700000 Acquisitions	Alarm Rate Meters	To replace old outdated equipment currently in use. Several of the field inspectors are currently unequipped with alarm rate meters and this equipment is required for Industrial Radiography field inspections.	4,200	Q02 ETF
4	5700000 Acquisitions	Scaler	To replace two scalers to fully equip the radiological emergency response field teams. It is imperative that each field team be fully equipped to monitor and assess radiological conditions associated with a nuclear release. The data that is generated by the field teams is used to make critical decisions regarding exposure, human health and guide evacuation recommendations.	14,000	Q02 ETF
5	5700000 Acquisitions	Stationary Air Sampler	These newer samplers will expand the Section's ability to monitor atmospheric conditions around the nuclear power plants. The samplers will be added to the existing network of samplers to provide better and more enhanced coverage as well as providing more ability to cross check results reported by the nuclear power plants.	5,200	Q02 ETF
6	5700000 Acquisitions	Dosimeters	To replace dosimeters to fully equip the radiological emergency response field teams. It is imperative that each field team be fully equipped to monitor and assess radiological conditions associated with a nuclear release. The data that is generated by the field teams is used to make critical decisions regarding exposure, human health and guide evacuation recommendations. The dosimeters that are currently being used will no longer be able to be calibrated after next year making them useless.	9,000	Q02 ETF
7	5700000 Acquisitions	Emergency Lights for Replacement Vehicle	The requested replacement vehicles will need to be outfitted with Emergency Lights for responder safety.	1,200	Q02 ETF
				51,100	

**FY 2020-2021 EQUIPMENT REQUEST
REPLACEMENT EQUIPMENT
PROGRAM: OFFICE OF ENVIRONMENTAL COMPLIANCE**

SURVEILLANCE DIVISION

BR-20A

PRIORITY NO.	OBJECT CODE	EQUIPMENT TYPE	DETAILED JUSTIFICATION	COST	FUND
1	5700000 Acquisitions	17ft Boston Whaler Boat/Trailer/Motor	To replace 1992 15ft Boston Whaler Boat. Used for water quality sampling and investigations.	36,000	Q02 ETF
2	5700000 Acquisitions	17ft Aluminum Boat with 75 hp Yamaha Motor	To replace 1991 15ft Fiberglass Boston Whaler Boat. Used for water quality sampling and investigations.	26,500	Q02 ETF
3	5700000 Acquisitions	Xpress XP20CC Boat/Trailer/Motor	To replace 1983 15ft Boston Whaler Boat. Used for water quality sampling and investigations.	26,000	Q02 ETF
4	5700000 Acquisitions	Bay Boat Hull	To replace 2001 Coastal Runner Bay Boat - Hull only	23,000	Q02 ETF
5	5700000 Acquisitions	Polaris Ranger Crew Side by Side Utility Vehicle	To replace the side by side utility vehicles for the inspectors to be dispatched in the remote areas	24,000	Q02 ETF
6	5700000 Acquisitions	Utility Trailer	To replace 1996 Utility Trailer	3,500	Q02 ETF
7	5700000 Acquisitions	Aqua TROLL 500 Multi-Probe	To replace 2 Hatch Minisonde 5 meter used for ambient water quality and compliance monitoring	22,200	Q02 ETF
8	5700000 Acquisitions	Aqua TROLL 600 Multi-Probe with Continuous Datalogger	To replace 1 Hatch Minisonde 5 meter used for ambient water quality continuous monitoring	8,100	Q02 ETF
9	5700000 Acquisitions	MultiRae PGM 6268 Meter	To replace an existing multi rae meter for a newer model	4,200	Q02 ETF
10	5700000 Acquisitions	Ice Maker	To replace Scotsman Ice Machine at SERO Warehouse. Used for storage of samples.	3,500	Q02 ETF
				177,000	

**FY 2020-2021 EQUIPMENT REQUEST
REPLACEMENT EQUIPMENT
PROGRAM: OFFICE OF ENVIRONMENTAL ASSESSMENT**

AIR PLANNING AND ASSESSMENT DIVISION

BR-20A

PRIORITY NO.	OBJECT CODE	EQUIPMENT TYPE	DETAILED JUSTIFICATION	COST	FUND
1	5700000 Acquisitions	Datalogger	To replace the aging equipment. Used by the air monitoring program for data collections and analysis. Agilair Model 8872.	52,500	Q02 ETF
2	5700000 Acquisitions	Dilution Calibrator	To replace the aging equipment. Used by the air monitoring program for data collections and analysis. Teledyne Model T700H.	32,000	Q02 ETF
3	5700000 Acquisitions	Sonic Wind Sensors	To replace the aging equipment. Used by the air monitoring program for data collections and analysis. Met One 50.5 Solid State Sonic Met Sensors.	12,500	Q02 ETF
4	5700000 Acquisitions	Canister Samplers	To replace the aging equipment. Used by the air monitoring program for data collections and analysis. Xonteck Model 911.	32,000	Q02 ETF
5	5700000 Acquisitions	Ammonia Analyzer	To replace the aging equipment. Used by the air monitoring program for data collections and analysis. Teledyne Model T201.	21,000	Q02 ETF
6	5700000 Acquisitions	Ceilometer	To replace the aging equipment. Used by the air monitoring program for data collections and analysis. Vaisala Model CL31.	27,000	Q02 ETF
7	5700000 Acquisitions	Sequential Air Sampler	To replace the aging equipment. Used by the air monitoring program for data collections and analysis. Partisol Model 2025i.	91,500	Q02 ETF
8	5700000 Acquisitions	Continuous PM Mass Monitor	To replace the aging equipment. Used by the air monitoring program for data collections and analysis. Teledyne Model T640.	75,500	Q02 ETF
9	5700000 Acquisitions	Ozone Analyzer	To replace the aging equipment. Used by the air monitoring program for data collections and analysis. Teledyne Model T400.	40,000	Q02 ETF
10	5700000 Acquisitions	Nox Analyzer	To replace the aging equipment. Used by the air monitoring program for data collections and analysis. Termofisher Model 42iQ.	77,050	Q02 ETF
11	5700000 Acquisitions	Zero Air Generator	To replace the aging equipment. Used by the air monitoring program for data collections and analysis. Teledyne Model API T701.	35,750	Q02 ETF
12	5700000 Acquisitions	Odor Sensitivity Kit	To replace the aging equipment. Used by the air monitoring program for data collections and analysis. Nasal Ranger with Training.	10,000	Q02 ETF
13	5700000 Acquisitions	Hydrogen Sulfide Analyzer	To replace the aging equipment. Used by the air monitoring program for data collections and analysis. Jerome Model J605.	36,400	Q02 ETF
				543,200	



This page has been intentionally left blank

Technical and Other Adjustments

AGENCY SUMMARY STATEMENT

Total Agency

	Existing Operating Budget as of 10/01/2019	FY2020-2021 Requested Continuation Adjustment	FY2020-2021 Requested in this Adjustment Package	FY2020-2021 Requested Realignment
Means of Financing				
STATE GENERAL FUND (Direct)	—	—	—	—
STATE GENERAL FUND BY:	—	—	—	—
INTERAGENCY TRANSFERS	30,000	—	—	30,000
FEES & SELF-GENERATED	24,790	78,655,162	—	78,679,952
STATUTORY DEDICATIONS	120,671,105	(81,943,275)	—	38,727,830
FEDERAL FUNDS	19,634,301	—	—	19,634,301
TOTAL MEANS OF FINANCING	\$140,360,196	\$(3,288,113)	—	\$137,072,083
Salaries	43,999,621	2,175,342	—	46,174,963
Other Compensation	211,043	—	—	211,043
Related Benefits	25,793,696	594,043	—	26,387,739
TOTAL PERSONAL SERVICES	\$70,004,360	\$2,769,385	—	\$72,773,745
Travel	373,443	(17,000)	—	356,443
Operating Services	2,628,472	(297,000)	—	2,331,472
Supplies	893,042	(66,000)	—	827,042
TOTAL OPERATING EXPENSES	\$3,894,957	\$(380,000)	—	\$3,514,957
PROFESSIONAL SERVICES	\$3,393,163	\$(196,053)	\$400,000	\$3,597,110
Other Charges	42,164,837	(485,135)	(100,000)	41,579,702
Debt Service	—	—	—	—
Interagency Transfers	16,772,210	(2,024,041)	(300,000)	14,448,169
TOTAL OTHER CHARGES	\$58,937,047	\$(2,509,176)	\$(400,000)	\$56,027,871
Acquisitions	4,130,669	(2,972,269)	—	1,158,400
Major Repairs	—	—	—	—
TOTAL ACQ. & MAJOR REPAIRS	\$4,130,669	\$(2,972,269)	—	\$1,158,400
TOTAL EXPENDITURES	\$140,360,196	\$(3,288,113)	—	\$137,072,083
Classified	697	4	—	701
Unclassified	9	—	—	9
TOTAL AUTHORIZED T.O. POSITIONS	706	4	—	710
TOTAL AUTHORIZED OTHER CHARGES POSITIONS	—	—	—	—
TOTAL NON-T.O. FTE POSITIONS	—	—	—	—

PROGRAM BREAKOUT

Means of Financing	Requested in this Adjustment Package	8561 Office of the Secretary	8562 Office of Environmental Compliance	8563 Office of Environmental Services	8564 Office of Management and Finance	8565 Office of Environmental Assessment
STATE GENERAL FUND (Direct)	—	—	—	—	—	—
STATE GENERAL FUND BY:	—	—	—	—	—	—
INTERAGENCY TRANSFERS	—	—	—	—	—	—
FEES & SELF-GENERATED	—	—	—	—	—	—
STATUTORY DEDICATIONS	—	—	—	—	—	—
FEDERAL FUNDS	—	—	—	—	—	—
TOTAL MEANS OF FINANCING	—	—	—	—	—	—
Salaries	—	—	—	—	—	—
Other Compensation	—	—	—	—	—	—
Related Benefits	—	—	—	—	—	—
TOTAL SALARIES	—	—	—	—	—	—
Travel	—	—	—	—	—	—
Operating Services	—	—	—	—	—	—
Supplies	—	—	—	—	—	—
TOTAL OPERATING EXPENSES	—	—	—	—	—	—
PROFESSIONAL SERVICES	\$400,000	—	—	—	\$400,000	—
Other Charges	(100,000)	—	—	—	(100,000)	—
Debt Service	—	—	—	—	—	—
Interagency Transfers	(300,000)	—	—	—	(300,000)	—
TOTAL OTHER CHARGES	\$(400,000)	—	—	—	\$(400,000)	—
Acquisitions	—	—	—	—	—	—
Major Repairs	—	—	—	—	—	—
TOTAL ACQ. & MAJOR REPAIRS	—	—	—	—	—	—
TOTAL EXPENDITURES & REQUEST	—	—	—	—	—	—
Classified	—	—	—	—	—	—
Unclassified	—	—	—	—	—	—
TOTAL AUTHORIZED T.O. POSITIONS	—	—	—	—	—	—
TOTAL AUTHORIZED OTHER CHARGES POSITIONS	—	—	—	—	—	—
TOTAL NON-T.O. FTE POSITIONS	—	—	—	—	—	—

PROGRAM SUMMARY STATEMENT

8561 - Office of the Secretary

	Existing Operating Budget as of 10/01/2019	FY2020-2021 Requested Continuation Adjustment	FY2020-2021 Requested in this Adjustment Package	FY2020-2021 Requested Realignment
Means of Financing				
STATE GENERAL FUND (Direct)	—	—	—	—
STATE GENERAL FUND BY:	—	—	—	—
INTERAGENCY TRANSFERS	—	—	—	—
FEES & SELF-GENERATED	—	7,104,814	—	7,104,814
STATUTORY DEDICATIONS	6,729,522	(6,479,522)	—	250,000
FEDERAL FUNDS	1,458,661	—	—	1,458,661
TOTAL MEANS OF FINANCING	\$8,188,183	\$625,292	—	\$8,813,475
Salaries	5,204,292	473,702	—	5,677,994
Other Compensation	—	—	—	—
Related Benefits	2,499,140	179,590	—	2,678,730
TOTAL PERSONAL SERVICES	\$7,703,432	\$653,292	—	\$8,356,724
Travel	61,350	(10,000)	—	51,350
Operating Services	119,071	(7,000)	—	112,071
Supplies	51,773	(10,000)	—	41,773
TOTAL OPERATING EXPENSES	\$232,194	\$(27,000)	—	\$205,194
PROFESSIONAL SERVICES	\$14,750	—	—	\$14,750
Other Charges	—	—	—	—
Debt Service	—	—	—	—
Interagency Transfers	154,807	(23,000)	—	131,807
TOTAL OTHER CHARGES	\$154,807	\$(23,000)	—	\$131,807
Acquisitions	83,000	22,000	—	105,000
Major Repairs	—	—	—	—
TOTAL ACQ. & MAJOR REPAIRS	\$83,000	\$22,000	—	\$105,000
TOTAL EXPENDITURES	\$8,188,183	\$625,292	—	\$8,813,475
Classified	62	3	—	65
Unclassified	9	—	—	9
TOTAL AUTHORIZED T.O. POSITIONS	71	3	—	74
TOTAL AUTHORIZED OTHER CHARGES POSITIONS	—	—	—	—
TOTAL NON-T.O. FTE POSITIONS	—	—	—	—

8562 - Office of Environmental Compliance

Means of Financing	Existing Operating Budget as of 10/01/2019	FY2020-2021 Requested Continuation Adjustment	FY2020-2021 Requested in this Adjustment Package	FY2020-2021 Requested Realignment
STATE GENERAL FUND (Direct)	—	—	—	—
STATE GENERAL FUND BY:	—	—	—	—
INTERAGENCY TRANSFERS	—	—	—	—
FEE & SELF-GENERATED	—	21,235,469	—	21,235,469
STATUTORY DEDICATIONS	21,367,010	(21,085,781)	—	281,229
FEDERAL FUNDS	2,952,974	—	—	2,952,974
TOTAL MEANS OF FINANCING	\$24,319,984	\$149,688	—	\$24,469,672
Salaries	13,708,787	327,593	—	14,036,380
Other Compensation	—	—	—	—
Related Benefits	7,055,486	53,389	—	7,108,875
TOTAL PERSONAL SERVICES	\$20,764,273	\$380,982	—	\$21,145,255
Travel	134,980	(7,000)	—	127,980
Operating Services	1,074,356	(20,000)	—	1,054,356
Supplies	429,871	(53,000)	—	376,871
TOTAL OPERATING EXPENSES	\$1,639,207	\$(80,000)	—	\$1,559,207
PROFESSIONAL SERVICES	\$1,260,097	\$(43,097)	—	\$1,217,000
Other Charges	33,000	—	—	33,000
Debt Service	—	—	—	—
Interagency Transfers	122,110	(20,000)	—	102,110
TOTAL OTHER CHARGES	\$155,110	\$(20,000)	—	\$135,110
Acquisitions	501,297	(88,197)	—	413,100
Major Repairs	—	—	—	—
TOTAL ACQ. & MAJOR REPAIRS	\$501,297	\$(88,197)	—	\$413,100
TOTAL EXPENDITURES	\$24,319,984	\$149,688	—	\$24,469,672
Classified	235	—	—	235
Unclassified	—	—	—	—
TOTAL AUTHORIZED T.O. POSITIONS	235	—	—	235
TOTAL AUTHORIZED OTHER CHARGES POSITIONS	—	—	—	—
TOTAL NON-T.O. FTE POSITIONS	—	—	—	—

8563 - Office of Environmental Services

Means of Financing	Existing Operating Budget as of 10/01/2019	FY2020-2021 Requested Continuation Adjustment	FY2020-2021 Requested in this Adjustment Package	FY2020-2021 Requested Realignment
STATE GENERAL FUND (Direct)	—	—	—	—
STATE GENERAL FUND BY:	—	—	—	—
INTERAGENCY TRANSFERS	—	—	—	—
FEES & SELF-GENERATED	19,790	11,959,207	—	11,978,997
STATUTORY DEDICATIONS	12,077,124	(11,198,132)	—	878,992
FEDERAL FUNDS	3,423,151	—	—	3,423,151
TOTAL MEANS OF FINANCING	\$15,520,065	\$761,075	—	\$16,281,140
Salaries	10,186,988	723,660	—	10,910,648
Other Compensation	—	—	—	—
Related Benefits	5,169,196	52,415	—	5,221,611
TOTAL PERSONAL SERVICES	\$15,356,184	\$776,075	—	\$16,132,259
Travel	49,500	—	—	49,500
Operating Services	44,157	(10,000)	—	34,157
Supplies	22,363	(3,000)	—	19,363
TOTAL OPERATING EXPENSES	\$116,020	\$(13,000)	—	\$103,020
PROFESSIONAL SERVICES	—	—	—	—
Other Charges	—	—	—	—
Debt Service	—	—	—	—
Interagency Transfers	47,861	(2,000)	—	45,861
TOTAL OTHER CHARGES	\$47,861	\$(2,000)	—	\$45,861
Acquisitions	—	—	—	—
Major Repairs	—	—	—	—
TOTAL ACQ. & MAJOR REPAIRS	—	—	—	—
TOTAL EXPENDITURES	\$15,520,065	\$761,075	—	\$16,281,140
Classified	160	—	—	160
Unclassified	—	—	—	—
TOTAL AUTHORIZED T.O. POSITIONS	160	—	—	160
TOTAL AUTHORIZED OTHER CHARGES POSITIONS	—	—	—	—
TOTAL NON-T.O. FTE POSITIONS	—	—	—	—

8564 - Office of Management and Finance

Means of Financing	Existing Operating Budget as of 10/01/2019	FY2020-2021 Requested Continuation Adjustment	FY2020-2021 Requested in this Adjustment Package	FY2020-2021 Requested Realignment
STATE GENERAL FUND (Direct)	—	—	—	—
STATE GENERAL FUND BY:	—	—	—	—
INTERAGENCY TRANSFERS	—	—	—	—
FEES & SELF-GENERATED	5,000	18,922,284	—	18,927,284
STATUTORY DEDICATIONS	48,737,524	(18,125,031)	—	30,612,493
FEDERAL FUNDS	3,176,058	—	—	3,176,058
TOTAL MEANS OF FINANCING	\$51,918,582	\$797,253	—	\$52,715,835
Salaries	3,211,762	135,034	—	3,346,796
Other Compensation	211,043	—	—	211,043
Related Benefits	5,134,895	108,316	—	5,243,211
TOTAL PERSONAL SERVICES	\$8,557,700	\$243,350	—	\$8,801,050
Travel	21,500	—	—	21,500
Operating Services	620,506	(260,000)	—	360,506
Supplies	143,018	—	—	143,018
TOTAL OPERATING EXPENSES	\$785,024	\$(260,000)	—	\$525,024
PROFESSIONAL SERVICES	\$1,603,734	\$(38,374)	\$400,000	\$1,965,360
Other Charges	28,992,187	975,150	(100,000)	29,867,337
Debt Service	—	—	—	—
Interagency Transfers	11,861,105	(4,041)	(300,000)	11,557,064
TOTAL OTHER CHARGES	\$40,853,292	\$971,109	\$(400,000)	\$41,424,401
Acquisitions	118,832	(118,832)	—	—
Major Repairs	—	—	—	—
TOTAL ACQ. & MAJOR REPAIRS	\$118,832	\$(118,832)	—	—
TOTAL EXPENDITURES	\$51,918,582	\$797,253	—	\$52,715,835
Classified	53	1	—	54
Unclassified	—	—	—	—
TOTAL AUTHORIZED T.O. POSITIONS	53	1	—	54
TOTAL AUTHORIZED OTHER CHARGES POSITIONS	—	—	—	—
TOTAL NON-T.O. FTE POSITIONS	—	—	—	—

8565 - Office of Environmental Assessment

Means of Financing	Existing Operating Budget as of 10/01/2019	FY2020-2021 Requested Continuation Adjustment	FY2020-2021 Requested in this Adjustment Package	FY2020-2021 Requested Realignment
STATE GENERAL FUND (Direct)	—	—	—	—
STATE GENERAL FUND BY:	—	—	—	—
INTERAGENCY TRANSFERS	30,000	—	—	30,000
FEEs & SELF-GENERATED	—	19,433,388	—	19,433,388
STATUTORY DEDICATIONS	31,759,925	(25,054,809)	—	6,705,116
FEDERAL FUNDS	8,623,457	—	—	8,623,457
TOTAL MEANS OF FINANCING	\$40,413,382	\$(5,621,421)	—	\$34,791,961
Salaries	11,687,792	515,353	—	12,203,145
Other Compensation	—	—	—	—
Related Benefits	5,934,979	200,333	—	6,135,312
TOTAL PERSONAL SERVICES	\$17,622,771	\$715,686	—	\$18,338,457
Travel	106,113	—	—	106,113
Operating Services	770,382	—	—	770,382
Supplies	246,017	—	—	246,017
TOTAL OPERATING EXPENSES	\$1,122,512	—	—	\$1,122,512
PROFESSIONAL SERVICES	\$514,582	\$(114,582)	—	\$400,000
Other Charges	13,139,650	(1,460,285)	—	11,679,365
Debt Service	—	—	—	—
Interagency Transfers	4,586,327	(1,975,000)	—	2,611,327
TOTAL OTHER CHARGES	\$17,725,977	\$(3,435,285)	—	\$14,290,692
Acquisitions	3,427,540	(2,787,240)	—	640,300
Major Repairs	—	—	—	—
TOTAL ACQ. & MAJOR REPAIRS	\$3,427,540	\$(2,787,240)	—	\$640,300
TOTAL EXPENDITURES	\$40,413,382	\$(5,621,421)	—	\$34,791,961
Classified	187	—	—	187
Unclassified	—	—	—	—
TOTAL AUTHORIZED T.O. POSITIONS	187	—	—	187
TOTAL AUTHORIZED OTHER CHARGES POSITIONS	—	—	—	—
TOTAL NON-T.O. FTE POSITIONS	—	—	—	—

TECHNICAL AND OTHER ADJUSTMENTS

Form 868 — 856 - EDMS Upgrade

8564 - Office of Management and Finance

MEANS OF FINANCING

	Amount
STATE GENERAL FUND (Direct)	—
STATE GENERAL FUND BY:	—
INTERAGENCY TRANSFERS	—
FEES & SELF-GENERATED	—
STATUTORY DEDICATIONS	—
FEDERAL FUNDS	—
TOTAL MEANS OF FINANCING	—

EXPENDITURES

	Amount
Salaries	—
Other Compensation	—
Related Benefits	—
TOTAL PERSONAL SERVICES	—
Travel	—
Operating Services	—
Supplies	—
TOTAL OPERATING EXPENSES	—
PROFESSIONAL SERVICES	\$400,000
Other Charges	(100,000)
Debt Service	—
Interagency Transfers	(300,000)
TOTAL OTHER CHARGES	\$(400,000)
Acquisitions	—
Major Repairs	—
TOTAL ACQ. & MAJOR REPAIRS	—
TOTAL EXPENDITURES	—

AUTHORIZED POSITIONS

	FTE
Classified	—
Unclassified	—
TOTAL AUTHORIZED T.O. FTE POSITIONS	—
TOTAL AUTHORIZED OTHER CHARGES POSITIONS	—
TOTAL NON-T.O. FTE POSITIONS	—

Statutory Dedications

	Amount
Total:	—

Question	Narrative Response
Explain the need for this request.	LDEQ's Electronic Document Management System (EDMS) was originally created in 2002 and has not had a major overhaul since 2007. The system is currently in a dire need for an upgrade. Please see the attached for more details.
Cite performance indicators for the adjustment.	N/A
What would the impact be if this is not funded?	Please see the attached.
Is revenue a fixed amount or can it be adjusted?	It can be adjusted.
Is the expenditure of these revenues restricted?	No.
Additional information or comments.	

LDEQ EDMS Enhancements

The requested EDMS upgrade will move the application to an updated environment, optimized for OnBase, while enabling a more user friendly and effective searching experience. Access Sciences will manage the project as well as provide updated documentation for the new test and development environments. They have proposed the following changes:

- Analyze the current database structure, migrate the database from Oracle to SQL (encouraged by OTS), QA and validate the conversion, and research and implement viable optimization options.
- Update the overall look and feel and modernize controls to make selection of search criteria more user friendly and efficient.
- Add additional search functionality featuring a faceted search experience where users will have the option to filter results based on available categories.
- Add a MY EDMS account feature which will include saved searches and search notification e-mails.
- Add an AI Map feature where a user will be able to view pin-dropped AI results on a map interface.

Failure to complete this project will mean that EDMS will continue to run as an application that was designed to interface with FileNet instead of being optimized to interface with OnBase as a record repository. Also, as DEQ's online record set grows, the EDMS user experience will deteriorate due to the inability to filter large result sets from general searches. DEQ would also miss an ideal opportunity to convert a database to SQL per OTS suggestions before additional complexity is added.



This page has been intentionally left blank

New or Expanded Requests

AGENCY SUMMARY STATEMENT

Total Agency

Means of Financing and Expenditures	Existing Operating Budget as of 10/01/2019	FY2020-2021 Requested Continuation Adjustment	FY2020-2021 Requested in Technical/Other Package	FY2020-2021 Requested New/Expanded	FY2020-2021 Requested Realignment
STATE GENERAL FUND (Direct)	—	—	—	—	—
STATE GENERAL FUND BY:	—	—	—	—	—
INTERAGENCY TRANSFERS	30,000	—	—	—	30,000
FEES & SELF-GENERATED	24,790	78,655,162	—	—	78,679,952
STATUTORY DEDICATIONS	120,671,105	(81,943,275)	—	—	38,727,830
FEDERAL FUNDS	19,634,301	—	—	—	19,634,301
TOTAL MEANS OF FINANCING	\$140,360,196	\$(3,288,113)	—	—	\$137,072,083
Salaries	43,999,621	2,175,342	—	—	46,174,963
Other Compensation	211,043	—	—	—	211,043
Related Benefits	25,793,696	594,043	—	—	26,387,739
TOTAL PERSONAL SERVICES	\$70,004,360	\$2,769,385	—	—	\$72,773,745
Travel	373,443	(17,000)	—	—	356,443
Operating Services	2,628,472	(297,000)	—	—	2,331,472
Supplies	893,042	(66,000)	—	—	827,042
TOTAL OPERATING EXPENSES	\$3,894,957	\$(380,000)	—	—	\$3,514,957
PROFESSIONAL SERVICES	\$3,393,163	\$(196,053)	\$400,000	—	\$3,597,110
Other Charges	42,164,837	(485,135)	(100,000)	—	41,579,702
Debt Service	—	—	—	—	—
Interagency Transfers	16,772,210	(2,024,041)	(300,000)	—	14,448,169
TOTAL OTHER CHARGES	\$58,937,047	\$(2,509,176)	\$(400,000)	—	\$56,027,871
Acquisitions	4,130,669	(2,972,269)	—	—	1,158,400
Major Repairs	—	—	—	—	—
TOTAL ACQ. & MAJOR REPAIRS	\$4,130,669	\$(2,972,269)	—	—	\$1,158,400
TOTAL EXPENDITURES	\$140,360,196	\$(3,288,113)	—	—	\$137,072,083
Classified	697	4	—	—	701
Unclassified	9	—	—	—	9
TOTAL AUTHORIZED T.O. POSITIONS	706	4	—	—	710
TOTAL AUTHORIZED OTHER CHARGES POSITIONS	—	—	—	—	—
TOTAL NON-T.O. FTE POSITIONS	—	—	—	—	—

Fees and Self-Generated

Description	Existing Operating Budget as of 10/01/2019	FY2020-2021 Requested Continuation Adjustment	FY2020-2021 Requested in Technical/Other Package	FY2020-2021 Requested New/Expanded	FY2020-2021 Requested Realignment
Environmental Trust Fund	—	78,655,162	—	—	78,655,162
Fees & Self-Generated	24,790	—	—	—	24,790
Total:	\$24,790	\$78,655,162	—	—	\$78,679,952

Statutory Dedications

Description	Existing Operating Budget as of 10/01/2019	FY2020-2021 Requested Continuation Adjustment	FY2020-2021 Requested in Technical/Other Package	FY2020-2021 Requested New/Expanded	FY2020-2021 Requested Realignment
Clean Water State Revolving Fund	2,855,500	—	—	—	2,855,500
Environmental Trust Fund	83,964,006	(83,964,006)	—	—	—
Hazardous Waste Site Cleanup Fund	4,880,140	965,731	—	—	5,845,871
Lead Hazard Reduction Fund	95,000	55,000	—	—	150,000
Motor Fuels Underground Tank	15,649,485	1,000,000	—	—	16,649,485
Oil Spill Contingency Fund	226,974	—	—	—	226,974
Waste Tire Management Fund	13,000,000	—	—	—	13,000,000
Total:	\$120,671,105	\$(81,943,275)	—	—	\$38,727,830

PROGRAM SUMMARY STATEMENT

8561 - Office of the Secretary

Means of Financing and Expenditures	Existing Operating Budget as of 10/01/2019	FY2020-2021 Requested Continuation Adjustment	FY2020-2021 Requested in Technical/Other Package	FY2020-2021 Requested New/Expanded	FY2020-2021 Requested Realignment
STATE GENERAL FUND (Direct)	—	—	—	—	—
STATE GENERAL FUND BY:	—	—	—	—	—
INTERAGENCY TRANSFERS	—	—	—	—	—
FEES & SELF-GENERATED	—	7,104,814	—	—	7,104,814
STATUTORY DEDICATIONS	6,729,522	(6,479,522)	—	—	250,000
FEDERAL FUNDS	1,458,661	—	—	—	1,458,661
TOTAL MEANS OF FINANCING	\$8,188,183	\$625,292	—	—	\$8,813,475
Salaries	5,204,292	473,702	—	—	5,677,994
Other Compensation	—	—	—	—	—
Related Benefits	2,499,140	179,590	—	—	2,678,730
TOTAL PERSONAL SERVICES	\$7,703,432	\$653,292	—	—	\$8,356,724
Travel	61,350	(10,000)	—	—	51,350
Operating Services	119,071	(7,000)	—	—	112,071
Supplies	51,773	(10,000)	—	—	41,773
TOTAL OPERATING EXPENSES	\$232,194	\$(27,000)	—	—	\$205,194
PROFESSIONAL SERVICES	\$14,750	—	—	—	\$14,750
Other Charges	—	—	—	—	—
Debt Service	—	—	—	—	—
Interagency Transfers	154,807	(23,000)	—	—	131,807
TOTAL OTHER CHARGES	\$154,807	\$(23,000)	—	—	\$131,807
Acquisitions	83,000	22,000	—	—	105,000
Major Repairs	—	—	—	—	—
TOTAL ACQ. & MAJOR REPAIRS	\$83,000	\$22,000	—	—	\$105,000
TOTAL EXPENDITURES	\$8,188,183	\$625,292	—	—	\$8,813,475
Classified	62	3	—	—	65
Unclassified	9	—	—	—	9
TOTAL AUTHORIZED T.O. POSITIONS	71	3	—	—	74
TOTAL AUTHORIZED OTHER CHARGES POSITIONS	—	—	—	—	—
TOTAL NON-T.O. FTE POSITIONS	—	—	—	—	—

Fees and Self-Generated

Description	Existing Operating Budget as of 10/01/2019	FY2020-2021 Requested Continuation Adjustment	FY2020-2021 Requested in Technical/Other Package	FY2020-2021 Requested New/Expanded	FY2020-2021 Requested Realignment
Environmental Trust Fund	—	7,104,814	—	—	7,104,814
Total:	—	\$7,104,814	—	—	\$7,104,814

Statutory Dedications

Description	Existing Operating Budget as of 10/01/2019	FY2020-2021 Requested Continuation Adjustment	FY2020-2021 Requested in Technical/Other Package	FY2020-2021 Requested New/Expanded	FY2020-2021 Requested Realignment
Clean Water State Revolving Fund	—	—	—	—	—
Environmental Trust Fund	6,479,522	(6,479,522)	—	—	—
Hazardous Waste Site Cleanup Fund	20,000	—	—	—	20,000
Oil Spill Contingency Fund	5,000	—	—	—	5,000
Waste Tire Management Fund	225,000	—	—	—	225,000
Total:	\$6,729,522	\$(6,479,522)	—	—	\$250,000

8562 - Office of Environmental Compliance

Means of Financing and Expenditures	Existing Operating Budget as of 10/01/2019	FY2020-2021 Requested Continuation Adjustment	FY2020-2021 Requested in Technical/Other Package	FY2020-2021 Requested New/Expanded	FY2020-2021 Requested Realignment
STATE GENERAL FUND (Direct)	—	—	—	—	—
STATE GENERAL FUND BY:	—	—	—	—	—
INTERAGENCY TRANSFERS	—	—	—	—	—
FEES & SELF-GENERATED	—	21,235,469	—	—	21,235,469
STATUTORY DEDICATIONS	21,367,010	(21,085,781)	—	—	281,229
FEDERAL FUNDS	2,952,974	—	—	—	2,952,974
TOTAL MEANS OF FINANCING	\$24,319,984	\$149,688	—	—	\$24,469,672
Salaries	13,708,787	327,593	—	—	14,036,380
Other Compensation	—	—	—	—	—
Related Benefits	7,055,486	53,389	—	—	7,108,875
TOTAL PERSONAL SERVICES	\$20,764,273	\$380,982	—	—	\$21,145,255
Travel	134,980	(7,000)	—	—	127,980
Operating Services	1,074,356	(20,000)	—	—	1,054,356
Supplies	429,871	(53,000)	—	—	376,871
TOTAL OPERATING EXPENSES	\$1,639,207	\$(80,000)	—	—	\$1,559,207
PROFESSIONAL SERVICES	\$1,260,097	\$(43,097)	—	—	\$1,217,000
Other Charges	33,000	—	—	—	33,000
Debt Service	—	—	—	—	—
Interagency Transfers	122,110	(20,000)	—	—	102,110
TOTAL OTHER CHARGES	\$155,110	\$(20,000)	—	—	\$135,110
Acquisitions	501,297	(88,197)	—	—	413,100
Major Repairs	—	—	—	—	—
TOTAL ACQ. & MAJOR REPAIRS	\$501,297	\$(88,197)	—	—	\$413,100
TOTAL EXPENDITURES	\$24,319,984	\$149,688	—	—	\$24,469,672
Classified	235	—	—	—	235
Unclassified	—	—	—	—	—
TOTAL AUTHORIZED T.O. POSITIONS	235	—	—	—	235
TOTAL AUTHORIZED OTHER CHARGES POSITIONS	—	—	—	—	—
TOTAL NON-T.O. FTE POSITIONS	—	—	—	—	—

Fees and Self-Generated

Description	Existing Operating Budget as of 10/01/2019	FY2020-2021 Requested Continuation Adjustment	FY2020-2021 Requested in Technical/Other Package	FY2020-2021 Requested New/Expanded	FY2020-2021 Requested Realignment
Environmental Trust Fund	—	21,235,469	—	—	21,235,469
Total:	—	\$21,235,469	—	—	\$21,235,469

Statutory Dedications

Description	Existing Operating Budget as of 10/01/2019	FY2020-2021 Requested Continuation Adjustment	FY2020-2021 Requested in Technical/Other Package	FY2020-2021 Requested New/Expanded	FY2020-2021 Requested Realignment
Clean Water State Revolving Fund	—	—	—	—	—
Environmental Trust Fund	21,085,781	(21,085,781)	—	—	—
Lead Hazard Reduction Fund	20,000	—	—	—	20,000
Oil Spill Contingency Fund	31,229	—	—	—	31,229
Waste Tire Management Fund	230,000	—	—	—	230,000
Total:	\$21,367,010	\$(21,085,781)	—	—	\$281,229

8563 - Office of Environmental Services

Means of Financing and Expenditures	Existing Operating Budget as of 10/01/2019	FY2020-2021 Requested Continuation Adjustment	FY2020-2021 Requested in Technical/Other Package	FY2020-2021 Requested New/Expanded	FY2020-2021 Requested Realignment
STATE GENERAL FUND (Direct)	—	—	—	—	—
STATE GENERAL FUND BY:	—	—	—	—	—
INTERAGENCY TRANSFERS	—	—	—	—	—
FEES & SELF-GENERATED	19,790	11,959,207	—	—	11,978,997
STATUTORY DEDICATIONS	12,077,124	(11,198,132)	—	—	878,992
FEDERAL FUNDS	3,423,151	—	—	—	3,423,151
TOTAL MEANS OF FINANCING	\$15,520,065	\$761,075	—	—	\$16,281,140
Salaries	10,186,988	723,660	—	—	10,910,648
Other Compensation	—	—	—	—	—
Related Benefits	5,169,196	52,415	—	—	5,221,611
TOTAL PERSONAL SERVICES	\$15,356,184	\$776,075	—	—	\$16,132,259
Travel	49,500	—	—	—	49,500
Operating Services	44,157	(10,000)	—	—	34,157
Supplies	22,363	(3,000)	—	—	19,363
TOTAL OPERATING EXPENSES	\$116,020	\$(13,000)	—	—	\$103,020
PROFESSIONAL SERVICES	—	—	—	—	—
Other Charges	—	—	—	—	—
Debt Service	—	—	—	—	—
Interagency Transfers	47,861	(2,000)	—	—	45,861
TOTAL OTHER CHARGES	\$47,861	\$(2,000)	—	—	\$45,861
Acquisitions	—	—	—	—	—
Major Repairs	—	—	—	—	—
TOTAL ACQ. & MAJOR REPAIRS	—	—	—	—	—
TOTAL EXPENDITURES	\$15,520,065	\$761,075	—	—	\$16,281,140
Classified	160	—	—	—	160
Unclassified	—	—	—	—	—
TOTAL AUTHORIZED T.O. POSITIONS	160	—	—	—	160
TOTAL AUTHORIZED OTHER CHARGES POSITIONS	—	—	—	—	—
TOTAL NON-T.O. FTE POSITIONS	—	—	—	—	—

Fees and Self-Generated

Description	Existing Operating Budget as of 10/01/2019	FY2020-2021 Requested Continuation Adjustment	FY2020-2021 Requested in Technical/Other Package	FY2020-2021 Requested New/Expanded	FY2020-2021 Requested Realignment
Environmental Trust Fund	—	11,959,207	—	—	11,959,207
Fees & Self-Generated	19,790	—	—	—	19,790
Total:	\$19,790	\$11,959,207	—	—	\$11,978,997

Statutory Dedications

Description	Existing Operating Budget as of 10/01/2019	FY2020-2021 Requested Continuation Adjustment	FY2020-2021 Requested in Technical/Other Package	FY2020-2021 Requested New/Expanded	FY2020-2021 Requested Realignment
Clean Water State Revolving Fund	500,000	—	—	—	500,000
Environmental Trust Fund	11,198,132	(11,198,132)	—	—	—
Lead Hazard Reduction Fund	75,000	—	—	—	75,000
Waste Tire Management Fund	303,992	—	—	—	303,992
Total:	\$12,077,124	\$(11,198,132)	—	—	\$878,992

8564 - Office of Management and Finance

Means of Financing and Expenditures	Existing Operating Budget as of 10/01/2019	FY2020-2021 Requested Continuation Adjustment	FY2020-2021 Requested in Technical/Other Package	FY2020-2021 Requested New/Expanded	FY2020-2021 Requested Realignment
STATE GENERAL FUND (Direct)	—	—	—	—	—
STATE GENERAL FUND BY:	—	—	—	—	—
INTERAGENCY TRANSFERS	—	—	—	—	—
FEES & SELF-GENERATED	5,000	18,922,284	—	—	18,927,284
STATUTORY DEDICATIONS	48,737,524	(18,125,031)	—	—	30,612,493
FEDERAL FUNDS	3,176,058	—	—	—	3,176,058
TOTAL MEANS OF FINANCING	\$51,918,582	\$797,253	—	—	\$52,715,835
Salaries	3,211,762	135,034	—	—	3,346,796
Other Compensation	211,043	—	—	—	211,043
Related Benefits	5,134,895	108,316	—	—	5,243,211
TOTAL PERSONAL SERVICES	\$8,557,700	\$243,350	—	—	\$8,801,050
Travel	21,500	—	—	—	21,500
Operating Services	620,506	(260,000)	—	—	360,506
Supplies	143,018	—	—	—	143,018
TOTAL OPERATING EXPENSES	\$785,024	\$(260,000)	—	—	\$525,024
PROFESSIONAL SERVICES	\$1,603,734	\$(38,374)	\$400,000	—	\$1,965,360
Other Charges	28,992,187	975,150	(100,000)	—	29,867,337
Debt Service	—	—	—	—	—
Interagency Transfers	11,861,105	(4,041)	(300,000)	—	11,557,064
TOTAL OTHER CHARGES	\$40,853,292	\$971,109	\$(400,000)	—	\$41,424,401
Acquisitions	118,832	(118,832)	—	—	—
Major Repairs	—	—	—	—	—
TOTAL ACQ. & MAJOR REPAIRS	\$118,832	\$(118,832)	—	—	—
TOTAL EXPENDITURES	\$51,918,582	\$797,253	—	—	\$52,715,835
Classified	53	1	—	—	54
Unclassified	—	—	—	—	—
TOTAL AUTHORIZED T.O. POSITIONS	53	1	—	—	54
TOTAL AUTHORIZED OTHER CHARGES POSITIONS	—	—	—	—	—
TOTAL NON-T.O. FTE POSITIONS	—	—	—	—	—

Fees and Self-Generated

Description	Existing Operating Budget as of 10/01/2019	FY2020-2021 Requested Continuation Adjustment	FY2020-2021 Requested in Technical/Other Package	FY2020-2021 Requested New/Expanded	FY2020-2021 Requested Realignment
Environmental Trust Fund	—	18,922,284	—	—	18,922,284
Fees & Self-Generated	5,000	—	—	—	5,000
Total:	\$5,000	\$18,922,284	—	—	\$18,927,284

Statutory Dedications

Description	Existing Operating Budget as of 10/01/2019	FY2020-2021 Requested Continuation Adjustment	FY2020-2021 Requested in Technical/Other Package	FY2020-2021 Requested New/Expanded	FY2020-2021 Requested Realignment
Clean Water State Revolving Fund	277,000	—	—	—	277,000
Environmental Trust Fund	20,380,031	(20,380,031)	—	—	—
Hazardous Waste Site Cleanup Fund	190,000	1,200,000	—	—	1,390,000
Lead Hazard Reduction Fund	—	55,000	—	—	55,000
Motor Fuels Underground Tank	15,649,485	1,000,000	—	—	16,649,485
Waste Tire Management Fund	12,241,008	—	—	—	12,241,008
Total:	\$48,737,524	\$(18,125,031)	—	—	\$30,612,493

8565 - Office of Environmental Assessment

Means of Financing and Expenditures	Existing Operating Budget as of 10/01/2019	FY2020-2021 Requested Continuation Adjustment	FY2020-2021 Requested in Technical/Other Package	FY2020-2021 Requested New/Expanded	FY2020-2021 Requested Realignment
STATE GENERAL FUND (Direct)	—	—	—	—	—
STATE GENERAL FUND BY:	—	—	—	—	—
INTERAGENCY TRANSFERS	30,000	—	—	—	30,000
FEES & SELF-GENERATED	—	19,433,388	—	—	19,433,388
STATUTORY DEDICATIONS	31,759,925	(25,054,809)	—	—	6,705,116
FEDERAL FUNDS	8,623,457	—	—	—	8,623,457
TOTAL MEANS OF FINANCING	\$40,413,382	\$(5,621,421)	—	—	\$34,791,961
Salaries	11,687,792	515,353	—	—	12,203,145
Other Compensation	—	—	—	—	—
Related Benefits	5,934,979	200,333	—	—	6,135,312
TOTAL PERSONAL SERVICES	\$17,622,771	\$715,686	—	—	\$18,338,457
Travel	106,113	—	—	—	106,113
Operating Services	770,382	—	—	—	770,382
Supplies	246,017	—	—	—	246,017
TOTAL OPERATING EXPENSES	\$1,122,512	—	—	—	\$1,122,512
PROFESSIONAL SERVICES	\$514,582	\$(114,582)	—	—	\$400,000
Other Charges	13,139,650	(1,460,285)	—	—	11,679,365
Debt Service	—	—	—	—	—
Interagency Transfers	4,586,327	(1,975,000)	—	—	2,611,327
TOTAL OTHER CHARGES	\$17,725,977	\$(3,435,285)	—	—	\$14,290,692
Acquisitions	3,427,540	(2,787,240)	—	—	640,300
Major Repairs	—	—	—	—	—
TOTAL ACQ. & MAJOR REPAIRS	\$3,427,540	\$(2,787,240)	—	—	\$640,300
TOTAL EXPENDITURES	\$40,413,382	\$(5,621,421)	—	—	\$34,791,961
Classified	187	—	—	—	187
Unclassified	—	—	—	—	—
TOTAL AUTHORIZED T.O. POSITIONS	187	—	—	—	187
TOTAL AUTHORIZED OTHER CHARGES POSITIONS	—	—	—	—	—
TOTAL NON-T.O. FTE POSITIONS	—	—	—	—	—

Fees and Self-Generated

Description	Existing Operating Budget as of 10/01/2019	FY2020-2021 Requested Continuation Adjustment	FY2020-2021 Requested in Technical/Other Package	FY2020-2021 Requested New/Expanded	FY2020-2021 Requested Realignment
Environmental Trust Fund	—	19,433,388	—	—	19,433,388
Total:	—	\$19,433,388	—	—	\$19,433,388

Statutory Dedications

Description	Existing Operating Budget as of 10/01/2019	FY2020-2021 Requested Continuation Adjustment	FY2020-2021 Requested in Technical/Other Package	FY2020-2021 Requested New/Expanded	FY2020-2021 Requested Realignment
Clean Water State Revolving Fund	2,078,500	—	—	—	2,078,500
Environmental Trust Fund	24,820,540	(24,820,540)	—	—	—
Hazardous Waste Site Cleanup Fund	4,670,140	(234,269)	—	—	4,435,871
Oil Spill Contingency Fund	190,745	—	—	—	190,745
Total:	\$31,759,925	\$(25,054,809)	—	—	\$6,705,116



This page has been intentionally left blank

Total Request Summary

AGENCY SUMMARY STATEMENT

Total Agency

Means of Financing

Description	FY2018-2019 Actuals	Existing Operating Budget as of 10/01/2019	FY2020-2021 Requested Continuation Adjustments	FY2020-2021 Requested in Technical/Other Adjustments	FY2020-2021 Requested New or Expanded Adjustments	FY2020-2021 Total Request	Over/Under EOB
STATE GENERAL FUND (Direct)	—	—	—	—	—	—	—
STATE GENERAL FUND BY:	—	—	—	—	—	—	—
INTERAGENCY TRANSFERS	35,772	30,000	—	—	—	30,000	—
FEES & SELF-GENERATED	20,079	24,790	78,655,162	—	—	78,679,952	78,655,162
STATUTORY DEDICATIONS	99,953,115	120,671,105	(81,943,275)	—	—	38,727,830	(81,943,275)
FEDERAL FUNDS	15,212,770	19,634,301	—	—	—	19,634,301	—
TOTAL MEANS OF FINANCING	\$115,221,735	\$140,360,196	\$(3,288,113)	—	—	\$137,072,083	\$(3,288,113)

Fees and Self-Generated

Description	FY2018-2019 Actuals	Existing Operating Budget as of 10/01/2019	FY2020-2021 Requested Continuation Adjustments	FY2020-2021 Requested in Technical/Other Adjustments	FY2020-2021 Requested New or Expanded Adjustments	FY2020-2021 Total Request	Over/Under EOB
Environmental Trust Fund	—	—	78,655,162	—	—	78,655,162	78,655,162
Fees & Self-Generated	20,079	24,790	—	—	—	24,790	—
Total:	\$20,079	\$24,790	\$78,655,162	—	—	\$78,679,952	\$78,655,162

Statutory Dedications

Description	FY2018-2019 Actuals	Existing Operating Budget as of 10/01/2019	FY2020-2021 Requested Continuation Adjustments	FY2020-2021 Requested in Technical/Other Adjustments	FY2020-2021 Requested New or Expanded Adjustments	FY2020-2021 Total Request	Over/Under EOB
Clean Water State Revolving Fund	2,060,621	2,855,500	—	—	—	2,855,500	—
Environmental Trust Fund	67,488,025	83,964,006	(83,964,006)	—	—	—	(83,964,006)
Hazardous Waste Site Cleanup Fund	4,552,327	4,880,140	965,731	—	—	5,845,871	965,731
Lead Hazard Reduction Fund	95,000	95,000	55,000	—	—	150,000	55,000
Motor Fuels Underground Tank	14,141,868	15,649,485	1,000,000	—	—	16,649,485	1,000,000
Oil Spill Contingency Fund	127,574	226,974	—	—	—	226,974	—
Waste Tire Management Fund	11,487,700	13,000,000	—	—	—	13,000,000	—
Total:	\$99,953,115	\$120,671,105	\$(81,943,275)	—	—	\$38,727,830	\$(81,943,275)

Expenditures and Positions

Description	FY2018-2019 Actuals	Existing Operating Budget as of 10/01/2019	FY2020-2021 Requested Continuation Adjustments	FY2020-2021 Requested in Technical/Other Adjustments	FY2020-2021 Requested New or Expanded Adjustments	FY2020-2021 Total Request	Over/Under EOB
Salaries	42,003,791	43,999,621	2,175,342	—	—	46,174,963	2,175,342
Other Compensation	789,364	211,043	—	—	—	211,043	—
Related Benefits	23,168,761	25,793,696	594,043	—	—	26,387,739	594,043
TOTAL PERSONAL SERVICES	\$65,961,917	\$70,004,360	\$2,769,385	—	—	\$72,773,745	\$2,769,385
Travel	328,021	373,443	(17,000)	—	—	356,443	(17,000)
Operating Services	1,830,894	2,628,472	(297,000)	—	—	2,331,472	(297,000)
Supplies	809,958	893,042	(66,000)	—	—	827,042	(66,000)
TOTAL OPERATING EXPENSES	\$2,968,873	\$3,894,957	\$(380,000)	—	—	\$3,514,957	\$(380,000)
PROFESSIONAL SERVICES	\$3,099,246	\$3,393,163	\$(196,053)	\$400,000	—	\$3,597,110	\$203,947
Other Charges	29,653,551	42,164,837	(485,135)	(100,000)	—	41,579,702	(585,135)
Debt Service	—	—	—	—	—	—	—
Interagency Transfers	11,843,347	16,772,210	(2,024,041)	(300,000)	—	14,448,169	(2,324,041)
TOTAL OTHER CHARGES	\$41,496,899	\$58,937,047	\$(2,509,176)	\$(400,000)	—	\$56,027,871	\$(2,909,176)
Acquisitions	1,694,801	4,130,669	(2,972,269)	—	—	1,158,400	(2,972,269)
Major Repairs	—	—	—	—	—	—	—
TOTAL ACQ. & MAJOR REPAIRS	\$1,694,801	\$4,130,669	\$(2,972,269)	—	—	\$1,158,400	\$(2,972,269)
TOTAL EXPENDITURES	\$115,221,735	\$140,360,196	\$(3,288,113)	—	—	\$137,072,083	\$(3,288,113)
Classified	693	697	4	—	—	701	4
Unclassified	9	9	—	—	—	9	—
TOTAL AUTHORIZED T.O. POSITIONS	702	706	4	—	—	710	4
TOTAL AUTHORIZED OTHER CHARGES POSITIONS	—	—	—	—	—	—	—
TOTAL NON-T.O. FTE POSITIONS	—	—	—	—	—	—	—

PROGRAM SUMMARY STATEMENT

8561 - Office of the Secretary

Means of Financing

Description	FY2018-2019 Actuals	Existing Operating Budget as of 10/01/2019	FY2020-2021 Requested Continuation Adjustments	FY2020-2021 Requested in Technical/Other Adjustments	FY2020-2021 Requested New or Expanded Adjustments	FY2020-2021 Total Request	Over/Under EOB
STATE GENERAL FUND (Direct)	—	—	—	—	—	—	—
STATE GENERAL FUND BY:	—	—	—	—	—	—	—
INTERAGENCY TRANSFERS	—	—	—	—	—	—	—
FEEES & SELF-GENERATED	—	—	7,104,814	—	—	7,104,814	7,104,814
STATUTORY DEDICATIONS	6,587,326	6,729,522	(6,479,522)	—	—	250,000	(6,479,522)
FEDERAL FUNDS	1,115,126	1,458,661	—	—	—	1,458,661	—
TOTAL MEANS OF FINANCING	\$7,702,451	\$8,188,183	\$625,292	—	—	\$8,813,475	\$625,292

Fees and Self-Generated

Description	FY2018-2019 Actuals	Existing Operating Budget as of 10/01/2019	FY2020-2021 Requested Continuation Adjustments	FY2020-2021 Requested in Technical/Other Adjustments	FY2020-2021 Requested New or Expanded Adjustments	FY2020-2021 Total Request	Over/Under EOB
Environmental Trust Fund	—	—	7,104,814	—	—	7,104,814	7,104,814
Total:	—	—	\$7,104,814	—	—	\$7,104,814	\$7,104,814

Statutory Dedications

Description	FY2018-2019 Actuals	Existing Operating Budget as of 10/01/2019	FY2020-2021 Requested Continuation Adjustments	FY2020-2021 Requested in Technical/Other Adjustments	FY2020-2021 Requested New or Expanded Adjustments	FY2020-2021 Total Request	Over/Under EOB
Clean Water State Revolving Fund	1,187	—	—	—	—	—	—
Environmental Trust Fund	6,352,352	6,479,522	(6,479,522)	—	—	—	(6,479,522)
Hazardous Waste Site Cleanup Fund	69	20,000	—	—	—	20,000	—
Oil Spill Contingency Fund	—	5,000	—	—	—	5,000	—
Waste Tire Management Fund	233,717	225,000	—	—	—	225,000	—
Total:	\$6,587,326	\$6,729,522	\$(6,479,522)	—	—	\$250,000	\$(6,479,522)

Expenditures and Positions

Description	FY2018-2019 Actuals	Existing Operating Budget as of 10/01/2019	FY2020-2021 Requested Continuation Adjustments	FY2020-2021 Requested in Technical/Other Adjustments	FY2020-2021 Requested New or Expanded Adjustments	FY2020-2021 Total Request	Over/Under EOB
Salaries	5,013,276	5,204,292	473,702	—	—	5,677,994	473,702
Other Compensation	127,643	—	—	—	—	—	—
Related Benefits	2,277,201	2,499,140	179,590	—	—	2,678,730	179,590
TOTAL PERSONAL SERVICES	\$7,418,120	\$7,703,432	\$653,292	—	—	\$8,356,724	\$653,292
Travel	35,320	61,350	(10,000)	—	—	51,350	(10,000)
Operating Services	108,790	119,071	(7,000)	—	—	112,071	(7,000)
Supplies	29,134	51,773	(10,000)	—	—	41,773	(10,000)
TOTAL OPERATING EXPENSES	\$173,244	\$232,194	\$(27,000)	—	—	\$205,194	\$(27,000)
PROFESSIONAL SERVICES	\$9,148	\$14,750	—	—	—	\$14,750	—
Other Charges	—	—	—	—	—	—	—
Debt Service	—	—	—	—	—	—	—
Interagency Transfers	101,940	154,807	(23,000)	—	—	131,807	(23,000)
TOTAL OTHER CHARGES	\$101,940	\$154,807	\$(23,000)	—	—	\$131,807	\$(23,000)
Acquisitions	—	83,000	22,000	—	—	105,000	22,000
Major Repairs	—	—	—	—	—	—	—
TOTAL ACQ. & MAJOR REPAIRS	—	\$83,000	\$22,000	—	—	\$105,000	\$22,000
TOTAL EXPENDITURES	\$7,702,451	\$8,188,183	\$625,292	—	—	\$8,813,475	\$625,292
Classified	62	62	3	—	—	65	3
Unclassified	9	9	—	—	—	9	—
TOTAL AUTHORIZED T.O. POSITIONS	71	71	3	—	—	74	3
TOTAL AUTHORIZED OTHER CHARGES POSITIONS	—	—	—	—	—	—	—
TOTAL NON-T.O. FTE POSITIONS	—	—	—	—	—	—	—

8562 - Office of Environmental Compliance

Means of Financing

Description	FY2018-2019 Actuals	Existing Operating Budget as of 10/01/2019	FY2020-2021 Requested Continuation Adjustments	FY2020-2021 Requested in Technical/Other Adjustments	FY2020-2021 Requested New or Expanded Adjustments	FY2020-2021 Total Request	Over/Under EOB
STATE GENERAL FUND (Direct)	—	—	—	—	—	—	—
STATE GENERAL FUND BY:	—	—	—	—	—	—	—
INTERAGENCY TRANSFERS	—	—	—	—	—	—	—
FEEES & SELF-GENERATED	—	—	21,235,469	—	—	21,235,469	21,235,469
STATUTORY DEDICATIONS	20,373,606	21,367,010	(21,085,781)	—	—	281,229	(21,085,781)
FEDERAL FUNDS	2,526,237	2,952,974	—	—	—	2,952,974	—
TOTAL MEANS OF FINANCING	\$22,899,844	\$24,319,984	\$149,688	—	—	\$24,469,672	\$149,688

Fees and Self-Generated

Description	FY2018-2019 Actuals	Existing Operating Budget as of 10/01/2019	FY2020-2021 Requested Continuation Adjustments	FY2020-2021 Requested in Technical/Other Adjustments	FY2020-2021 Requested New or Expanded Adjustments	FY2020-2021 Total Request	Over/Under EOB
Environmental Trust Fund	—	—	21,235,469	—	—	21,235,469	21,235,469
Total:	—	—	\$21,235,469	—	—	\$21,235,469	\$21,235,469

Statutory Dedications

Description	FY2018-2019 Actuals	Existing Operating Budget as of 10/01/2019	FY2020-2021 Requested Continuation Adjustments	FY2020-2021 Requested in Technical/Other Adjustments	FY2020-2021 Requested New or Expanded Adjustments	FY2020-2021 Total Request	Over/Under EOB
Environmental Trust Fund	19,958,829	21,085,781	(21,085,781)	—	—	—	(21,085,781)
Hazardous Waste Site Cleanup Fund	73,467	—	—	—	—	—	—
Lead Hazard Reduction Fund	21,721	20,000	—	—	—	20,000	—
Oil Spill Contingency Fund	2,853	31,229	—	—	—	31,229	—
Waste Tire Management Fund	316,737	230,000	—	—	—	230,000	—
Total:	\$20,373,606	\$21,367,010	\$(21,085,781)	—	—	\$281,229	\$(21,085,781)

Expenditures and Positions

Description	FY2018-2019 Actuals	Existing Operating Budget as of 10/01/2019	FY2020-2021 Requested Continuation Adjustments	FY2020-2021 Requested in Technical/Other Adjustments	FY2020-2021 Requested New or Expanded Adjustments	FY2020-2021 Total Request	Over/Under EOB
Salaries	13,142,041	13,708,787	327,593	—	—	14,036,380	327,593
Other Compensation	127,484	—	—	—	—	—	—
Related Benefits	6,293,628	7,055,486	53,389	—	—	7,108,875	53,389
TOTAL PERSONAL SERVICES	\$19,563,153	\$20,764,273	\$380,982	—	—	\$21,145,255	\$380,982
Travel	125,801	134,980	(7,000)	—	—	127,980	(7,000)
Operating Services	820,375	1,074,356	(20,000)	—	—	1,054,356	(20,000)
Supplies	349,719	429,871	(53,000)	—	—	376,871	(53,000)
TOTAL OPERATING EXPENSES	\$1,295,895	\$1,639,207	\$(80,000)	—	—	\$1,559,207	\$(80,000)
PROFESSIONAL SERVICES	\$1,312,032	\$1,260,097	\$(43,097)	—	—	\$1,217,000	\$(43,097)
Other Charges	30,807	33,000	—	—	—	33,000	—
Debt Service	—	—	—	—	—	—	—
Interagency Transfers	92,744	122,110	(20,000)	—	—	102,110	(20,000)
TOTAL OTHER CHARGES	\$123,550	\$155,110	\$(20,000)	—	—	\$135,110	\$(20,000)
Acquisitions	605,213	501,297	(88,197)	—	—	413,100	(88,197)
Major Repairs	—	—	—	—	—	—	—
TOTAL ACQ. & MAJOR REPAIRS	\$605,213	\$501,297	\$(88,197)	—	—	\$413,100	\$(88,197)
TOTAL EXPENDITURES	\$22,899,844	\$24,319,984	\$149,688	—	—	\$24,469,672	\$149,688
Classified	235	235	—	—	—	235	—
Unclassified	—	—	—	—	—	—	—
TOTAL AUTHORIZED T.O. POSITIONS	235	235	—	—	—	235	—
TOTAL AUTHORIZED OTHER CHARGES POSITIONS	—	—	—	—	—	—	—
TOTAL NON-T.O. FTE POSITIONS	—	—	—	—	—	—	—

8563 - Office of Environmental Services

Means of Financing

Description	FY2018-2019 Actuals	Existing Operating Budget as of 10/01/2019	FY2020-2021 Requested Continuation Adjustments	FY2020-2021 Requested in Technical/Other Adjustments	FY2020-2021 Requested New or Expanded Adjustments	FY2020-2021 Total Request	Over/Under EOB
STATE GENERAL FUND (Direct)	—	—	—	—	—	—	—
STATE GENERAL FUND BY:	—	—	—	—	—	—	—
INTERAGENCY TRANSFERS	—	—	—	—	—	—	—
FEEES & SELF-GENERATED	16,600	19,790	11,959,207	—	—	11,978,997	11,959,207
STATUTORY DEDICATIONS	11,335,782	12,077,124	(11,198,132)	—	—	878,992	(11,198,132)
FEDERAL FUNDS	3,000,983	3,423,151	—	—	—	3,423,151	—
TOTAL MEANS OF FINANCING	\$14,353,364	\$15,520,065	\$761,075	—	—	\$16,281,140	\$761,075

Fees and Self-Generated

Description	FY2018-2019 Actuals	Existing Operating Budget as of 10/01/2019	FY2020-2021 Requested Continuation Adjustments	FY2020-2021 Requested in Technical/Other Adjustments	FY2020-2021 Requested New or Expanded Adjustments	FY2020-2021 Total Request	Over/Under EOB
Environmental Trust Fund	—	—	11,959,207	—	—	11,959,207	11,959,207
Fees & Self-Generated	16,600	19,790	—	—	—	19,790	—
Total:	\$16,600	\$19,790	\$11,959,207	—	—	\$11,978,997	\$11,959,207

Statutory Dedications

Description	FY2018-2019 Actuals	Existing Operating Budget as of 10/01/2019	FY2020-2021 Requested Continuation Adjustments	FY2020-2021 Requested in Technical/Other Adjustments	FY2020-2021 Requested New or Expanded Adjustments	FY2020-2021 Total Request	Over/Under EOB
Clean Water State Revolving Fund	0	500,000	—	—	—	500,000	—
Environmental Trust Fund	10,931,110	11,198,132	(11,198,132)	—	—	—	(11,198,132)
Hazardous Waste Site Cleanup Fund	32,297	—	—	—	—	—	—
Lead Hazard Reduction Fund	73,279	75,000	—	—	—	75,000	—
Waste Tire Management Fund	299,095	303,992	—	—	—	303,992	—
Total:	\$11,335,782	\$12,077,124	\$(11,198,132)	—	—	\$878,992	\$(11,198,132)

Expenditures and Positions

Description	FY2018-2019 Actuals	Existing Operating Budget as of 10/01/2019	FY2020-2021 Requested Continuation Adjustments	FY2020-2021 Requested in Technical/Other Adjustments	FY2020-2021 Requested New or Expanded Adjustments	FY2020-2021 Total Request	Over/Under EOB
Salaries	9,752,004	10,186,988	723,660	—	—	10,910,648	723,660
Other Compensation	8,627	—	—	—	—	—	—
Related Benefits	4,454,092	5,169,196	52,415	—	—	5,221,611	52,415
TOTAL PERSONAL SERVICES	\$14,214,723	\$15,356,184	\$776,075	—	—	\$16,132,259	\$776,075
Travel	42,287	49,500	—	—	—	49,500	—
Operating Services	32,787	44,157	(10,000)	—	—	34,157	(10,000)
Supplies	21,301	22,363	(3,000)	—	—	19,363	(3,000)
TOTAL OPERATING EXPENSES	\$96,375	\$116,020	\$(13,000)	—	—	\$103,020	\$(13,000)
PROFESSIONAL SERVICES	—	—	—	—	—	—	—
Other Charges	—	—	—	—	—	—	—
Debt Service	—	—	—	—	—	—	—
Interagency Transfers	42,266	47,861	(2,000)	—	—	45,861	(2,000)
TOTAL OTHER CHARGES	\$42,266	\$47,861	\$(2,000)	—	—	\$45,861	\$(2,000)
Acquisitions	—	—	—	—	—	—	—
Major Repairs	—	—	—	—	—	—	—
TOTAL ACQ. & MAJOR REPAIRS	—	—	—	—	—	—	—
TOTAL EXPENDITURES	\$14,353,364	\$15,520,065	\$761,075	—	—	\$16,281,140	\$761,075
Classified	156	160	—	—	—	160	—
Unclassified	—	—	—	—	—	—	—
TOTAL AUTHORIZED T.O. POSITIONS	156	160	—	—	—	160	—
TOTAL AUTHORIZED OTHER CHARGES POSITIONS	—	—	—	—	—	—	—
TOTAL NON-T.O. FTE POSITIONS	—	—	—	—	—	—	—

8564 - Office of Management and Finance

Means of Financing

Description	FY2018-2019 Actuals	Existing Operating Budget as of 10/01/2019	FY2020-2021 Requested Continuation Adjustments	FY2020-2021 Requested in Technical/Other Adjustments	FY2020-2021 Requested New or Expanded Adjustments	FY2020-2021 Total Request	Over/Under EOB
STATE GENERAL FUND (Direct)	—	—	—	—	—	—	—
STATE GENERAL FUND BY:	—	—	—	—	—	—	—
INTERAGENCY TRANSFERS	—	—	—	—	—	—	—
FEEES & SELF-GENERATED	3,479	5,000	18,922,284	—	—	18,927,284	18,922,284
STATUTORY DEDICATIONS	43,508,624	48,737,524	(18,125,031)	—	—	30,612,493	(18,125,031)
FEDERAL FUNDS	3,112,727	3,176,058	—	—	—	3,176,058	—
TOTAL MEANS OF FINANCING	\$46,624,830	\$51,918,582	\$797,253	—	—	\$52,715,835	\$797,253

Fees and Self-Generated

Description	FY2018-2019 Actuals	Existing Operating Budget as of 10/01/2019	FY2020-2021 Requested Continuation Adjustments	FY2020-2021 Requested in Technical/Other Adjustments	FY2020-2021 Requested New or Expanded Adjustments	FY2020-2021 Total Request	Over/Under EOB
Environmental Trust Fund	—	—	18,922,284	—	—	18,922,284	18,922,284
Fees & Self-Generated	3,479	5,000	—	—	—	5,000	—
Total:	\$3,479	\$5,000	\$18,922,284	—	—	\$18,927,284	\$18,922,284

Statutory Dedications

Description	FY2018-2019 Actuals	Existing Operating Budget as of 10/01/2019	FY2020-2021 Requested Continuation Adjustments	FY2020-2021 Requested in Technical/Other Adjustments	FY2020-2021 Requested New or Expanded Adjustments	FY2020-2021 Total Request	Over/Under EOB
Clean Water State Revolving Fund	361,106	277,000	—	—	—	277,000	—
Environmental Trust Fund	18,186,123	20,380,031	(20,380,031)	—	—	—	(20,380,031)
Hazardous Waste Site Cleanup Fund	180,393	190,000	1,200,000	—	—	1,390,000	1,200,000
Lead Hazard Reduction Fund	—	—	55,000	—	—	55,000	55,000
Motor Fuels Underground Tank	14,141,868	15,649,485	1,000,000	—	—	16,649,485	1,000,000
Oil Spill Contingency Fund	984	—	—	—	—	—	—
Waste Tire Management Fund	10,638,150	12,241,008	—	—	—	12,241,008	—
Total:	\$43,508,624	\$48,737,524	\$(18,125,031)	—	—	\$30,612,493	\$(18,125,031)

Expenditures and Positions

Description	FY2018-2019 Actuals	Existing Operating Budget as of 10/01/2019	FY2020-2021 Requested Continuation Adjustments	FY2020-2021 Requested in Technical/Other Adjustments	FY2020-2021 Requested New or Expanded Adjustments	FY2020-2021 Total Request	Over/Under EOB
Salaries	3,005,261	3,211,762	135,034	—	—	3,346,796	135,034
Other Compensation	473,054	211,043	—	—	—	211,043	—
Related Benefits	4,872,208	5,134,895	108,316	—	—	5,243,211	108,316
TOTAL PERSONAL SERVICES	\$8,350,523	\$8,557,700	\$243,350	—	—	\$8,801,050	\$243,350
Travel	18,891	21,500	—	—	—	21,500	—
Operating Services	234,921	620,506	(260,000)	—	—	360,506	(260,000)
Supplies	172,919	143,018	—	—	—	143,018	—
TOTAL OPERATING EXPENSES	\$426,731	\$785,024	\$(260,000)	—	—	\$525,024	\$(260,000)
PROFESSIONAL SERVICES	\$1,393,092	\$1,603,734	\$(38,374)	\$400,000	—	\$1,965,360	\$361,626
Other Charges	25,259,743	28,992,187	975,150	(100,000)	—	29,867,337	875,150
Debt Service	—	—	—	—	—	—	—
Interagency Transfers	11,157,048	11,861,105	(4,041)	(300,000)	—	11,557,064	(304,041)
TOTAL OTHER CHARGES	\$36,416,791	\$40,853,292	\$971,109	\$(400,000)	—	\$41,424,401	\$571,109
Acquisitions	37,694	118,832	(118,832)	—	—	—	(118,832)
Major Repairs	—	—	—	—	—	—	—
TOTAL ACQ. & MAJOR REPAIRS	\$37,694	\$118,832	\$(118,832)	—	—	—	\$(118,832)
TOTAL EXPENDITURES	\$46,624,830	\$51,918,582	\$797,253	—	—	\$52,715,835	\$797,253
Classified	52	53	1	—	—	54	1
Unclassified	—	—	—	—	—	—	—
TOTAL AUTHORIZED T.O. POSITIONS	52	53	1	—	—	54	1
TOTAL AUTHORIZED OTHER CHARGES POSITIONS	—	—	—	—	—	—	—
TOTAL NON-T.O. FTE POSITIONS	—	—	—	—	—	—	—

8565 - Office of Environmental Assessment

Means of Financing

Description	FY2018-2019 Actuals	Existing Operating Budget as of 10/01/2019	FY2020-2021 Requested Continuation Adjustments	FY2020-2021 Requested in Technical/Other Adjustments	FY2020-2021 Requested New or Expanded Adjustments	FY2020-2021 Total Request	Over/Under EOB
STATE GENERAL FUND (Direct)	—	—	—	—	—	—	—
STATE GENERAL FUND BY:	—	—	—	—	—	—	—
INTERAGENCY TRANSFERS	35,772	30,000	—	—	—	30,000	—
FEES & SELF-GENERATED	—	—	19,433,388	—	—	19,433,388	19,433,388
STATUTORY DEDICATIONS	18,147,776	31,759,925	(25,054,809)	—	—	6,705,116	(25,054,809)
FEDERAL FUNDS	5,457,697	8,623,457	—	—	—	8,623,457	—
TOTAL MEANS OF FINANCING	\$23,641,246	\$40,413,382	\$(5,621,421)	—	—	\$34,791,961	\$(5,621,421)

Fees and Self-Generated

Description	FY2018-2019 Actuals	Existing Operating Budget as of 10/01/2019	FY2020-2021 Requested Continuation Adjustments	FY2020-2021 Requested in Technical/Other Adjustments	FY2020-2021 Requested New or Expanded Adjustments	FY2020-2021 Total Request	Over/Under EOB
Environmental Trust Fund	—	—	19,433,388	—	—	19,433,388	19,433,388
Total:	—	—	\$19,433,388	—	—	\$19,433,388	\$19,433,388

Statutory Dedications

Description	FY2018-2019 Actuals	Existing Operating Budget as of 10/01/2019	FY2020-2021 Requested Continuation Adjustments	FY2020-2021 Requested in Technical/Other Adjustments	FY2020-2021 Requested New or Expanded Adjustments	FY2020-2021 Total Request	Over/Under EOB
Clean Water State Revolving Fund	1,698,327	2,078,500	—	—	—	2,078,500	—
Environmental Trust Fund	12,059,611	24,820,540	(24,820,540)	—	—	—	(24,820,540)
Hazardous Waste Site Cleanup Fund	4,266,101	4,670,140	(234,269)	—	—	4,435,871	(234,269)
Oil Spill Contingency Fund	123,737	190,745	—	—	—	190,745	—
Total:	\$18,147,776	\$31,759,925	\$(25,054,809)	—	—	\$6,705,116	\$(25,054,809)

Expenditures and Positions

Description	FY2018-2019 Actuals	Existing Operating Budget as of 10/01/2019	FY2020-2021 Requested Continuation Adjustments	FY2020-2021 Requested in Technical/Other Adjustments	FY2020-2021 Requested New or Expanded Adjustments	FY2020-2021 Total Request	Over/Under EOB
Salaries	11,091,209	11,687,792	515,353	—	—	12,203,145	515,353
Other Compensation	52,556	—	—	—	—	—	—
Related Benefits	5,271,632	5,934,979	200,333	—	—	6,135,312	200,333
TOTAL PERSONAL SERVICES	\$16,415,398	\$17,622,771	\$715,686	—	—	\$18,338,457	\$715,686
Travel	105,722	106,113	—	—	—	106,113	—
Operating Services	634,021	770,382	—	—	—	770,382	—
Supplies	236,886	246,017	—	—	—	246,017	—
TOTAL OPERATING EXPENSES	\$976,629	\$1,122,512	—	—	—	\$1,122,512	—
PROFESSIONAL SERVICES	\$384,974	\$514,582	\$(114,582)	—	—	\$400,000	\$(114,582)
Other Charges	4,363,002	13,139,650	(1,460,285)	—	—	11,679,365	(1,460,285)
Debt Service	—	—	—	—	—	—	—
Interagency Transfers	449,349	4,586,327	(1,975,000)	—	—	2,611,327	(1,975,000)
TOTAL OTHER CHARGES	\$4,812,352	\$17,725,977	\$(3,435,285)	—	—	\$14,290,692	\$(3,435,285)
Acquisitions	1,051,894	3,427,540	(2,787,240)	—	—	640,300	(2,787,240)
Major Repairs	—	—	—	—	—	—	—
TOTAL ACQ. & MAJOR REPAIRS	\$1,051,894	\$3,427,540	\$(2,787,240)	—	—	\$640,300	\$(2,787,240)
TOTAL EXPENDITURES	\$23,641,246	\$40,413,382	\$(5,621,421)	—	—	\$34,791,961	\$(5,621,421)
Classified	188	187	—	—	—	187	—
Unclassified	—	—	—	—	—	—	—
TOTAL AUTHORIZED T.O. POSITIONS	188	187	—	—	—	187	—
TOTAL AUTHORIZED OTHER CHARGES POSITIONS	—	—	—	—	—	—	—
TOTAL NON-T.O. FTE POSITIONS	—	—	—	—	—	—	—



This page has been intentionally left blank

Addenda



This page has been intentionally left blank



