

Agency Budget Request

FISCAL YEAR 2025–2026



Department of Revenue
440 — Office of Revenue



This page has been intentionally left blank

Signature Page	1
Operational Plan	3
Budget Request Overview	23
Agency Summary Statement	24
Total Agency	24
Program Summary Statement	35
4401 - Tax Collection	35
4403 - Alcohol and Tobacco Control	45
4404 - Office of Charitable Gaming	53
Source of Funding Summary	59
Agency Overview	59
Source of Funding Detail	63
Interagency Transfers	63
Statutory Dedications	67
Fees & Self-generated	69
Expenditures by Means of Financing	285
Existing Operating Budget	285
Total Request	304
Revenue Collections/Income	323
Interagency Transfers	323
Fees & Self-generated	324
Statutory Dedications	330
Justification of Differences	331
Schedule of Requested Expenditures	333
4401 - Tax Collection	333
4403 - Alcohol and Tobacco Control	337
4404 - Office of Charitable Gaming	341
Continuation Budget Adjustments	343
Agency Summary Statement	344
Total Agency	344
Continuation Budget Adjustments - Summarized	347

Program Summary Statement	362
4401 - Tax Collection	362
4403 - Alcohol and Tobacco Control	365
4404 - Office of Charitable Gaming	368
Continuation Budget Adjustments - by Program	371
Form 37213 — NR - Carryforwards	371
Form 37214 — NR - Acquisitions and Major Repairs	375
Form 37216 — Inflation Factor	381
Form 38301 — 440 - ATC CB-8 MOF SWAP INFLATION	388
Form 37805 — 440 - TC CB-6 SG PERSONAL SERVICES ADJUSTMENT	390
Form 37814 — 440 - TC CB-6 SG OTHER CHARGES WAGE ADJUSTMENT	392
Form 38025 — 440 - CG CB-6 SG PERSONAL SERVICES ADJUSTMENT	394
Form 38313 — 440 - ATC CB-6 SG PERSONAL SERVICES ADJUSTMENT	396
Form 38325 — 440 - ATC CB-7 SG ENFORCEMENT AGENTS ALCOHOL CONTROL	398
Form 37819 — 440 - TC CB-8 SG ACQUISITIONS	402
Form 37832 — 440 - TC CB-8 SG OFFICE EXPANSION - CID	405
Form 38317 — 440 - ATC CB-8 SG and SD EQUIPMENT REPLACEMENT	408
Form 38358 — 440 - ATC CB-8 SD LINE ITEM ADJUSTMENT	411
Form 37841 — 440 - TC CB-8T SG CASINO WINNING OFFSET PROGRAM - ODR	413
Form 37895 — 440 - TC CB-8T SG AUDIT SELECTION SOFTWARE - GRP III	415
Technical and Other Adjustments	417
Agency Summary Statement	418
Total Agency	418
Program Breakout	419
Program Summary Statement	420
4401 - Tax Collection	420
4403 - Alcohol and Tobacco Control	421
4404 - Office of Charitable Gaming	422
New or Expanded Requests	423
Agency Summary Statement	424
Total Agency	424
Program Summary Statement	426
4401 - Tax Collection	426
4403 - Alcohol and Tobacco Control	428

4404 - Office of Charitable Gaming	430
Total Request Summary	433
Agency Summary Statement	434
Total Agency	434
Program Summary Statement	437
4401 - Tax Collection	437
4403 - Alcohol and Tobacco Control	439
4404 - Office of Charitable Gaming	442
Addenda	445
Interagency Transfers	446
General Addenda	470

Signature Page



BUDGET REQUEST

Fiscal Year Ending June 30, 2026

NAME OF DEPARTMENT / AGENCY: DEPARTMENT OF REVENUE
BUDGET UNIT: OFFICE OF REVENUE
SCHEDULE NUMBER: 12-440
TELEPHONE NUMBER: 225-219-2717

PHYSICAL ADDRESS: 617 N. THIRD STREET
BATON ROUGE, LA
ZIP CODE: 70802
WEB ADDRESS: WWW.REVENUE.LOUISIANA.GOV

WE HEREBY CERTIFY THAT THE STATEMENTS AND FIGURES ON THE ACCOMPANYING FORMS ARE TRUE AND CORRECT TO THE BEST OF OUR KNOWLEDGE.

<p>HEAD OF DEPARTMENT: <u></u> PRINTED NAME/TITLE: <u>JARROD J. CONIGLIO/DEP SECRETARY</u> DATE: <u>NOVEMBER 1, 2024</u> EMAIL ADDRESS: <u>JARROD.CONIGLIO2@LA.GOV</u></p>	<p>HEAD OF BUDGET UNIT: <u></u> PRINTED NAME/TITLE: <u>LAURA LAPEZE / UNDERSECRETARY</u> DATE: <u>NOVEMBER 1, 2024</u> EMAIL ADDRESS: <u>LAURA.LAPEZE@LA.GOV</u></p>
<p>PROGRAM CONTACT PERSON: <u>JARROD J. CONIGLIO</u> TITLE: <u>DEPUTY SECRETARY</u> TELEPHONE NUMBER: <u>225-219-2717</u> EMAIL ADDRESS: <u>JARROD.CONIGLIO2@LA.GOV</u></p>	<p>FINANCIAL CONTACT PERSON: <u>RUTHA A. CAYETTE</u> TITLE: <u>BUDGET ADMINISTRATOR</u> TELEPHONE NUMBER: <u>225-219-2300</u> EMAIL ADDRESS: <u>RUTHA.CAYETTE@LA.GOV</u></p>

Operational Plan

STATE OF LOUISIANA
Operational Plan Form
Department Goals

DEPARTMENT NUMBER AND NAME: DOR - DOR

DEPARTMENT MISSION:

The Department of Revenue is comprised of one (1) budget unit: Office of Revenue.

DEPARTMENT GOALS:

STATE OF LOUISIANA
Operational Plan Form
Agency Goals

AGENCY NUMBER AND NAME: 440 - Office of Revenue

AGENCY MISSION:

The vision of the Louisiana Department of Revenue is to be a results-based, innovative, and focused organization that is capable of rapidly responding to the needs of its citizens/stakeholders. The mission is to fairly and efficiently collect state tax revenue to fund public services and regulate the sale of alcoholic beverages, tobacco, and charitable gaming within Louisiana.

AGENCY GOALS:

LDR wants to continuously improve and enhance its abilities in the areas of:

- Customer service;
- Operational efficiencies and accuracy; and,
- Voluntary compliance and enforcement.

The agency's core values are:

- Trust – Maintain a mutual respect and shared confidence between managers and employees.
- Integrity – Maintain an ethical standard of honesty and consistency.
- Professionalism – Maintain a reputation of fairness, courtesy, and reliability.
- Responsiveness – Focus on identifying and satisfying external and internal customer needs.
- Communication – Encourage an ongoing creative exchange of ideas between employees and management.
- Unity – Work together to accomplish our common goals.

The agency is currently broken down into three main groups that are managed by a specific appointing authority. Each group is thereafter separated into various divisions and some divisions are broken down into units which perform specific tasks and/or functions. Collectively, each unit, division and group performs the agency's core functions of: Collecting tax dollars owed the state of Louisiana; communicating pertinent information to all internal and external stakeholders and customers; processing all tax returns and other information sent to the agency in a timely manner; and educating all internal and external customers and stakeholders on the tax laws and policies of the state of Louisiana.

LDR has three programs: Tax Collection, Alcohol and Tobacco Control and Charitable Gaming.

STATEMENT OF AGENCY STRATEGY FOR DEVELOPMENT OF HUMAN RESOURCE POLICIES THAT ARE HELPFUL AND BENEFICIAL TO WOMEN AND FAMILIES:

As affirmed in Revised Statute 39:31(C)(9), the Department is cognizant that female employees comprise the majority (75.77%) of the permanent staff within the Department and has enacted the human resources policies that are helpful and beneficial to women and families.

STATE OF LOUISIANA
Operational Plan Form
Agency Goals

STATE OF LOUISIANA
Operational Plan Form
Program Goals

PROGRAM NUMBER AND NAME: 4401 - Tax Collection

PROGRAM AUTHORIZATION:

Title 36, Chapter 10 of the Louisiana Revised Statutes

PROGRAM MISSION:

LDR wants to be a results-based, innovative, and focused organization that is capable of rapidly responding to the needs of its citizens/stakeholders. LDR exists to fairly and efficiently collect state tax revenues to fund public services and regulate the sale of alcoholic beverages, tobacco, and charitable gaming within Louisiana. LDR wants to continuously improve its abilities in the areas of Customer Service, Operational Efficiency & Accuracy, and Voluntary Compliance & Enforcement by achieving the group initiatives. The Tax Collection Program continuously wants to improve its abilities in the areas of Customer Service; Operational Effectiveness & Accuracy; and Compliance & Enforcement.

- Operational Efficiency and Accuracy means to utilize processes that will strategically streamline operations, lower operating costs, and increase operating effectiveness.
- Voluntary Compliance and Enforcement means to utilize efficient processes and mechanisms that encourage and ensure voluntary compliance is easier and less complex. Meanwhile, these processes and mechanisms should also make involuntary compliance less necessary; but, also ensure involuntary compliance is more productive and efficient. Target measures gauge the success of the agency's compliance and enforcements efforts.

PROGRAM GOALS:

- I. To improve the level of service provided to the citizens, businesses and stakeholders through improved operations in the customer service call center, decreased response time on incoming correspondence and improved refund processing times.
- II. Utilize processes that will strategically streamline operations and increase operating effectiveness by improving average return processing time and improving average remittance processing while increasing the percentage of funds deposited within 24 hours.
- III. Utilize efficient processes and mechanisms that encourage compliance and reduce complexity making involuntary compliance less necessary and in doing so become more productive and efficient.

PROGRAM ACTIVITY:

STATE OF LOUISIANA

Operational Plan Form

Program Goals

PROGRAM NUMBER AND NAME: 4401 - Tax Collection

Louisiana's tax system is based on the concept of voluntary compliance, with the expectation that taxpayers will voluntarily pay the right amount of tax timely. The program engages in a wide range of activities that directly or indirectly promote voluntary compliance, stretching from activities that occur before the taxpayer begins to fill out his or her return to enforcement of the tax laws through criminal prosecution. The program comprises the following core activities:

Tax Policy Management - Tax policy activities focus on providing timely and accurate information for policy decision makers, clear guidance to taxpayers, employees, and the public regarding tax law and policy application, and coordinating interdivisional policy analysis and studies. Specific functions include preparing fiscal notes; analyzing and drafting legislation; drafting rules and coordinating the rule-making process; drafting other interpretative statements; and engaging in a number of stakeholder efforts to address emerging and/or sensitive policy issues.

Revenue Collection & Distribution - The collection of data and revenues is an essential function of the tax collection program and is an invaluable resource for revenue forecasting, policy considerations by the Governor and Legislature, and issuance of refunds, rebates and other tax incentives. Primary activities include taxpayer registration, tax return and remittance processing, taxpayer account maintenance, and accounting for and distributing state and local tax revenues.

Taxpayer Assistance - Voluntary compliance is promoted through taxpayer education, information and assistance. Primary activities include helping taxpayers understand their tax reporting and payment obligations via telephone and personal contact, responding to written inquiries, outreach opportunities, consultation visits, and processing of tax exemptions, certifications, permits, and clearances.

Tax Compliance - Tax Compliance activities support voluntary compliance by promoting an optimal level of accurate tax reporting and payment. Activities include examining, auditing, or investigating returns, refund and rebate claims, and reports. Staff conducts tax return examinations and reconciles internal and external information to identify non-filers and under reporters. Field staff, located throughout this state and the United States, conduct audits of businesses that have activity in Louisiana by working directly with taxpayers to identify and correct improper reporting.

Tax Enforcement - The Department is responsible for enforcing the tax laws for those who do not comply voluntarily. Primary activities include the collection of tax dollars owing on delinquent accounts, investigations to discourage tax fraud and evasion, and legal services to defend the state's interest through litigation of tax issues.

Administration - Internal administrative services support activities to effectively carryout agency operations and the strategic business plan. These services include the overall management of the agency through executive oversight, internal auditing, accounting and budgeting, payroll administration, facilities management, purchasing, human resources, organizational development, forms management, mail services and technology management.

STATE OF LOUISIANA
Operational Plan Form
Program Goals

PROGRAM NUMBER AND NAME: 4403 - Alcohol and Tobacco Control

PROGRAM AUTHORIZATION:

R.S. 14:93.20; R.S. 15:578 (A)(1); Title 26 of the La. Revised Statutes; R.S. 36:451(B) and (C), 458(E), 459(F), and 921(C).

PROGRAM MISSION:

The mission of the Office of Alcohol and Tobacco Control (ATC) is to regulate the alcoholic beverage and tobacco industries and to consistently enforce state regulations under Title 26. The agency is committed to reducing alcohol and tobacco consumption by under aged individuals and limiting their access to these products through a combination of effective education and aggressive enforcement efforts. Active coordination with other local, state and federal agencies, local law enforcement and universities is an essential part of our mission.

PROGRAM GOALS:

- I. Provide consistent effective, efficient regulation and enforcement of the alcohol and tobacco industries to protect the citizens of Louisiana and the stakeholders in the industries.
- II. Provide effective and efficient customer service to the permit holders.
- III. Limit underage individual's access to alcohol and tobacco products. Reduce the sale and distribution of unsafe and illegal tobacco and vape products.

PROGRAM ACTIVITY:

The Office of Alcohol and Tobacco Control is comprised of the Administrative and Certification Division and the Enforcement and Field Certification Division. The Administrative and Certification Division is responsible for licensing alcoholic beverage licensees, tobacco licensees, and responsible vendor providers, trainers, and servers. The Administrative Division issues approximately 30,000 alcohol and tobacco permits annually, as well as over 100,000 responsible vendor server permits statewide. The Enforcement Division is responsible for enforcing Title 26, the Beer and Liquor Law, and the Louisiana Administrative Code. Enforcement agents, in conjunction with local law enforcement personnel, conduct random inspections at locations where alcoholic beverages and tobacco products are sold. Agents also investigate current license holders' operations to ensure compliance with complex fair trade laws that govern the industries. The Division conducts over 20,000 inspections and compliance checks annually.

STATE OF LOUISIANA
Operational Plan Form
Program Goals

PROGRAM NUMBER AND NAME: 4404 - Office of Charitable Gaming

PROGRAM AUTHORIZATION:

Title 26 of the Louisiana Revised Statutes; Act 1188 of 1995

PROGRAM MISSION:

To administer efficiently and effectively the state's tax and regulatory statutes in a manner that will generate the highest degree of public confidence in the Department's integrity and fairness.

PROGRAM GOALS:

- I. Decrease the potential for fraud in the conducting of the games of chance in the State of Louisiana.
- II. Prevent the infiltration of elements of organized crime into the charitable gaming industry.

PROGRAM ACTIVITY:

The Office is comprised of the Administrative, Certification, and Audit and Enforcement Sections. The Administrative Section is responsible for administering and enforcing the laws and regulations associated with the activities of charitable gaming. The Certification Section is responsible for the review of applications requesting a license to conduct charitable gaming activities and the issuance of the license. Approximately 1,200 licenses are issued each year. The Audit and Enforcement Section is responsible for on-site inspection of gaming activities, training of organizations, review of required books and records maintained by organizations, and enforcement of gaming laws and regulations.

STATE OF LOUISIANA
Operational Plan Form
Activities/Objectives - Performance Indicators

DEPARTMENT ID: 12 - LDR

AGENCY ID: 440 - Office of Revenue

PROGRAM ID: 4401 - Tax Collection

PM OBJECTIVE: 4401-01 - By June 30, 2028, provide efficient delivery of information and quality service options for taxpayers to comply with state tax laws by increasing the number of taxpayer correspondence responded to within 30 days to 95%, increase the percent of phone calls answered to 92%, and increasing the number of individual tax refunds and the business tax refunds issued within 90 days to 96% and 88% respectively.

Children's Budget Link:

Not Applicable

Human Resource Policies Beneficial to Women and Families Link:

The department cannot identify and explain the link between this objective and the department's strategies for development and support. However, as affirmed in Revised Statute 39:31 (C)(9), the Department is cognizant that female employees comprise the majority (75.77%) of the permanent staff within the Department and has enacted the human resources policies that are helpful and beneficial to women and families.

Other Links (TANF, Tobacco Settlement, Workforce Development Commission, or Other):

Not Applicable

Explanatory Notes:

Not Applicable

Performance Indicator	Level	Performance Indicator Name	Unit	Performance Indicator Values						
				Year End Performance Standard 2023 - 2024	Actual Year End Performance 2023 - 2024	Performance Standard as Initially Appropriated 2024 - 2025	Existing Performance Standard 2024 - 2025	Performance at Continuation Budget Level 2025 - 2026	Performance at Executive Budget Level 2025 - 2026	Performance Standard as Initially Appropriated 2025 - 2026
23676	K	Percentage of taxpayer correspondence responded to by Collections and Business Tax Enforcement divisions within 30 Days	P	94	99	94	94	95	0	0
25177	K	Percentage of Call Center phone calls answered	P	93	95.5	92	92	94	0	0
25178	K	Percentage of individual income tax refunds ready to be issued within 90 days of receipt of tax return	P	96	97.4	96	96	96	0	0
25179	K	Percentage of business tax refunds ready to be issued within 90 days of receipt of tax return	P	85	81.5	85	85	83	0	0

STATE OF LOUISIANA
Operational Plan Form
Activities/Objectives - Performance Indicators

DEPARTMENT ID: 12 - LDR

AGENCY ID: 440 - Office of Revenue

PROGRAM ID: 4401 - Tax Collection

Performance Indicator	Level	Performance Indicator Name	Unit	General Performance Information				
				Performance Indicator Values				
				Prior Year Actual FY2019 - 2020	Prior Year Actual FY2020 - 2021	Prior Year Actual FY2021 - 2022	Prior Year Actual FY2022 - 2023	Prior Year Actual FY2023 - 2024
14048	G	Percent of tax returns filed electronically	P	83.17	83.51	84.85	84.34	64.55
14049	G	Total number of tax returns filed electronically	N	3,340,860	3,844,380	3,767,450	3,888,321	2,296,859
14098	G	Percentage of total revenue collected electronically for individual taxes	P	54	27	27	25	26
17511	G	Total revenue collected that is deposited within 24 hours (in millions)	D	10,600	11,334	13,741	14,106	14,280
21794	G	Percentage of individual tax returns filed electronically	P	88.08	88.78	89.29	90.46	91.06
21795	G	Percentage of business tax returns filed electronically	P	77.89	77.24	80.41	80.7	40.02
21796	G	Total net collections	D	8,839,580,981	10,172,902,465	11,745,679,600	12,531,701,687	12,633,384,216
21797	G	Percentage change in total net collections	P	-6.54	15.08	15.46	6.69	0.81
23666	G	Cost to collect \$100 of revenue	D	0.87	0.89	0.71	0.73	0.71
25671	G	Percent of collections under litigation recovered by legal services	P	31	34	40	31.4	40
25672	G	Number of litigation files closed	N	1,517	1,320	1,213	1,091	1,073
26324	G	Total Field Audit collections	D	73,880,824	102,163,208	152,288,721	142,981,508	148,372,100
3456	G	Percentage of total revenue collected electronically for business taxes	P	97	96	97	97	98
3457	G	Total number of tax returns filed	N	4,016,697	4,603,605	4,440,057	4,546,322	4,564,908

STATE OF LOUISIANA
Operational Plan Form
Activities/Objectives - Performance Indicators

DEPARTMENT ID: 12 - LDR

AGENCY ID: 440 - Office of Revenue

PROGRAM ID: 4401 - Tax Collection

PM OBJECTIVE: 4401-02 - By June 30, 2028, utilize processes that will strategically streamline operations, lower operating costs and increase operating effectiveness by improving average return processing time at or below 2.0 days, improving average remittance processing time at or below 1.0 day, improving the percentage of funds deposited timely at or above 96%.

Children's Budget Link:

Not Applicable

Human Resource Policies Beneficial to Women and Families Link:

The department cannot identify and explain the link between this objective and the department's strategies for development and support. However, as affirmed in Revised Statute 39:31 (C)(9), the Department is cognizant that female employees comprise the majority (75.77%) of the permanent staff within the Department and has enacted the human resources policies that are helpful and beneficial to women and families.

Other Links (TANF, Tobacco Settlement, Workforce Development Commission, or Other):

Not Applicable

Explanatory Notes:

Not Applicable

Performance Indicator	Level	Performance Indicator Name	Unit	Performance Indicator Values						
				Year End Performance Standard 2023 - 2024	Actual Year End Performance 2023 - 2024	Performance Standard as Initially Appropriated 2024 - 2025	Existing Performance Standard 2024 - 2025	Performance at Continuation Budget Level 2025 - 2026	Performance at Executive Budget Level 2025 - 2026	Performance Standard as Initially Appropriated 2025 - 2026
25165	K	Average overall return processing time (in days)	N	2	1.28	2	2	2	0	0
25166	K	Average overall remittance processing time (in days)	N	1	0.71	1	1	1	0	0
3474	K	Percentage of funds deposited within 24 hours of receipt	P	96	83.36	96	96	97	0	0

STATE OF LOUISIANA
Operational Plan Form
Activities/Objectives - Performance Indicators

DEPARTMENT ID: 12 - LDR

AGENCY ID: 440 - Office of Revenue

PROGRAM ID: 4401 - Tax Collection

PM OBJECTIVE: 4401-03 - By June 30, 2028, utilize efficient processes and mechanisms that encourage compliance and reduce complexity making involuntary compliance less necessary by reducing the percent of "no change" tax audits to 20%, increase percentage of individual tax returns audited by 10%, increase the amount of intercepted fraudulent refunds from \$10 million to \$12 million, and maintain an inventory of less than 200 criminal investigations files.

Children's Budget Link:

Not Applicable

Human Resource Policies Beneficial to Women and Families Link:

The department cannot identify and explain the link between this objective and the department's strategies for development and support. However, as affirmed in Revised Statute 39:31 (C)(9), the Department is cognizant that female employees comprise the majority (75.77%) of the permanent staff within the Department and has enacted the human resources policies that are helpful and beneficial to women and families.

Other Links (TANF, Tobacco Settlement, Workforce Development Commission, or Other):

Not Applicable

Explanatory Notes:

Not Applicable

Performance Indicator	Level	Performance Indicator Name	Unit	Performance Indicator Values						
				Year End Performance Standard 2023 - 2024	Actual Year End Performance 2023 - 2024	Performance Standard as Initially Appropriated 2024 - 2025	Existing Performance Standard 2024 - 2025	Performance at Continuation Budget Level 2025 - 2026	Performance at Executive Budget Level 2025 - 2026	Performance Standard as Initially Appropriated 2025 - 2026
25174	K	Amount of intercepted fraudulent refunds (in millions)	D	12	71	25	25	40	0	0
25998	K	Percent increase in the number of individual income tax returns audited	P	2	2	2	2	2	0	0
25999	K	Number of concluded investigations	N	350	281	350	350	400	0	0

STATE OF LOUISIANA
Operational Plan Form
Activities/Objectives - Performance Indicators

DEPARTMENT ID: 12 - LDR

AGENCY ID: 440 - Office of Revenue

PROGRAM ID: 4401 - Tax Collection

PM OBJECTIVE: 4401-04 - Through the collections activity, by June 30, 2028, increase the collection of delinquent debt owed to the State of Louisiana, by increasing the utilization of authorized voluntary tools (not including tax offsets) used at least 26,000 times per year.

Children's Budget Link:

Not Applicable

Human Resource Policies Beneficial to Women and Families Link:

The department cannot identify and explain the link between this objective and the department's strategies for development and support. However, as affirmed in Revised Statute 39:31 (C)(9), the Department is cognizant that female employees comprise the majority (75.77%) of the permanent staff within the Department and has enacted the human resources policies that are helpful and beneficial to women and families.

Other Links (TANF, Tobacco Settlement, Workforce Development Commission, or Other):

Not Applicable

Explanatory Notes:

Not Applicable

Performance Indicator	Level	Performance Indicator Name	Unit	Performance Indicator Values						
				Year End Performance Standard 2023 - 2024	Actual Year End Performance 2023 - 2024	Performance Standard as Initially Appropriated 2024 - 2025	Existing Performance Standard 2024 - 2025	Performance at Continuation Budget Level 2025 - 2026	Performance at Executive Budget Level 2025 - 2026	Performance Standard as Initially Appropriated 2025 - 2026
26000	K	Increase in the number of times authorized non-voluntary tools are utilized per year (not including tax offsets)	N	9,000	19,181	14,000	14,000	22,000	0	0

STATE OF LOUISIANA
Operational Plan Form
Activities/Objectives - Performance Indicators

DEPARTMENT ID: 12 - LDR

AGENCY ID: 440 - Office of Revenue

PROGRAM ID: 4401 - Tax Collection

PM OBJECTIVE: 4401-05 - Through the collections activity, by June 30, 2028, increase yearly collection amounts on Office of Debt Recovery initiated efforts to \$6 million per year (not including tax offsets).

Children's Budget Link:

Not Applicable

Human Resource Policies Beneficial to Women and Families Link:

The department cannot identify and explain the link between this objective and the department's strategies for development and support. However, as affirmed in Revised Statute 39:31 (C)(9), the Department is cognizant that female employees comprise the majority (75.77%) of the permanent staff within the Department and has enacted the human resources policies that are helpful and beneficial to women and families.

Other Links (TANF, Tobacco Settlement, Workforce Development Commission, or Other):

Not Applicable

Explanatory Notes:

Not Applicable

Performance Indicator	Level	Performance Indicator Name	Unit	Performance Indicator Values						
				Year End Performance Standard 2023 - 2024	Actual Year End Performance 2023 - 2024	Performance Standard as Initially Appropriated 2024 - 2025	Existing Performance Standard 2024 - 2025	Performance at Continuation Budget Level 2025 - 2026	Performance at Executive Budget Level 2025 - 2026	Performance Standard as Initially Appropriated 2025 - 2026
26001	K	Increase the amount collected through ODR initiated authorized collection tools to \$6 million per year (not including tax offsets)	D	3,000,000	5,889,705	4,250,000	4,250,000	2,500,000	0	0

STATE OF LOUISIANA
Operational Plan Form
Activities/Objectives - Performance Indicators

DEPARTMENT ID: 12 - LDR

AGENCY ID: 440 - Office of Revenue

PROGRAM ID: 4403 - Alcohol and Tobacco Control

PM OBJECTIVE: 4403-02 - By June 30, 2028, through the Certification and Licensing activity, decrease the average time to receive alcohol and tobacco permits from 10 days to less than 7 days.

Children's Budget Link:

Not Applicable

Human Resource Policies Beneficial to Women and Families Link:

The department cannot identify and explain the link between this objective and the department's strategies for development and support. However, as affirmed in Revised Statute 39:31 (C)(9), the Department is cognizant that female employees comprise the majority (75.77%) of the permanent staff within the Department and has enacted the human resources policies that are helpful and beneficial to women and families.

Other Links (TANF, Tobacco Settlement, Workforce Development Commission, or Other):

Not Applicable

Explanatory Notes:

Performance Indicator	Level	Performance Indicator Name	Unit	Performance Indicator Values						
				Year End Performance Standard 2023 - 2024	Actual Year End Performance 2023 - 2024	Performance Standard as Initially Appropriated 2024 - 2025	Existing Performance Standard 2024 - 2025	Performance at Continuation Budget Level 2025 - 2026	Performance at Executive Budget Level 2025 - 2026	Performance Standard as Initially Appropriated 2025 - 2026
6848	K	Average time for applicants to receive alcohol and tobacco permits (in days)	N	10	6.6	10	10	8	0	0

STATE OF LOUISIANA
Operational Plan Form
Activities/Objectives - Performance Indicators

DEPARTMENT ID: 12 - LDR

AGENCY ID: 440 - Office of Revenue

PROGRAM ID: 4403 - Alcohol and Tobacco Control

Performance Indicator	Level	Performance Indicator Name	Unit	General Performance Information				
				Performance Indicator Values				
				Prior Year Actual FY2019 - 2020	Prior Year Actual FY2020 - 2021	Prior Year Actual FY2021 - 2022	Prior Year Actual FY2022 - 2023	Prior Year Actual FY2023 - 2024
23680	G	Total number of tobacco investigations	N	37	0	12	10	11
3548	G	Number of tobacco permit applications denied	N	8	10	109	275	234
3552	G	Number of alcohol permit applications denied	N	30	67	412	460	651
6849	G	Total number of alcohol permits processed	N	11,063	9,230	17,456	15,735	18,828
6850	G	Number of new Class A & B permits issued	N	8,199	1,750	8,618	1,039	914
6851	G	Number of new special events permits issued	N	2,621	277	2,363	2,622	2,868
6852	G	Number of alcohol permit renewals processed	N	6,435	7,263	9,877	7,557	9,725
6853	G	Total number of tobacco permits processed	N	4,801	4,944	5,841	4,804	5,893
6854	G	Number of tobacco permits issued	N	8,721	4,215	5,732	4,529	5,659
6855	G	Number of tobacco permit renewals processed	N	3,920	3,308	4,483	3,330	4,420
6860	G	Total number of summonses and arrests	N	74	915	2	13	8
6861	G	Total number of citations issued	N	973	242	3,661	3,109	3,971

STATE OF LOUISIANA
Operational Plan Form
Activities/Objectives - Performance Indicators

DEPARTMENT ID: 12 - LDR

AGENCY ID: 440 - Office of Revenue

PROGRAM ID: 4403 - Alcohol and Tobacco Control

PM OBJECTIVE: 4403-03 - By June 30, 2028, through the Enforcement and Regulation activity, provide the State of Louisiana with an effective regulatory system for the alcoholic beverage and tobacco industries, to increase the number of compliance checks to 12,500 and the total number of full inspections to 15,500 in order to reduce sale of alcohol and tobacco products (including vapor products) to underage individuals.

Children's Budget Link:

Not Applicable

Human Resource Policies Beneficial to Women and Families Link:

The department cannot identify and explain the link between this objective and the department's strategies for development and support. However, as affirmed in Revised Statute 39:31 (C)(9), the Department is cognizant that female employees comprise the majority (75.77%) of the permanent staff within the Department and has enacted the human resources policies that are helpful and beneficial to women and families.

Other Links (TANF, Tobacco Settlement, Workforce Development Commission, or Other):

Not Applicable

Explanatory Notes:

Performance Indicator	Level	Performance Indicator Name	Unit	Performance Indicator Values						
				Year End Performance Standard 2023 - 2024	Actual Year End Performance 2023 - 2024	Performance Standard as Initially Appropriated 2024 - 2025	Existing Performance Standard 2024 - 2025	Performance at Continuation Budget Level 2025 - 2026	Performance at Executive Budget Level 2025 - 2026	Performance Standard as Initially Appropriated 2025 - 2026
26002	K	Total number of full inspections	N	12,500	20,585	14,500	14,500	15,500	0	0
6858	K	Total number of compliance checks	N	10,500	20,132	12,250	12,250	14,500	0	0

STATE OF LOUISIANA
Operational Plan Form
Activities/Objectives - Performance Indicators

DEPARTMENT ID: 12 - LDR

AGENCY ID: 440 - Office of Revenue

PROGRAM ID: 4404 - Office of Charitable Gaming

PM OBJECTIVE: 4404-01 - Through the Auditing and Enforcement activity, monitor charitable gaming activity to ensure compliance with charitable gaming laws in the state of Louisiana by each auditor conducting 16 audits per year through June 30, 2028.

Children's Budget Link:

Not Applicable

Human Resource Policies Beneficial to Women and Families Link:

The department cannot identify and explain the link between this objective and the department's strategies for development and support. However, as affirmed in Revised Statute 39:31 (C)(9), the Department is cognizant that female employees comprise the majority (75.77%) of the permanent staff within the Department and has enacted the human resources policies that are helpful and beneficial to women and families.

Other Links (TANF, Tobacco Settlement, Workforce Development Commission, or Other):

Not Applicable

Explanatory Notes:

Performance Indicator	Level	Performance Indicator Name	Unit	Performance Indicator Values						
				Year End Performance Standard 2023 - 2024	Actual Year End Performance 2023 - 2024	Performance Standard as Initially Appropriated 2024 - 2025	Existing Performance Standard 2024 - 2025	Performance at Continuation Budget Level 2025 - 2026	Performance at Executive Budget Level 2025 - 2026	Performance Standard as Initially Appropriated 2025 - 2026
26784	K	Number of licensed entities audited per year.	N	80	48	80	80	80	0	0

STATE OF LOUISIANA
Operational Plan Form
Activities/Objectives - Performance Indicators

DEPARTMENT ID: 12 - LDR

AGENCY ID: 440 - Office of Revenue

PROGRAM ID: 4404 - Office of Charitable Gaming

PM OBJECTIVE: 4404-02 - "Through the Auditing and Enforcement activity, monitor charitable gaming activity to ensure compliance with charitable gaming laws in the state of Louisiana by each auditor conducting 70 inspections per year through June 30, 2028."

Children's Budget Link:

No Applicable

Human Resource Policies Beneficial to Women and Families Link:

The department cannot identify and explain the link between this objective and the department's strategies for development and support. However, as affirmed in Revised Statute 39:31 (C)(9), the Department is cognizant that female employees comprise the majority (75.77%) of the permanent staff within the Department and has enacted the human resources policies that are helpful and beneficial to women and families.

Other Links (TANF, Tobacco Settlement, Workforce Development Commission, or Other):

No Applicable

Explanatory Notes:

Performance Indicator	Level	Performance Indicator Name	Unit	Performance Indicator Values						
				Year End Performance Standard 2023 - 2024	Actual Year End Performance 2023 - 2024	Performance Standard as Initially Appropriated 2024 - 2025	Existing Performance Standard 2024 - 2025	Performance at Continuation Budget Level 2025 - 2026	Performance at Executive Budget Level 2025 - 2026	Performance Standard as Initially Appropriated 2025 - 2026
26785	K	Number of licensed entities inspected per year.	N	350	178	350	350	350	0	0

Performance Indicator	Level	Performance Indicator Name	Unit	General Performance Information				
				Performance Indicator Values				
				Prior Year Actual FY2019 - 2020	Prior Year Actual FY2020 - 2021	Prior Year Actual FY2021 - 2022	Prior Year Actual FY2022 - 2023	Prior Year Actual FY2023 - 2024
1973	G	Number of investigations conducted	N	22	28	16	14	8
1974	G	Number of audits conducted	N	42	50	55	65	48
1975	G	Number of inspections conducted	N	314	354	199	291	178

STATE OF LOUISIANA
Operational Plan Form
Activities/Objectives - Performance Indicators

DEPARTMENT ID: 12 - LDR

AGENCY ID: 440 - Office of Revenue

PROGRAM ID: 4404 - Office of Charitable Gaming

PM OBJECTIVE: 4404-03 - Through the Certification activity, 60 licensed entities will be trained on charitable gaming laws, regulations and reporting requirements per year through 2028.

Children's Budget Link:

Not Applicable

Human Resource Policies Beneficial to Women and Families Link:

The department cannot identify and explain the link between this objective and the department's strategies for development and support. However, as affirmed in Revised Statute 39:31 (C)(9), the Department is cognizant that female employees comprise the majority (75.77%) of the permanent staff within the Department and has enacted the human resources policies that are helpful and beneficial to women and families.

Other Links (TANF, Tobacco Settlement, Workforce Development Commission, or Other):

Not Applicable

Explanatory Notes:

Performance Indicator	Level	Performance Indicator Name	Unit	Performance Indicator Values						
				Year End Performance Standard 2023 - 2024	Actual Year End Performance 2023 - 2024	Performance Standard as Initially Appropriated 2024 - 2025	Existing Performance Standard 2024 - 2025	Performance at Continuation Budget Level 2025 - 2026	Performance at Executive Budget Level 2025 - 2026	Performance Standard as Initially Appropriated 2025 - 2026
26786	K	Number of licensed entities trained per year.	N	60	149	60	60	60	0	0

Budget Request Overview

AGENCY SUMMARY STATEMENT

Total Agency

Means of Financing

Description	FY2023-2024 Actuals	Existing Operating Budget as of 10/01/2024	FY2025-2026 Total Request	Over/Under EOB	Percent Change
STATE GENERAL FUND (Direct)	—	—	—	—	—
STATE GENERAL FUND BY:	—	—	—	—	—
INTERAGENCY TRANSFERS	493,883	515,000	515,000	—	—
FEES & SELF-GENERATED	109,371,252	122,829,667	131,908,931	9,079,264	7.39%
STATUTORY DEDICATIONS	557,914	557,914	557,914	—	—
FEDERAL FUNDS	—	—	—	—	—
TOTAL MEANS OF FINANCING	\$110,423,050	\$123,902,581	\$132,981,845	\$9,079,264	7.33%

Fees and Self-Generated

Description	FY2023-2024 Actuals	Existing Operating Budget as of 10/01/2024	FY2025-2026 Total Request	Over/Under EOB	Percent Change
Fees & Self-generated	109,271,252	122,729,667	131,808,931	9,079,264	7.40%
LA Entertainment Development Dedicated Fund Account	100,000	100,000	100,000	—	—
Total:	\$109,371,252	\$122,829,667	\$131,908,931	\$9,079,264	7.39%

Statutory Dedications

Description	FY2023-2024 Actuals	Existing Operating Budget as of 10/01/2024	FY2025-2026 Total Request	Over/Under EOB	Percent Change
Tobacco Regulation Enforcement Fund	557,914	557,914	557,914	—	—
Total:	\$557,914	\$557,914	\$557,914	—	—

Agency Expenditures

Description	FY2023-2024 Actuals	Existing Operating Budget as of 10/01/2024	FY2025-2026 Total Request	Over/Under EOB	Percent Change
Salaries	41,181,035	44,902,361	50,048,854	5,146,493	11.46%
Other Compensation	1,185,035	1,718,388	2,416,332	697,944	40.62%
Related Benefits	26,558,381	28,493,499	31,790,023	3,296,524	11.57%
TOTAL PERSONAL SERVICES	\$68,924,451	\$75,114,248	\$84,255,209	\$9,140,961	12.17%
Travel	405,678	1,027,318	1,082,156	54,838	5.34%
Operating Services	2,422,901	6,514,118	6,720,011	205,893	3.16%
Supplies	363,421	467,211	568,447	101,236	21.67%
TOTAL OPERATING EXPENSES	\$3,192,001	\$8,008,647	\$8,370,614	\$361,967	4.52%
PROFESSIONAL SERVICES	\$3,472,456	\$4,969,149	\$4,641,080	\$(328,069)	(6.60)%
Other Charges	332,720	1,281,183	1,601,930	320,747	25.04%
Debt Service	—	—	—	—	—
Interagency Transfers	33,597,305	34,011,388	31,831,425	(2,179,963)	(6.41)%
TOTAL OTHER CHARGES	\$33,930,025	\$35,292,571	\$33,433,355	\$(1,859,216)	(5.27)%
Acquisitions	904,117	517,966	2,281,587	1,763,621	340.49%
Major Repairs	—	—	—	—	—
TOTAL ACQ. & MAJOR REPAIRS	\$904,117	\$517,966	\$2,281,587	\$1,763,621	340.49%
TOTAL EXPENDITURES	\$110,423,050	\$123,902,581	\$132,981,845	\$9,079,264	7.33%

Agency Positions

Classified	713	713	733	20	2.81%
Unclassified	11	11	11	—	—
TOTAL AUTHORIZED T.O. POSITIONS	724	724	744	20	2.76%
TOTAL AUTHORIZED OTHER CHARGES POSITIONS	15	15	15	—	—
TOTAL NON-T.O. FTE POSITIONS	6	6	6	—	—
TOTAL POSITIONS	745	745	765	20	2.68%

Cost Detail

Means of Financing

Description	FY2023-2024 Actuals	Existing Operating Budget as of 10/01/2024	FY2025-2026 Total Request	Over/Under EOB
Interagency Transfers	493,883	515,000	515,000	—
Fees & Self-generated	109,271,252	122,729,667	131,808,931	9,079,264
LA Entertainment Development Dedicated Fund Account	100,000	100,000	100,000	—
Tobacco Regulation Enforcement Fund	557,914	557,914	557,914	—
Total:	\$110,423,049	\$123,902,581	\$132,981,845	\$9,079,264

Salaries

Commitment Item	Name	FY2023-2024 Actuals	Existing Operating Budget as of 10/01/2024	FY2025-2026 Total Request	Over/Under EOB
5110010	SAL-CLASS-TO-REG	38,906,762	42,378,357	47,273,331	4,894,974
5110015	SAL-CLASS-TO-OT	487,854	578,750	578,750	—
5110020	SAL-CLASS-TO-TERM	350,368	250,000	250,000	—
5110025	SAL-UNCLASS-TO-REG	1,401,881	1,695,254	1,946,773	251,519
5110035	SAL-UNCLASS-TO-TERM	34,170	—	—	—
Total Salaries:		\$41,181,035	\$44,902,361	\$50,048,854	\$5,146,493

Other Compensation

Commitment Item	Name	FY2023-2024 Actuals	Existing Operating Budget as of 10/01/2024	FY2025-2026 Total Request	Over/Under EOB
5120010	COMPENSATION/WAGES	1,159,890	1,667,519	2,345,258	677,739
5120035	STUDENT LABOR	22,127	50,869	71,074	20,205
5120105	COMP-CL-NON TO-OT	3,018	—	—	—
Total Other Compensation:		\$1,185,035	\$1,718,388	\$2,416,332	\$697,944

Related Benefits

Commitment Item	Name	FY2023-2024 Actuals	Existing Operating Budget as of 10/01/2024	FY2025-2026 Total Request	Over/Under EOB
5130010	RET CONTR-STATE EMP	15,848,008	15,815,918	16,567,201	751,283
5130020	RET CONTR-TEACHERS	83,415	69,000	78,637	9,637
5130050	POSTRET BENEFITS	4,666,900	6,003,015	6,003,015	—
5130055	FICA TAX (OASDI)	41,003	79,831	58,988	(20,843)
5130060	MEDICARE TAX	587,529	696,394	755,538	59,144
5130065	UNEMPLOYMENT BENEFIT	18,010	50,000	50,000	—
5130070	GRP INS CONTRIBUTION	4,602,804	4,989,441	7,718,644	2,729,203
5130090	TAXABLE FRINGE BEN	710,712	789,900	558,000	(231,900)
Total Related Benefits:		\$26,558,381	\$28,493,499	\$31,790,023	\$3,296,524

Travel

Commitment Item	Name	FY2023-2024 Actuals	Existing Operating Budget as of 10/01/2024	FY2025-2026 Total Request	Over/Under EOB
5210010	IN-STATE TRAVEL-ADM	21,526	38,150	39,007	857
5210015	IN-STATE TRAVEL-CONF	35,374	129,900	134,619	4,719
5210020	IN-STATE TRAV-FIELD	114,713	260,098	295,931	35,833
5210030	IN-STATE TRV-IT/TRN	225	—	—	—
5210050	OUT-OF-STATE TRV-ADM	7,744	20,500	20,960	460
5210055	OUT-OF-STTRV-CONF	126,438	291,418	297,948	6,530
5210060	OUT-OF-STTRV-FIELD	32,081	135,029	138,056	3,027
5210105	STAFF TRAINING	2,923	8,500	8,690	190
5210110	CONFERENCE REG FEES	64,655	143,723	146,945	3,222
Total Travel:		\$405,678	\$1,027,318	\$1,082,156	\$54,838

Operating Services

Commitment Item	Name	FY2023-2024 Actuals	Existing Operating Budget as of 10/01/2024	FY2025-2026 Total Request	Over/Under EOB
5310001	SERV-ADVERTISING	—	1,404	1,436	32
5310005	SERV-PRINTING	28,898	74,028	75,681	1,653
5310009	SERV-MOVING SERVICES	4,778	5,000	5,112	112
5310010	SERV-DUES & OTHER	282,763	566,500	579,189	12,689
5310011	SERV-SUBSCRIPTIONS	198,683	276,000	282,182	6,182
5310013	SERV-LAB FEES	162	—	—	—
5310014	SERV-DRUG TESTING	4,982	10,000	10,224	224
5310015	SERV-SECURITY	13,673	22,000	22,493	493
5310017	SERV-DOC DESTRUCTION	7,583	25,500	26,071	571
5310018	SERV-TEMP STAFFING	301	—	—	—
5310019	SERV-FREIGHT	3,135	17,000	17,374	374
5310025	SERV-LOCKSMITH	7,804	8,000	8,179	179
5310030	SERV-ADMIN FEES	17,260	27,500	28,116	616
5310036	SERV - TRADE SHOW	3,520	5,000	5,112	112
5310038	SERV-POS TRANSAC FEE	376	—	—	—
5310040	SERV-BANK (NON-DEBT)	199,507	171,000	174,830	3,830
5310042	SERV-BAR DUES	16,190	13,500	13,801	301
5310044	SERV-VERIFICATIN FEE	1,045	25,500	26,071	571
5310400	SERV-MISC	1,909	2,678,953	2,798,963	120,010
5320400	INS-OTHER	(1,000)	—	—	—
5330001	MAINT-BUILDINGS	7,870	345,618	353,360	7,742
5330004	MAINT-GARBAGE DISP	518	1,000	1,022	22
5330005	MAINT-WSTDISP-SHRED	—	20,000	20,448	448
5330007	MAINT-PROPERTY	1,188	20,800	21,267	467
5330008	MAINT-EQUIPMENT	12,155	27,000	27,605	605
5330012	MAINT-JANITORIAL	550	51,000	52,142	1,142
5330017	MAINT-DATA SOFTWARE	—	1,000	1,022	22

Operating Services (continued)

Commitment Item	Name	FY2023-2024 Actuals	Existing Operating Budget as of 10/01/2024	FY2025-2026 Total Request	Over/Under EOB
5330018	MAINT-AUTO REPAIRS	97,263	108,900	111,339	2,439
5340010	RENT-REAL ESTATE	785,515	954,000	975,370	21,370
5340015	RENT-OPER COST-BLDG	150	1,000	1,022	22
5340020	RENT-EQUIPMENT	159,527	284,600	290,973	6,373
5340045	RENT-STORAGE SPACE	1,950	22,500	23,004	504
5340070	RENT-OTHER	18,306	39,000	39,871	871
5350001	UTIL-INTERNET PROVID	270	1,000	1,022	22
5350002	UTIL-DATA LINE/CIRCT	268,471	316,248	323,332	7,084
5350004	UTIL-TELEPHONE SERV	602	2,000	2,045	45
5350005	UTIL-OTHER COMM SERV	1,459	1,067	1,091	24
5350006	UTIL-MAIL/DEL/POST	244,333	339,000	346,592	7,592
5350007	UTIL-POSTAGE DUE	359	5,500	5,623	123
5350008	UTIL-DEL UPS/FED EXP	24,776	45,000	46,005	1,005
5350012	UTIL-CABLE	6,070	1,000	1,022	22
Total Operating Services:		\$2,422,901	\$6,514,118	\$6,720,011	\$205,893

Supplies

Commitment Item	Name	FY2023-2024 Actuals	Existing Operating Budget as of 10/01/2024	FY2025-2026 Total Request	Over/Under EOB
5410001	SUP-OFFICE SUPPLIES	130,415	171,338	190,955	19,617
5410002	SUP-TELEPH & ACCESS	—	1,500	1,533	33
5410003	SUP-BANKING	252	1,500	1,533	33
5410004	SUP-SECURITY/LAW ENF	40	4,100	4,192	92
5410006	SUP-COMPUTER	32,312	31,038	31,731	693
5410007	SUP-CLOTHING/UNIFORM	15,500	11,186	11,437	251
5410008	SUP-MEDICAL	677	2,000	2,045	45
5410010	SUP-TEXTBOOKS	390	4,000	4,089	89

Supplies (continued)

Commitment Item	Name	FY2023-2024 Actuals	Existing Operating Budget as of 10/01/2024	FY2025-2026 Total Request	Over/Under EOB
5410011	SUP-WORKBOOKS	1,557	3,000	3,066	66
5410012	SUP-PERIODICALS	1,078	2,000	2,044	44
5410013	SUP-FOOD & BEVERAGE	2,290	2,000	2,045	45
5410015	SUP-AUTO	6,746	—	—	—
5410016	SUP-BLD	598	1,750	1,789	39
5410017	SUP-JANITORIAL	687	—	—	—
5410020	SUP-COMMUNICATIONS	49	—	—	—
5410021	SUP-ELECTRONICS/ELEC	250	2,000	2,045	45
5410027	SUP-OTHER MEDICAL	—	6,000	6,134	134
5410028	SUP-STORAGE/PACKAGNG	8	—	—	—
5410035	SUP-SOFTWARE	33	500	511	11
5410036	SUP-FUELTRAC	155,442	148,810	227,143	78,333
5410054	SUP-STORES INCREASE	65,690	61,589	62,969	1,380
5410055	SUP-STORES DECREASE	(60,271)	—	—	—
5410400	SUP-OTHER	9,679	12,900	13,186	286
Total Supplies:		\$363,421	\$467,211	\$568,447	\$101,236

Professional Services

Commitment Item	Name	FY2023-2024 Actuals	Existing Operating Budget as of 10/01/2024	FY2025-2026 Total Request	Over/Under EOB
5510001	PROF SERV-ACCT/AUDIT	95,656	100,000	102,240	2,240
5510003	PROF SERV-MGT CONSUL	22,750	200,000	204,480	4,480
5510005	PROF SERV-LEGAL	252,773	1,056,010	971,280	(84,730)
5510010	PROF SRV-INVEST/RES	212,500	125,000	127,800	2,800
5510020	PROF SERV-BLD/CONSTR	4,715	—	—	—
5510027	PROF SERV-TRANS/STOR	—	75,000	76,680	1,680

Professional Services (continued)

Commitment Item	Name	FY2023-2024 Actuals	Existing Operating Budget as of 10/01/2024	FY2025-2026 Total Request	Over/Under EOB
5510028	PROF SERV-ADV/PRINT	170,147	144,336	147,569	3,233
5510400	PROF SERV-OTHER	2,713,914	3,268,803	3,011,031	(257,772)
Total Professional Services:		\$3,472,456	\$4,969,149	\$4,641,080	\$(328,069)

Other Charges

Commitment Item	Name	FY2023-2024 Actuals	Existing Operating Budget as of 10/01/2024	FY2025-2026 Total Request	Over/Under EOB
5620024	MISC-TUITION	9,428	—	—	—
5620044	MISC-RECOUP STEE PY	(134)	—	—	—
5620063	MISC-OPERATNG SVCS	76	—	—	—
5620066	MISC-TRVL IN STATE	179,246	563,140	563,140	—
5620076	MISC-OC-WAGES	—	482,490	577,886	95,396
5620078	MISC-OC-RETIRE-STEM	—	161,542	242,134	80,592
5620082	MISC-OC-MEDICARE TAX	—	6,707	8,379	1,672
5620083	MISC-OC-GRP INS CONT	—	67,304	210,391	143,087
5620120	MISC-OC-TAXABLE RELO	105	—	—	—
5620130	MISC-COURT FILING	110,638	—	—	—
5620131	MISC-COURT RECORDS	32,553	—	—	—
5620135	MISC-TRANSCRIPTS	808	—	—	—
Total Other Charges:		\$332,720	\$1,281,183	\$1,601,930	\$320,747

Interagency Transfers

Commitment Item	Name	FY2023-2024 Actuals	Existing Operating Budget as of 10/01/2024	FY2025-2026 Total Request	Over/Under EOB
5950001	IAT-COMMODITY/SERV	806,524	991,796	991,796	—
5950006	IAT-ADVERTISING	8,690	20,000	20,000	—
5950007	IAT-PRINTING	2,206,177	1,815,702	1,815,702	—
5950008	IAT-POSTAGE	6,607,983	3,625,852	3,625,852	—
5950014	IAT-TELEPHONE	861,704	1,053,459	1,063,059	9,600

Interagency Transfers (continued)

Commitment Item	Name	FY2023-2024 Actuals	Existing Operating Budget as of 10/01/2024	FY2025-2026 Total Request	Over/Under EOB
5950023	IAT-OTHER MAINTENANC	25,000	504,008	539,008	35,000
5950025	IAT-TRAINING	16,064	—	—	—
5950026	IAT-RENTALS	1,884,336	2,323,104	2,323,104	—
5950033	IAT-INTER AGY TRANS	16,974	11,000	16,400	5,400
5950034	IAT-OFFICE SUPPLIES	—	80,000	80,000	—
5950038	IAT-OTHER OPER SERV	181,723	—	—	—
5950049	IAT-CIVIL SERVICE	268,052	282,934	282,934	—
5950050	IAT-ORM INSURANCE	498,459	680,097	669,222	(10,875)
5950051	IAT-OSUP	51,211	51,211	51,211	—
5950052	IAT-LEG. AUDITOR	601,115	588,425	588,425	—
5950053	IAT-STATE TREASURER	559,211	465,406	465,406	—
5950055	IAT-ADMIN LAW JUDGE	20,328	20,328	20,328	—
5950056	IAT-CAP PRK-PATROL	266,123	263,901	263,901	—
5950057	IAT-CAP POL-BLD SEC	237,802	255,115	255,115	—
5950058	IAT-TECH SVCS	18,479,831	20,979,050	18,759,962	(2,219,088)
Total Interagency Transfers:		\$33,597,305	\$34,011,388	\$31,831,425	\$(2,179,963)

Acquisitions

Commitment Item	Name	FY2023-2024 Actuals	Existing Operating Budget as of 10/01/2024	FY2025-2026 Total Request	Over/Under EOB
5710029	CAP ACQ-LAW ENFRC-MA	—	—	60,412	60,412
5710221	ACQ-COMP HARDWARE	859	—	—	—
5710223	ACQ-COMM EQUIP	7,329	—	—	—
5710224	ACQ-OFFICE FURN&EQP	304,865	387,975	10,000	(377,975)
5710229	ACQ-SEC/LAW ENFOR EQ	261,646	35,980	538,575	502,595
5710236	ACQ-OTHER	4,072	14,585	27,100	12,515
5710237	ACQ-ART ADMIN	61	—	—	—

Acquisitions (continued)

Commitment Item	Name	FY2023-2024 Actuals	Existing Operating Budget as of 10/01/2024	FY2025-2026 Total Request	Over/Under EOB
5710250	ACQ-AUTOMOBILES	—	79,426	1,645,500	1,566,074
5710950	TRANS-VEHICLES-MA	325,285	—	—	—
Total Acquisitions:		\$904,117	\$517,966	\$2,281,587	\$1,763,621
Total Agency Expenditures:		\$110,423,050	\$123,902,581	\$132,981,845	\$9,079,264

PROGRAM SUMMARY STATEMENT

4401 - Tax Collection

Means of Financing

Description	FY2023-2024 Actuals	Existing Operating Budget as of 10/01/2024	FY2025-2026 Total Request	Over/Under EOB	Percent Change
STATE GENERAL FUND (Direct)	—	—	—	—	—
STATE GENERAL FUND BY:	—	—	—	—	—
INTERAGENCY TRANSFERS	—	—	—	—	—
FEES & SELF-GENERATED	100,438,847	111,721,899	115,896,193	4,174,294	3.74%
STATUTORY DEDICATIONS	—	—	—	—	—
FEDERAL FUNDS	—	—	—	—	—
TOTAL MEANS OF FINANCING	\$100,438,847	\$111,721,899	\$115,896,193	\$4,174,294	3.74%

Fees and Self-Generated

Description	FY2023-2024 Actuals	Existing Operating Budget as of 10/01/2024	FY2025-2026 Total Request	Over/Under EOB	Percent Change
Fees & Self-generated	100,338,847	111,621,899	115,796,193	4,174,294	3.74%
LA Entertainment Development Dedicated Fund Account	100,000	100,000	100,000	—	—
Total:	\$100,438,847	\$111,721,899	\$115,896,193	\$4,174,294	3.74%

Program Expenditures

Description	FY2023-2024 Actuals	Existing Operating Budget as of 10/01/2024	FY2025-2026 Total Request	Over/Under EOB	Percent Change
Salaries	36,404,476	39,355,887	42,795,253	3,439,366	8.74%
Other Compensation	1,099,290	1,363,691	2,171,442	807,751	59.23%
Related Benefits	23,885,774	25,581,892	27,919,907	2,338,015	9.14%
TOTAL PERSONAL SERVICES	\$61,389,540	\$66,301,470	\$72,886,602	\$6,585,132	9.93%
Travel	340,981	905,073	925,368	20,295	2.24%
Operating Services	2,110,320	6,181,314	6,319,750	138,436	2.24%
Supplies	170,670	289,089	295,560	6,471	2.24%
TOTAL OPERATING EXPENSES	\$2,621,971	\$7,375,476	\$7,540,678	\$165,202	2.24%
PROFESSIONAL SERVICES	\$3,370,717	\$4,525,730	\$4,187,728	\$(338,002)	(7.47)%
Other Charges	152,420	718,043	1,038,790	320,747	44.67%
Debt Service	—	—	—	—	—
Interagency Transfers	32,588,332	32,375,495	30,205,295	(2,170,200)	(6.70)%
TOTAL OTHER CHARGES	\$32,740,752	\$33,093,538	\$31,244,085	\$(1,849,453)	(5.59)%
Acquisitions	315,867	425,685	37,100	(388,585)	(91.28)%
Major Repairs	—	—	—	—	—
TOTAL ACQ. & MAJOR REPAIRS	\$315,867	\$425,685	\$37,100	\$(388,585)	(91.28)%
TOTAL EXPENDITURES	\$100,438,847	\$111,721,899	\$115,896,193	\$4,174,294	3.74%

Program Positions

Classified	626	626	626	—	—
Unclassified	10	10	10	—	—
TOTAL AUTHORIZED T.O. POSITIONS	636	636	636	—	—
TOTAL AUTHORIZED OTHER CHARGES POSITIONS	15	15	15	—	—
TOTAL NON-T.O. FTE POSITIONS	5	5	5	—	—
TOTAL POSITIONS	656	656	656	—	—

Cost Detail

Means of Financing

Description	FY2023-2024 Actuals	Existing Operating Budget as of 10/01/2024	FY2025-2026 Total Request	Over/Under EOB
Fees & Self-generated	100,338,847	111,621,899	115,796,193	4,174,294
LA Entertainment Development Dedicated Fund Account	100,000	100,000	100,000	—
Total:	\$100,438,847	\$111,721,899	\$115,896,193	\$4,174,294

Salaries

Commitment Item	Name	FY2023-2024 Actuals	Existing Operating Budget as of 10/01/2024	FY2025-2026 Total Request	Over/Under EOB
5110010	SAL-CLASS-TO-REG	34,633,589	37,395,265	40,593,279	3,198,014
5110015	SAL-CLASS-TO-OT	158,981	260,000	260,000	—
5110020	SAL-CLASS-TO-TERM	315,027	250,000	250,000	—
5110025	SAL-UNCLASS-TO-REG	1,262,709	1,450,622	1,691,974	241,352
5110035	SAL-UNCLASS-TO-TERM	34,170	—	—	—
Total Salaries:		\$36,404,476	\$39,355,887	\$42,795,253	\$3,439,366

Other Compensation

Commitment Item	Name	FY2023-2024 Actuals	Existing Operating Budget as of 10/01/2024	FY2025-2026 Total Request	Over/Under EOB
5120010	COMPENSATION/WAGES	1,082,646	1,345,000	2,132,546	787,546
5120035	STUDENT LABOR	13,627	18,691	38,896	20,205
5120105	COMP-CL-NON TO-OT	3,018	—	—	—
Total Other Compensation:		\$1,099,290	\$1,363,691	\$2,171,442	\$807,751

Related Benefits

Commitment Item	Name	FY2023-2024 Actuals	Existing Operating Budget as of 10/01/2024	FY2025-2026 Total Request	Over/Under EOB
5130010	RET CONTR-STATE EMP	13,992,229	13,846,000	14,111,304	265,304
5130020	RET CONTR-TEACHERS	60,480	69,000	53,323	(15,677)
5130050	POSTRET BENEFITS	4,448,182	5,781,392	5,781,392	—
5130055	FICA TAX (OASDI)	39,005	72,500	54,165	(18,335)

Related Benefits *(continued)*

Commitment Item	Name	FY2023-2024 Actuals	Existing Operating Budget as of 10/01/2024	FY2025-2026 Total Request	Over/Under EOB
5130060	MEDICARE TAX	520,849	619,000	644,568	25,568
5130065	UNEMPLOYMENT BENEFIT	18,010	50,000	50,000	—
5130070	GRP INS CONTRIBUTION	4,097,223	4,355,000	6,668,091	2,313,091
5130090	TAXABLE FRINGE BEN	709,796	789,000	557,064	(231,936)
Total Related Benefits:		\$23,885,774	\$25,581,892	\$27,919,907	\$2,338,015

Travel

Commitment Item	Name	FY2023-2024 Actuals	Existing Operating Budget as of 10/01/2024	FY2025-2026 Total Request	Over/Under EOB
5210010	IN-STATE TRAVEL-ADM	16,946	38,150	39,007	857
5210015	IN-STATE TRAVEL-CONF	34,768	122,700	125,453	2,753
5210020	IN-STATE TRAV-FIELD	69,284	205,000	209,598	4,598
5210030	IN-STATE TRV-IT/TRN	225	—	—	—
5210050	OUT-OF-STATE TRV-ADM	7,744	20,500	20,960	460
5210055	OUT-OF-STTRV-CONF	115,888	245,500	251,002	5,502
5210060	OUT-OF-STTRV-FIELD	32,081	121,000	123,713	2,713
5210105	STAFF TRAINING	(60)	8,500	8,690	190
5210110	CONFERENCE REG FEES	64,105	143,723	146,945	3,222
Total Travel:		\$340,981	\$905,073	\$925,368	\$20,295

Operating Services

Commitment Item	Name	FY2023-2024 Actuals	Existing Operating Budget as of 10/01/2024	FY2025-2026 Total Request	Over/Under EOB
5310005	SERV-PRINTING	25,529	70,000	71,564	1,564
5310009	SERV-MOVING SERVICES	4,778	5,000	5,112	112
5310010	SERV-DUES & OTHER	281,731	563,000	575,610	12,610
5310011	SERV-SUBSCRIPTIONS	198,683	276,000	282,182	6,182
5310014	SERV-DRUG TESTING	4,982	10,000	10,224	224
5310015	SERV-SECURITY	13,653	22,000	22,493	493

Operating Services (continued)

Commitment Item	Name	FY2023-2024 Actuals	Existing Operating Budget as of 10/01/2024	FY2025-2026 Total Request	Over/Under EOB
5310017	SERV-DOC DESTRUCTION	6,705	25,500	26,071	571
5310019	SERV-FREIGHT	3,067	17,000	17,374	374
5310025	SERV-LOCKSMITH	6,179	8,000	8,179	179
5310030	SERV-ADMIN FEES	17,260	27,500	28,116	616
5310036	SERV - TRADE SHOW	3,520	5,000	5,112	112
5310038	SERV-POS TRANSAC FEE	376	—	—	—
5310040	SERV-BANK (NON-DEBT)	199,507	171,000	174,830	3,830
5310042	SERV-BAR DUES	14,885	13,500	13,801	301
5310044	SERV-VERIFICATIN FEE	1,045	25,500	26,071	571
5310400	SERV-MISC	1,909	2,672,314	2,732,174	59,860
5330001	MAINT-BUILDINGS	7,870	340,000	347,616	7,616
5330004	MAINT-GARBAGE DISP	518	1,000	1,022	22
5330005	MAINT-WSTDISP-SHRED	—	20,000	20,448	448
5330007	MAINT-PROPERTY	1,188	19,000	19,426	426
5330008	MAINT-EQUIPMENT	9,769	27,000	27,605	605
5330012	MAINT-JANITORIAL	550	51,000	52,142	1,142
5330017	MAINT-DATA SOFTWARE	—	1,000	1,022	22
5330018	MAINT-AUTO REPAIRS	951	16,000	16,358	358
5340010	RENT-REAL ESTATE	683,078	845,000	863,928	18,928
5340015	RENT-OPER COST-BLDG	150	1,000	1,022	22
5340020	RENT-EQUIPMENT	130,704	262,000	267,867	5,867
5340045	RENT-STORAGE SPACE	1,950	22,500	23,004	504
5340070	RENT-OTHER	18,306	39,000	39,871	871
5350001	UTIL-INTERNET PROVID	270	1,000	1,022	22
5350002	UTIL-DATA LINE/CIRCT	195,773	250,000	255,600	5,600
5350004	UTIL-TELEPHONE SERV	602	2,000	2,045	45
5350006	UTIL-MAIL/DEL/POST	244,324	322,000	329,211	7,211

Operating Services *(continued)*

Commitment Item	Name	FY2023-2024 Actuals	Existing Operating Budget as of 10/01/2024	FY2025-2026 Total Request	Over/Under EOB
5350007	UTIL-POSTAGE DUE	359	5,500	5,623	123
5350008	UTIL-DEL UPS/FED EXP	24,776	45,000	46,005	1,005
5350012	UTIL-CABLE	5,374	—	—	—
Total Operating Services:		\$2,110,320	\$6,181,314	\$6,319,750	\$138,436

Supplies

Commitment Item	Name	FY2023-2024 Actuals	Existing Operating Budget as of 10/01/2024	FY2025-2026 Total Request	Over/Under EOB
5410001	SUP-OFFICE SUPPLIES	118,883	161,250	164,866	3,616
5410002	SUP-TELEPH & ACCESS	—	1,500	1,533	33
5410003	SUP-BANKING	252	1,500	1,533	33
5410006	SUP-COMPUTER	25,654	21,000	21,468	468
5410007	SUP-CLOTHING/UNIFORM	232	—	—	—
5410008	SUP-MEDICAL	677	2,000	2,045	45
5410010	SUP-TEXTBOOKS	390	4,000	4,089	89
5410011	SUP-WORKBOOKS	1,557	3,000	3,066	66
5410012	SUP-PERIODICALS	1,078	2,000	2,044	44
5410013	SUP-FOOD & BEVERAGE	2,290	2,000	2,045	45
5410016	SUP-BLD	598	1,750	1,789	39
5410017	SUP-JANITORIAL	687	—	—	—
5410020	SUP-COMMUNICATIONS	49	—	—	—
5410021	SUP-ELECTRONICS/ELEC	250	2,000	2,045	45
5410027	SUP-OTHER MEDICAL	—	6,000	6,134	134
5410035	SUP-SOFTWARE	—	500	511	11
5410036	SUP-FUELTRAC	4,458	7,000	7,156	156
5410054	SUP-STORES INCREASE	65,690	61,589	62,969	1,380

Supplies (continued)

Commitment Item	Name	FY2023-2024 Actuals	Existing Operating Budget as of 10/01/2024	FY2025-2026 Total Request	Over/Under EOB
5410055	SUP-STORES DECREASE	(60,271)	—	—	—
5410400	SUP-OTHER	8,197	12,000	12,267	267
Total Supplies:		\$170,670	\$289,089	\$295,560	\$6,471

Professional Services

Commitment Item	Name	FY2023-2024 Actuals	Existing Operating Budget as of 10/01/2024	FY2025-2026 Total Request	Over/Under EOB
5510001	PROF SERV-ACCT/AUDIT	95,656	100,000	102,240	2,240
5510003	PROF SERV-MGT CONSUL	22,750	200,000	204,480	4,480
5510005	PROF SERV-LEGAL	151,034	1,056,010	971,280	(84,730)
5510010	PROF SRV-INVEST/RES	212,500	125,000	127,800	2,800
5510020	PROF SERV-BLD/CONSTR	4,715	—	—	—
5510027	PROF SERV-TRANS/STOR	—	75,000	76,680	1,680
5510028	PROF SERV-ADV/PRINT	170,147	144,336	147,569	3,233
5510400	PROF SERV-OTHER	2,713,914	2,825,384	2,557,679	(267,705)
Total Professional Services:		\$3,370,717	\$4,525,730	\$4,187,728	\$(338,002)

Other Charges

Commitment Item	Name	FY2023-2024 Actuals	Existing Operating Budget as of 10/01/2024	FY2025-2026 Total Request	Over/Under EOB
5620024	MISC-TUITION	9,428	—	—	—
5620044	MISC-RECOUP STEE PY	0	—	—	—
5620063	MISC-OPERATNG SVCS	76	—	—	—
5620066	MISC-TRVL IN STATE	65	—	—	—
5620076	MISC-OC-WAGES	—	482,490	577,886	95,396
5620078	MISC-OC-RETIRE-STEM	—	161,542	242,134	80,592
5620082	MISC-OC-MEDICARE TAX	—	6,707	8,379	1,672
5620083	MISC-OC-GRP INS CONT	—	67,304	210,391	143,087
5620120	MISC-OC-TAXABLE RELO	105	—	—	—

Other Charges (continued)

Commitment Item	Name	FY2023-2024 Actuals	Existing Operating Budget as of 10/01/2024	FY2025-2026 Total Request	Over/Under EOB
5620130	MISC-COURT FILING	109,385	—	—	—
5620131	MISC-COURT RECORDS	32,553	—	—	—
5620135	MISC-TRANSCRIPTS	808	—	—	—
Total Other Charges:		\$152,420	\$718,043	\$1,038,790	\$320,747

Interagency Transfers

Commitment Item	Name	FY2023-2024 Actuals	Existing Operating Budget as of 10/01/2024	FY2025-2026 Total Request	Over/Under EOB
5950001	IAT-COMMODITY/SERV	755,211	941,796	941,796	—
5950006	IAT-ADVERTISING	8,021	20,000	20,000	—
5950007	IAT-PRINTING	2,202,030	1,802,350	1,802,350	—
5950008	IAT-POSTAGE	6,542,983	3,625,852	3,625,852	—
5950014	IAT-TELEPHONE	819,743	1,003,000	1,003,000	—
5950023	IAT-OTHER MAINTENANC	25,000	491,482	526,482	35,000
5950026	IAT-RENTALS	1,798,585	2,171,235	2,171,235	—
5950033	IAT-INTER AGY TRANS	3,064	3,000	3,000	—
5950034	IAT-OFFICE SUPPLIES	—	80,000	80,000	—
5950038	IAT-OTHER OPER SERV	116,723	—	—	—
5950049	IAT-CIVIL SERVICE	268,052	282,934	282,934	—
5950050	IAT-ORM INSURANCE	403,065	580,056	580,056	—
5950051	IAT-OSUP	51,211	51,211	51,211	—
5950052	IAT-LEG. AUDITOR	601,115	588,425	588,425	—
5950053	IAT-STATE TREASURER	559,211	465,406	465,406	—
5950056	IAT-CAP PRK-PATROL	266,123	263,901	263,901	—
5950057	IAT-CAP POL-BLD SEC	237,802	255,115	255,115	—
5950058	IAT-TECH SVCS	17,930,394	19,749,732	17,544,532	(2,205,200)
Total Interagency Transfers:		\$32,588,332	\$32,375,495	\$30,205,295	\$(2,170,200)

Acquisitions

Commitment Item	Name	FY2023-2024 Actuals	Existing Operating Budget as of 10/01/2024	FY2025-2026 Total Request	Over/Under EOB
5710221	ACQ-COMP HARDWARE	859	—	—	—
5710223	ACQ-COMM EQUIP	7,329	—	—	—
5710224	ACQ-OFFICE FURN&EQP	298,515	371,100	10,000	(361,100)
5710229	ACQ-SEC/LAW ENFOR EQ	5,268	—	—	—
5710236	ACQ-OTHER	3,834	14,585	27,100	12,515
5710237	ACQ-ART ADMIN	61	—	—	—
5710250	ACQ-AUTOMOBILES	—	40,000	—	(40,000)
Total Acquisitions:		\$315,867	\$425,685	\$37,100	\$(388,585)
Total Expenditures for Program 4401		\$100,438,847	\$111,721,899	\$115,896,193	\$4,174,294

4403 - Alcohol and Tobacco Control

Means of Financing

Description	FY2023-2024 Actuals	Existing Operating Budget as of 10/01/2024	FY2025-2026 Total Request	Over/Under EOB	Percent Change
STATE GENERAL FUND (Direct)	—	—	—	—	—
STATE GENERAL FUND BY:	—	—	—	—	—
INTERAGENCY TRANSFERS	493,883	515,000	515,000	—	—
FEES & SELF-GENERATED	6,819,921	8,360,928	13,286,828	4,925,900	58.92%
STATUTORY DEDICATIONS	557,914	557,914	557,914	—	—
FEDERAL FUNDS	—	—	—	—	—
TOTAL MEANS OF FINANCING	\$7,871,718	\$9,433,842	\$14,359,742	\$4,925,900	52.22%

Fees and Self-Generated

Description	FY2023-2024 Actuals	Existing Operating Budget as of 10/01/2024	FY2025-2026 Total Request	Over/Under EOB	Percent Change
Fees & Self-generated	6,819,921	8,360,928	13,286,828	4,925,900	58.92%
Total:	\$6,819,921	\$8,360,928	\$13,286,828	\$4,925,900	58.92%

Statutory Dedications

Description	FY2023-2024 Actuals	Existing Operating Budget as of 10/01/2024	FY2025-2026 Total Request	Over/Under EOB	Percent Change
Tobacco Regulation Enforcement Fund	557,914	557,914	557,914	—	—
Total:	\$557,914	\$557,914	\$557,914	—	—

Program Expenditures

Description	FY2023-2024 Actuals	Existing Operating Budget as of 10/01/2024	FY2025-2026 Total Request	Over/Under EOB	Percent Change
Salaries	3,774,243	4,313,084	6,013,501	1,700,417	39.42%
Other Compensation	85,744	327,519	217,712	(109,807)	(33.53)%
Related Benefits	2,129,691	2,262,050	3,210,776	948,726	41.94%
TOTAL PERSONAL SERVICES	\$5,989,678	\$6,902,653	\$9,441,989	\$2,539,336	36.79%
Travel	64,515	107,245	141,452	34,207	31.90%
Operating Services	307,618	267,086	333,070	65,984	24.71%
Supplies	185,845	169,428	263,999	94,571	55.82%
TOTAL OPERATING EXPENSES	\$557,979	\$543,759	\$738,521	\$194,762	35.82%
PROFESSIONAL SERVICES	\$101,739	\$443,419	\$453,352	\$9,933	2.24%
Other Charges	180,300	563,140	563,140	—	—
Debt Service	—	—	—	—	—
Interagency Transfers	453,772	928,016	918,253	(9,763)	(1.05)%
TOTAL OTHER CHARGES	\$634,072	\$1,491,156	\$1,481,393	\$(9,763)	(0.65)%
Acquisitions	588,250	52,855	2,244,487	2,191,632	4,146.50%
Major Repairs	—	—	—	—	—
TOTAL ACQ. & MAJOR REPAIRS	\$588,250	\$52,855	\$2,244,487	\$2,191,632	4,146.50%
TOTAL EXPENDITURES	\$7,871,718	\$9,433,842	\$14,359,742	\$4,925,900	52.22%

Program Positions

Classified	67	67	87	20	29.85%
Unclassified	1	1	1	—	—
TOTAL AUTHORIZED T.O. POSITIONS	68	68	88	20	29.41%
TOTAL AUTHORIZED OTHER CHARGES POSITIONS	—	—	—	—	—
TOTAL NON-T.O. FTE POSITIONS	1	1	1	—	—
TOTAL POSITIONS	69	69	89	20	28.99%

Cost Detail

Means of Financing

Description	FY2023-2024 Actuals	Existing Operating Budget as of 10/01/2024	FY2025-2026 Total Request	Over/Under EOB
Interagency Transfers	493,883	515,000	515,000	—
Fees & Self-generated	6,819,921	8,360,928	13,286,828	4,925,900
Tobacco Regulation Enforcement Fund	557,914	557,914	557,914	—
Total:	\$7,871,718	\$9,433,842	\$14,359,742	\$4,925,900

Salaries

Commitment Item	Name	FY2023-2024 Actuals	Existing Operating Budget as of 10/01/2024	FY2025-2026 Total Request	Over/Under EOB
5110010	SAL-CLASS-TO-REG	3,274,375	3,749,702	5,439,952	1,690,250
5110015	SAL-CLASS-TO-OT	325,616	318,750	318,750	—
5110020	SAL-CLASS-TO-TERM	35,081	—	—	—
5110025	SAL-UNCLASS-TO-REG	139,172	244,632	254,799	10,167
Total Salaries:		\$3,774,243	\$4,313,084	\$6,013,501	\$1,700,417

Other Compensation

Commitment Item	Name	FY2023-2024 Actuals	Existing Operating Budget as of 10/01/2024	FY2025-2026 Total Request	Over/Under EOB
5120010	COMPENSATION/WAGES	77,244	302,519	192,712	(109,807)
5120035	STUDENT LABOR	8,500	25,000	25,000	—
Total Other Compensation:		\$85,744	\$327,519	\$217,712	\$(109,807)

Related Benefits

Commitment Item	Name	FY2023-2024 Actuals	Existing Operating Budget as of 10/01/2024	FY2025-2026 Total Request	Over/Under EOB
5130010	RET CONTR-STATE EMP	1,459,395	1,517,335	2,025,087	507,752
5130020	RET CONTR-TEACHERS	22,936	—	25,314	25,314
5130050	POSTRET BENEFITS	218,718	221,623	221,623	—
5130055	FICA TAX (OASDI)	1,997	7,331	4,823	(2,508)
5130060	MEDICARE TAX	53,158	61,404	92,989	31,585

Related Benefits *(continued)*

Commitment Item	Name	FY2023-2024 Actuals	Existing Operating Budget as of 10/01/2024	FY2025-2026 Total Request	Over/Under EOB
5130070	GRP INS CONTRIBUTION	373,487	454,357	840,904	386,547
5130090	TAXABLE FRINGE BEN	—	—	36	36
Total Related Benefits:		\$2,129,691	\$2,262,050	\$3,210,776	\$948,726

Travel

Commitment Item	Name	FY2023-2024 Actuals	Existing Operating Budget as of 10/01/2024	FY2025-2026 Total Request	Over/Under EOB
5210010	IN-STATE TRAVEL-ADM	4,580	—	—	—
5210015	IN-STATE TRAVEL-CONF	606	850	2,674	1,824
5210020	IN-STATE TRAV-FIELD	45,247	51,768	82,928	31,160
5210055	OUT-OF-STTRV-CONF	10,550	44,358	45,351	993
5210060	OUT-OF-STTRV-FIELD	—	10,269	10,499	230
5210105	STAFF TRAINING	2,983	—	—	—
5210110	CONFERENCE REG FEES	550	—	—	—
Total Travel:		\$64,515	\$107,245	\$141,452	\$34,207

Operating Services

Commitment Item	Name	FY2023-2024 Actuals	Existing Operating Budget as of 10/01/2024	FY2025-2026 Total Request	Over/Under EOB
5310001	SERV-ADVERTISING	—	1,104	1,129	25
5310005	SERV-PRINTING	1,473	820	838	18
5310010	SERV-DUES & OTHER	1,032	2,000	2,045	45
5310013	SERV-LAB FEES	162	—	—	—
5310015	SERV-SECURITY	20	—	—	—
5310017	SERV-DOC DESTRUCTION	878	—	—	—
5310018	SERV-TEMP STAFFING	301	—	—	—
5310019	SERV-FREIGHT	68	—	—	—
5310025	SERV-LOCKSMITH	1,625	—	—	—
5310042	SERV-BAR DUES	1,305	—	—	—

Operating Services *(continued)*

Commitment Item	Name	FY2023-2024 Actuals	Existing Operating Budget as of 10/01/2024	FY2025-2026 Total Request	Over/Under EOB
5310400	SERV-MISC	—	1,139	61,165	60,026
5320400	INS-OTHER	(1,000)	—	—	—
5330008	MAINT-EQUIPMENT	2,386	—	—	—
5330018	MAINT-AUTO REPAIRS	95,325	82,108	83,947	1,839
5340010	RENT-REAL ESTATE	102,437	94,000	96,106	2,106
5340020	RENT-EQUIPMENT	26,751	16,600	16,972	372
5350002	UTIL-DATA LINE/CIRCT	72,698	65,248	66,710	1,462
5350005	UTIL-OTHER COMM SERV	1,459	1,067	1,091	24
5350006	UTIL-MAIL/DEL/POST	—	2,000	2,045	45
5350012	UTIL-CABLE	696	1,000	1,022	22
Total Operating Services:		\$307,618	\$267,086	\$333,070	\$65,984

Supplies

Commitment Item	Name	FY2023-2024 Actuals	Existing Operating Budget as of 10/01/2024	FY2025-2026 Total Request	Over/Under EOB
5410001	SUP-OFFICE SUPPLIES	7,791	6,232	22,147	15,915
5410004	SUP-SECURITY/LAW ENF	40	4,100	4,192	92
5410006	SUP-COMPUTER	6,533	9,738	9,956	218
5410007	SUP-CLOTHING/UNIFORM	15,268	11,186	11,437	251
5410015	SUP-AUTO	6,746	—	—	—
5410028	SUP-STORAGE/PACKAGNG	8	—	—	—
5410035	SUP-SOFTWARE	33	—	—	—
5410036	SUP-FUELTRAC	147,944	137,672	215,756	78,084
5410400	SUP-OTHER	1,482	500	511	11
Total Supplies:		\$185,845	\$169,428	\$263,999	\$94,571

Professional Services

Commitment Item	Name	FY2023-2024 Actuals	Existing Operating Budget as of 10/01/2024	FY2025-2026 Total Request	Over/Under EOB
5510005	PROF SERV-LEGAL	101,739	—	—	—
5510400	PROF SERV-OTHER	—	443,419	453,352	9,933
Total Professional Services:		\$101,739	\$443,419	\$453,352	\$9,933

Other Charges

Commitment Item	Name	FY2023-2024 Actuals	Existing Operating Budget as of 10/01/2024	FY2025-2026 Total Request	Over/Under EOB
5620044	MISC-RECOUP STEE PY	(134)	—	—	—
5620066	MISC-TRVL IN STATE	179,181	563,140	563,140	—
5620130	MISC-COURT FILING	1,253	—	—	—
Total Other Charges:		\$180,300	\$563,140	\$563,140	—

Interagency Transfers

Commitment Item	Name	FY2023-2024 Actuals	Existing Operating Budget as of 10/01/2024	FY2025-2026 Total Request	Over/Under EOB
5950001	IAT-COMMODITY/SERV	1,313	—	—	—
5950006	IAT-ADVERTISING	669	—	—	—
5950007	IAT-PRINTING	3,661	3,600	3,600	—
5950014	IAT-TELEPHONE	36,483	43,459	53,059	9,600
5950025	IAT-TRAINING	16,064	—	—	—
5950026	IAT-RENTALS	24,532	31,869	31,869	—
5950033	IAT-INTER AGY TRANS	13,910	8,000	13,400	5,400
5950050	IAT-ORM INSURANCE	95,394	100,041	89,166	(10,875)
5950058	IAT-TECH SVCS	261,747	741,047	727,159	(13,888)
Total Interagency Transfers:		\$453,772	\$928,016	\$918,253	\$(9,763)

Acquisitions

Commitment Item	Name	FY2023-2024 Actuals	Existing Operating Budget as of 10/01/2024	FY2025-2026 Total Request	Over/Under EOB
5710029	CAP ACQ-LAW ENFRC-MA	—	—	60,412	60,412
5710224	ACQ-OFFICE FURN&EQP	6,350	16,875	—	(16,875)
5710229	ACQ-SEC/LAW ENFOR EQ	256,378	35,980	538,575	502,595
5710236	ACQ-OTHER	238	—	—	—
5710250	ACQ-AUTOMOBILES	—	—	1,645,500	1,645,500
5710950	TRANS-VEHICLES-MA	325,285	—	—	—
Total Acquisitions:		\$588,250	\$52,855	\$2,244,487	\$2,191,632
Total Expenditures for Program 4403		\$7,871,718	\$9,433,842	\$14,359,742	\$4,925,900

4404 - Office of Charitable Gaming

Means of Financing

Description	FY2023-2024 Actuals	Existing Operating Budget as of 10/01/2024	FY2025-2026 Total Request	Over/Under EOB	Percent Change
STATE GENERAL FUND (Direct)	—	—	—	—	—
STATE GENERAL FUND BY:	—	—	—	—	—
INTERAGENCY TRANSFERS	—	—	—	—	—
FEES & SELF-GENERATED	2,112,485	2,746,840	2,725,910	(20,930)	(0.76)%
STATUTORY DEDICATIONS	—	—	—	—	—
FEDERAL FUNDS	—	—	—	—	—
TOTAL MEANS OF FINANCING	\$2,112,485	\$2,746,840	\$2,725,910	\$(20,930)	(0.76)%

Fees and Self-Generated

Description	FY2023-2024 Actuals	Existing Operating Budget as of 10/01/2024	FY2025-2026 Total Request	Over/Under EOB	Percent Change
Fees & Self-generated	2,112,485	2,746,840	2,725,910	(20,930)	(0.76)%
Total:	\$2,112,485	\$2,746,840	\$2,725,910	\$(20,930)	(0.76)%

Program Expenditures

Description	FY2023-2024 Actuals	Existing Operating Budget as of 10/01/2024	FY2025-2026 Total Request	Over/Under EOB	Percent Change
Salaries	1,002,316	1,233,390	1,240,100	6,710	0.54%
Other Compensation	—	27,178	27,178	—	—
Related Benefits	542,917	649,557	659,340	9,783	1.51%
TOTAL PERSONAL SERVICES	\$1,545,232	\$1,910,125	\$1,926,618	\$16,493	0.86%
Travel	182	15,000	15,336	336	2.24%
Operating Services	4,963	65,718	67,191	1,473	2.24%
Supplies	6,906	8,694	8,888	194	2.23%
TOTAL OPERATING EXPENSES	\$12,051	\$89,412	\$91,415	\$2,003	2.24%
PROFESSIONAL SERVICES	—	—	—	—	—
Other Charges	—	—	—	—	—
Debt Service	—	—	—	—	—
Interagency Transfers	555,201	707,877	707,877	—	—
TOTAL OTHER CHARGES	\$555,201	\$707,877	\$707,877	—	—
Acquisitions	—	39,426	—	(39,426)	(100.00)%
Major Repairs	—	—	—	—	—
TOTAL ACQ. & MAJOR REPAIRS	—	\$39,426	—	\$(39,426)	(100.00)%
TOTAL EXPENDITURES	\$2,112,485	\$2,746,840	\$2,725,910	\$(20,930)	(0.76)%

Program Positions

Classified	20	20	20	—	—
Unclassified	—	—	—	—	—
TOTAL AUTHORIZED T.O. POSITIONS	20	20	20	—	—
TOTAL AUTHORIZED OTHER CHARGES POSITIONS	—	—	—	—	—
TOTAL NON-T.O. FTE POSITIONS	—	—	—	—	—
TOTAL POSITIONS	20	20	20	—	—

Cost Detail

Means of Financing

Description	FY2023-2024 Actuals	Existing Operating Budget as of 10/01/2024	FY2025-2026 Total Request	Over/Under EOB
Fees & Self-generated	2,112,485	2,746,840	2,725,910	(20,930)
Total:	\$2,112,485	\$2,746,840	\$2,725,910	\$(20,930)

Salaries

Commitment Item	Name	FY2023-2024 Actuals	Existing Operating Budget as of 10/01/2024	FY2025-2026 Total Request	Over/Under EOB
5110010	SAL-CLASS-TO-REG	998,799	1,233,390	1,240,100	6,710
5110015	SAL-CLASS-TO-OT	3,257	—	—	—
5110020	SAL-CLASS-TO-TERM	260	—	—	—
Total Salaries:		\$1,002,316	\$1,233,390	\$1,240,100	\$6,710

Other Compensation

Commitment Item	Name	FY2023-2024 Actuals	Existing Operating Budget as of 10/01/2024	FY2025-2026 Total Request	Over/Under EOB
5120010	COMPENSATION/WAGES	—	20,000	20,000	—
5120035	STUDENT LABOR	—	7,178	7,178	—
Total Other Compensation:		—	\$27,178	\$27,178	—

Related Benefits

Commitment Item	Name	FY2023-2024 Actuals	Existing Operating Budget as of 10/01/2024	FY2025-2026 Total Request	Over/Under EOB
5130010	RET CONTR-STATE EMP	396,384	452,583	430,810	(21,773)
5130060	MEDICARE TAX	13,522	15,990	17,981	1,991
5130070	GRP INS CONTRIBUTION	132,095	180,084	209,649	29,565
5130090	TAXABLE FRINGE BEN	916	900	900	—
Total Related Benefits:		\$542,917	\$649,557	\$659,340	\$9,783

Travel

Commitment Item	Name	FY2023-2024 Actuals	Existing Operating Budget as of 10/01/2024	FY2025-2026 Total Request	Over/Under EOB
5210015	IN-STATE TRAVEL-CONF	—	6,350	6,492	142
5210020	IN-STATE TRAV-FIELD	182	3,330	3,405	75
5210055	OUT-OF-STTRV-CONF	—	1,560	1,595	35
5210060	OUT-OF-STTRV-FIELD	—	3,760	3,844	84
Total Travel:		\$182	\$15,000	\$15,336	\$336

Operating Services

Commitment Item	Name	FY2023-2024 Actuals	Existing Operating Budget as of 10/01/2024	FY2025-2026 Total Request	Over/Under EOB
5310001	SERV-ADVERTISING	—	300	307	7
5310005	SERV-PRINTING	1,895	3,208	3,279	71
5310010	SERV-DUES & OTHER	—	1,500	1,534	34
5310400	SERV-MISC	—	5,500	5,624	124
5330001	MAINT-BUILDINGS	—	5,618	5,744	126
5330007	MAINT-PROPERTY	—	1,800	1,841	41
5330018	MAINT-AUTO REPAIRS	987	10,792	11,034	242
5340010	RENT-REAL ESTATE	—	15,000	15,336	336
5340020	RENT-EQUIPMENT	2,072	6,000	6,134	134
5350002	UTIL-DATA LINE/CIRCT	—	1,000	1,022	22
5350006	UTIL-MAIL/DEL/POST	9	15,000	15,336	336
Total Operating Services:		\$4,963	\$65,718	\$67,191	\$1,473

Supplies

Commitment Item	Name	FY2023-2024 Actuals	Existing Operating Budget as of 10/01/2024	FY2025-2026 Total Request	Over/Under EOB
5410001	SUP-OFFICE SUPPLIES	3,741	3,856	3,942	86
5410006	SUP-COMPUTER	125	300	307	7

Supplies (continued)

Commitment Item	Name	FY2023-2024 Actuals	Existing Operating Budget as of 10/01/2024	FY2025-2026 Total Request	Over/Under EOB
5410036	SUP-FUELTRAC	3,039	4,138	4,231	93
5410400	SUP-OTHER	—	400	408	8
Total Supplies:		\$6,906	\$8,694	\$8,888	\$194

Interagency Transfers

Commitment Item	Name	FY2023-2024 Actuals	Existing Operating Budget as of 10/01/2024	FY2025-2026 Total Request	Over/Under EOB
5950001	IAT-COMMODITY/SERV	50,000	50,000	50,000	—
5950007	IAT-PRINTING	486	9,752	9,752	—
5950008	IAT-POSTAGE	65,000	—	—	—
5950014	IAT-TELEPHONE	5,478	7,000	7,000	—
5950023	IAT-OTHER MAINTENANC	—	12,526	12,526	—
5950026	IAT-RENTALS	61,219	120,000	120,000	—
5950038	IAT-OTHER OPER SERV	65,000	—	—	—
5950055	IAT-ADMIN LAW JUDGE	20,328	20,328	20,328	—
5950058	IAT-TECH SVCS	287,690	488,271	488,271	—
Total Interagency Transfers:		\$555,201	\$707,877	\$707,877	—

Acquisitions

Commitment Item	Name	FY2023-2024 Actuals	Existing Operating Budget as of 10/01/2024	FY2025-2026 Total Request	Over/Under EOB
5710250	ACQ-AUTOMOBILES	—	39,426	—	(39,426)
Total Acquisitions:		—	\$39,426	—	\$(39,426)
Total Expenditures for Program 4404		\$2,112,485	\$2,746,840	\$2,725,910	\$(20,930)
Total Agency Expenditures:		\$110,423,050	\$123,902,581	\$132,981,845	\$9,079,264

SOURCE OF FUNDING SUMMARY

Agency Overview

Interagency Transfers

Description	FY2023-2024 Actuals	Existing Operating Budget as of 10/01/2024	FY2025-2026 Total Request	Over/Under EOB	Form ID
LDH-COMPLIANCE CHECK	350,000	350,000	350,000	—	33998
DPS-COPS IN SHOPS	143,883	165,000	165,000	—	33999
Total Interagency Transfers	\$493,883	\$515,000	\$515,000	—	

Fees & Self-generated

Description	FY2023-2024 Actuals	Existing Operating Budget as of 10/01/2024	FY2025-2026 Total Request	Over/Under EOB	Form ID
CG MFG LIC RENEWAL	31,269	33,297	33,042	(255)	33821
CG-DISTRIB LIC-RENEWAL	3,127	2,664	2,642	(22)	33822
CG-VIDEO MACH PER-RENEW	673,316	573,597	569,227	(4,370)	33824
CG-COMM LESSOR LICENSE	—	889	882	(7)	33826
CG-COMM LESSOR LIC-RENEW	20,846	19,090	18,946	(144)	33827
CG-NON-PFT ORG INIT APP	5,680	4,838	4,803	(35)	33828
CG-SPEC SESSION LICENSE	6,775	5,772	5,727	(45)	33829
CG-USER FEE	1,154,373	983,417	975,924	(7,493)	33830
CG-NON-PFT ORG RENEW APP	48,544	41,354	41,040	(314)	33831
CG-NON-PFT ORG AMEND	10,996	13,320	13,217	(103)	33832
CG-CIVIL PENALTY-ORGAN	125,311	124,308	123,362	(946)	33833
CG-CIVIL PENALTY-NON-ORG	8,599	13,320	13,217	(103)	33834
CG-EVG MFG RENEW APP	7,817	6,659	6,610	(49)	33835
CG-EVG DISTRIB RENEW APP	8,859	4,440	4,406	(34)	33836
CG-PRIV CASINO RENEW APP	208	179	177	(2)	33837
COLLECTION FEES	8,301,963	5,420,300	5,905,183	484,883	33838
UNDERESTIMATED TAX	8,935,940	5,834,218	6,356,131	521,913	33839
NON E FILING	139,392	91,009	99,149	8,140	33840
SEVERANCE	21,501	14,038	15,294	1,256	33841
LIEN	99,367	64,876	70,678	5,802	33842
NSF	197,858	129,178	140,737	11,559	33843
WARRANT	785,898	513,109	559,009	45,900	33844
NEW ORLEANS EXH HALL	121,432	79,281	86,375	7,094	33845
DONATIONS	23,763	15,515	16,903	1,388	33846
IFTA DECALS	20,338	13,278	14,467	1,189	33847

Fees & Self-generated (continued)

Description	FY2023-2024 Actuals	Existing Operating Budget as of 10/01/2024	FY2025-2026 Total Request	Over/Under EOB	Form ID
IFTA APPLICATION	3,237	2,113	2,302	189	33848
CONVENTION SER,TOUR	42,369	27,663	30,137	2,474	33849
GARNISHMENTS	881,516	575,536	627,022	51,486	33850
PREPAID CELL PHONES	96,124	62,760	68,373	5,613	33851
COOPERATIVE ENDEAVORS	5,226	3,413	3,717	304	33852
TRANSFERABLE CREDITS	97,211	63,468	69,146	5,678	33853
RESEARCH CERTIFIED FEES	4,824	3,150	3,432	282	33854
RESEARCH STANDARD FEES	31,242	20,398	22,223	1,825	33855
INSTALLMENT FEE	619,001	404,142	440,295	36,153	33856
INSTALLMENT REINSTATEMNT	5,134	3,353	3,652	299	33857
OFFER IN COMPROMISE FEE	3,859	2,518	2,745	227	33858
AUTO RENTAL FEES	5,029	3,284	3,577	293	33859
MISC COLLECTIONS	37,975	24,792	4,083,844	4,059,052	33860
OFFICE OF DEBT RECOVERY	10,812,136	728,743	789,986	61,243	33861
ATC BEER PERMITS	95,702	116,045	183,461	67,416	33889
ATC LIQUOR PERMITS	196,468	247,783	418,168	170,385	33890
ATC WINE PERMITS	1,674	1,240	1,899	659	33891
ATC WHLESAL BEER PERMIT	19,898	21,393	35,142	13,749	33892
ATC WHLE LIQUOR PRMT	18,152	16,520	31,630	15,110	33893
ATC SOLICITOR PERMITS	258	247	443	196	33894
ATC-OOS MFG/SUPP-LO ALCO	5,899	6,400	9,933	3,533	33939
ATC MANUFACTURER PRMTS	18,327	18,378	30,365	11,987	33940
ATC-OOS MFG/SUPP-HI ALC	559	496	886	390	33941
ATC RESTAURANT PERMITS	12,916	14,867	23,091	8,224	33950
ATC SP EVNT PRMT NO-PROB	963	1,031	1,646	615	33956
ATC SP.EVNT PRMT PROF C	24,017	25,192	40,803	15,611	33960
ATC LIQ GROSS SALES FEE	242,342	289,078	454,227	165,149	33961
ATC CATERER & PENALTIES	22,069	23,538	37,324	13,786	33965
ATC CATERER IND CONCES	1,396	909	1,899	990	33966
ATC DUP PERMIT FEE	663	413	380	(33)	33968
ATC MICRO BRGW/ENFORCE	6,353	5,370	9,489	4,119	33969
ATC VIOL.FINE ENF FUND	497,115	578,157	899,059	320,902	33970
ATC POSTER FEE ENF FUND	58,405	69,378	106,913	37,535	33971
ATC RESP VEND PRGM	118,105	132,150	209,399	77,249	33972
ATC MISC. INCO	4,917,695	5,864,165	9,299,632	3,435,467	33974

Fees & Self-generated (continued)

Description	FY2023-2024 Actuals	Existing Operating Budget as of 10/01/2024	FY2025-2026 Total Request	Over/Under EOB	Form ID
ATC TOB RETAIL DEAL PRMT	16,325	16,520	25,939	9,419	33976
ATC TOB VEND MACH PERMIT	428	413	697	284	33977
ATC TOBACCO SPEC EVENT	279	247	443	196	33978
ATC TOBACCONIST PRMT	384	413	664	251	33980
ATC TOB RESP VENDOR	11,659	12,802	20,875	8,073	33982
ATC OOS-RETAILERS	698	659	1,075	416	33984
ATC OOS MFG/WINE PROD	3,316	3,716	6,201	2,485	33985
ATC OOS MFG/WINE PRO REN	873	1,240	2,151	911	33987
ATC HEMP/CBD APPLICATION	172,103	214,745	335,292	120,547	33988
ATC ALCOH DELIVERY/APP	5,289	4,545	8,856	4,311	33991
ATC TRANSACTION FEES	(121,080)	124,304	209,716	85,412	33993
ATC 2 YEAR PERMIT ACCT	206,906	247,783	411,208	163,425	33994
ATC CONVERSION FEE	35	29	37	8	33995
ATC NSF FEES	52	41	63	22	33996
ATC TOB WHSL DEAL PRMT	995	828	1,580	752	34004
ATC TOB VEND MACH OPERAT	1,924	2,065	3,351	1,286	34005
CG DISTRIB LICENSE	261	221	219	(2)	34026
ATC TOB VIOL FINE ENF FD	168,519	198,225	304,295	106,070	34033
ATC TOB DUPL PERMIT	7	—	—	—	34037
AUDIT FEES	—	—	—	—	34043
SALES	24,879,751	16,606,167	18,384,634	1,778,467	34046
MOTOR FUEL LICENSE VIOLA	11,808	7,710	8,399	689	34047
CORP INC & FRANCHISE	10,066,907	4,539,311	3,742,038	(797,273)	34050
INDIVIDUAL INC FEES	3,925,363	2,575,598	2,792,040	216,442	34051
EDH-LA ENTERTAIN DEV FND	100,000	100,000	100,000	—	34065
ATC-CONS HEMP WHSL	37,701	40,059	62,629	22,570	34495
CG-NSF FEE	42	40,844	40,533	(311)	34667
ATC 2 YEAR PERMIT ACCT	13,181	15,694	24,672	8,978	34669
DIRECT MARKETER	113,041	73,801	80,406	6,605	34683
FIDUCIARY INCOME	212,471	138,724	151,130	12,406	34684
NO HOTEL/MOTEL-S&U	149,393	97,538	106,265	8,727	34685
PARTNERSHIP/IND COMP	242,446	158,290	172,452	14,162	34687
P & M BEER COLLECT FEE	47,863	31,249	34,045	2,796	34688
REMOTE SELLERS TAX (RSC)	1,661,778	1,084,967	1,182,021	97,054	34690
STATEWIDE SALES & USE	82,482	53,852	58,669	4,817	34691

Fees & Self-generated *(continued)*

Description	FY2023-2024 Actuals	Existing Operating Budget as of 10/01/2024	FY2025-2026 Total Request	Over/Under EOB	Form ID
WITHHOLDING	24,136,541	15,758,593	17,168,312	1,409,719	34692
CG LIMITED LICENSE	—	2,664	2,642	(22)	34727
CG VIDEO MACH PERMIT	—	870,196	863,567	(6,629)	34730
SURPLUS	—	54,099,952	50,000,000	(4,099,952)	34746
CG MFG LICENSE	—	2,220	2,202	(18)	34790
CG-EVG DISTRIB LICENSE	4,169	3,551	3,525	(26)	38017
MOTOR VEHICLE SALES	3,516,668	2,296,012	2,501,405	205,393	38093
CG-LIC-OTHR-EXEMPT RENEW	391	—	—	—	38141
CG-LICENSES-OTHER-EXEMPT	1,902	—	—	—	38145
ATC SELF DISTRIBUTION	4,189	4,132	6,579	2,447	38595
ATC VAPOR PRODUCT	26,042	27,669	44,852	17,183	38597
ATC VAPOR PRO VIOLATION	10,996	11,976	19,674	7,698	38599
ATC ALCOH & TOB CNTROL	124	73	190	117	38983
Total Fees & Self-generated	\$109,371,253	\$122,829,667	\$131,908,931	\$9,079,264	

Statutory Dedications

Description	FY2023-2024 Actuals	Existing Operating Budget as of 10/01/2024	FY2025-2026 Total Request	Over/Under EOB	Form ID
RVC-TOBACCO REG FUND	557,914	557,914	557,914	—	33997
Total Statutory Dedications	\$557,914	\$557,914	\$557,914	—	
Total Sources of Funding:	\$110,423,050	\$123,902,581	\$132,981,845	\$9,079,264	

SOURCE OF FUNDING DETAIL

Interagency Transfers

Form 33998 — 440 - ATC BR-6 IAT DHH COMPLIANCE CHECK

Expenditures	Existing Operating Budget as of 10/01/2024			FY2025-2026 Total Request			FY2026-2027 Projected		
	Means of Financing	In-Kind Match	Cash Match	Means of Financing	In-Kind Match	Cash Match	Means of Financing	In-Kind Match	Cash Match
Salaries	120,000	—	—	120,000	—	—	120,000	—	—
Other Compensation	—	—	—	—	—	—	—	—	—
Related Benefits	2,790	—	—	2,790	—	—	2,790	—	—
TOTAL PERSONAL SERVICES	\$122,790	—	—	\$122,790	—	—	\$122,790	—	—
Travel	—	—	—	—	—	—	—	—	—
Operating Services	47,210	—	—	47,210	—	—	47,210	—	—
Supplies	40,000	—	—	40,000	—	—	40,000	—	—
TOTAL OPERATING EXPENSES	\$87,210	—	—	\$87,210	—	—	\$87,210	—	—
PROFESSIONAL SERVICES	—	—	—	—	—	—	—	—	—
Other Charges	90,000	—	—	90,000	—	—	90,000	—	—
Debt Service	—	—	—	—	—	—	—	—	—
Interagency Transfers	50,000	—	—	50,000	—	—	50,000	—	—
TOTAL OTHER CHARGES	\$140,000	—	—	\$140,000	—	—	\$140,000	—	—
Acquisitions	—	—	—	—	—	—	—	—	—
Major Repairs	—	—	—	—	—	—	—	—	—
TOTAL ACQ. & MAJOR REPAIRS	—	—	—	—	—	—	—	—	—
TOTAL EXPENDITURES	\$350,000	—	—	\$350,000	—	—	\$350,000	—	—

Form 33998 — 440 - ATC BR-6 IAT DHH COMPLIANCE CHECK

Question	Narrative Response
State the purpose, source and legal citation.	The interagency transfer from the Department of Health and Hospitals allows Alcohol and Tobacco Control (ATC) to comply with Act 64 of the Third Extraordinary Session of 1994, which requires ATC to perform random, unannounced inspections at locations where tobacco products are sold or distributed to ensure compliance with Prevention of Youth Access to Tobacco Law.
Agency discretion or Federal requirement?	Limited agency discretion.
Describe any budgetary peculiarities.	N/A
Is the Total Request amount for multiple years?	No.
Additional information or comments.	N/A
Provide the amount of any indirect costs.	N/A
Any indirect costs funded with other MOF?	No.
Objectives and indicators in the Operational Plan.	N/A
Additional information or comments.	N/A

Form 33999 — 440 - ATC BR-6 IAT DPS COPS IN SHOPS

Expenditures	Existing Operating Budget as of 10/01/2024			FY2025-2026 Total Request			FY2026-2027 Projected		
	Means of Financing	In-Kind Match	Cash Match	Means of Financing	In-Kind Match	Cash Match	Means of Financing	In-Kind Match	Cash Match
Salaries	162,500	—	—	162,500	—	—	162,500	—	—
Other Compensation	—	—	—	—	—	—	—	—	—
Related Benefits	2,500	—	—	2,500	—	—	2,500	—	—
TOTAL PERSONAL SERVICES	\$165,000	—	—	\$165,000	—	—	\$165,000	—	—
Travel	—	—	—	—	—	—	—	—	—
Operating Services	—	—	—	—	—	—	—	—	—
Supplies	—	—	—	—	—	—	—	—	—
TOTAL OPERATING EXPENSES	—	—	—	—	—	—	—	—	—
PROFESSIONAL SERVICES	—	—	—	—	—	—	—	—	—
Other Charges	—	—	—	—	—	—	—	—	—
Debt Service	—	—	—	—	—	—	—	—	—
Interagency Transfers	—	—	—	—	—	—	—	—	—
TOTAL OTHER CHARGES	—	—	—	—	—	—	—	—	—
Acquisitions	—	—	—	—	—	—	—	—	—
Major Repairs	—	—	—	—	—	—	—	—	—
TOTAL ACQ. & MAJOR REPAIRS	—	—	—	—	—	—	—	—	—
TOTAL EXPENDITURES	\$165,000	—	—	\$165,000	—	—	\$165,000	—	—

Form 33999 — 440 - ATC BR-6 IAT DPS COPS IN SHOPS

Question	Narrative Response
State the purpose, source and legal citation.	The interagency transfer from the Department of Public Safety is provided to ATC for the enforcement of state and federal laws prohibiting the sale of alcoholic beverages to underage consumers.
Agency discretion or Federal requirement?	Limited agency discretion.
Describe any budgetary peculiarities.	N/A
Is the Total Request amount for multiple years?	No.
Additional information or comments.	N/A
Provide the amount of any indirect costs.	N/A
Any indirect costs funded with other MOF?	No.
Objectives and indicators in the Operational Plan.	N/A
Additional information or comments.	N/A

Statutory Dedications

Form 33997 — 440 - ATC BR-6 SD TOBACCO REGULATION ENFORCEMENT FUND

Expenditures	Existing Operating Budget as of 10/01/2024			FY2025-2026 Total Request			FY2026-2027 Projected		
	Means of Financing	In-Kind Match	Cash Match	Means of Financing	In-Kind Match	Cash Match	Means of Financing	In-Kind Match	Cash Match
Salaries	280,214	—	—	280,214	—	—	280,214	—	—
Other Compensation	46,852	—	—	46,852	—	—	46,852	—	—
Related Benefits	114,051	—	—	114,051	—	—	114,051	—	—
TOTAL PERSONAL SERVICES	\$441,117	—	—	\$441,117	—	—	\$441,117	—	—
Travel	5,000	—	—	5,000	—	—	5,000	—	—
Operating Services	38,383	—	—	38,383	—	—	38,383	—	—
Supplies	16,100	—	—	16,100	—	—	16,100	—	—
TOTAL OPERATING EXPENSES	\$59,483	—	—	\$59,483	—	—	\$59,483	—	—
PROFESSIONAL SERVICES	—	—	—	—	—	—	—	—	—
Other Charges	—	—	—	—	—	—	—	—	—
Debt Service	—	—	—	—	—	—	—	—	—
Interagency Transfers	40,500	—	—	17,039	—	—	17,039	—	—
TOTAL OTHER CHARGES	\$40,500	—	—	\$17,039	—	—	\$17,039	—	—
Acquisitions	16,814	—	—	40,275	—	—	40,275	—	—
Major Repairs	—	—	—	—	—	—	—	—	—
TOTAL ACQ. & MAJOR REPAIRS	\$16,814	—	—	\$40,275	—	—	\$40,275	—	—
TOTAL EXPENDITURES	\$557,914	—	—	\$557,914	—	—	\$557,914	—	—

Form 33997 — 440 - ATC BR-6 SD TOBACCO REGULATION ENFORCEMENT FUND

Question	Narrative Response
State the purpose, source and legal citation.	The Statutory Dedications provided the funds in Act # 752 for the purpose of enacting R.S. 47:841 (F), relative to tobacco products: it establishes the Tobacco Regulation Enforcement Fund as a special fund in the state treasury; to provide for the deposit, investment, and use of monies in the fund; to provide for an effective date; and to provide support for enforcement activities of the Office of Alcohol and Tobacco Control. The source of monies for the fund shall be a portion of the avails of the state tax on cigarettes.
Agency discretion or Federal requirement?	Limited agency discretion.
Describe any budgetary peculiarities.	After compliance with the requirements of Article VII, Section 9 (B) of the Constitution of Louisiana relative to the Bond Security and Redemption Fund, and after a sufficient amount is allocate from that fund to pay all of the obligations secured by the full faith and credit of the state which become due and payable within any fiscal year, the state treasurer shall annually deposit into the fund an amount equal to the avails of one-twentieth of one cent per cigarette from the tax on cigarettes imposed. Monies in the fund shall be subject to appropriation by the legislature and then only to the Office of Alcohol and Tobacco Control for purposes of tobacco regulation enforcement. All unexpended and unencumbered monies in the fund shall be invested by the state treasurer in the same manner as monies in the state general fund, and all earnings on investment of the funds shall be deposited into the fund.
Is the Total Request amount for multiple years?	No.
Additional information or comments.	N/A
Provide the amount of any indirect costs.	N/A
Any indirect costs funded with other MOF?	No.
Objectives and indicators in the Operational Plan.	N/A
Additional information or comments.	N/A

Fees & Self-generated

Form 33821 — 440 - CG BR-6 SG MFG LIC RENEWAL

Expenditures	Existing Operating Budget as of 10/01/2024			FY2025-2026 Total Request			FY2026-2027 Projected		
	Means of Financing	In-Kind Match	Cash Match	Means of Financing	In-Kind Match	Cash Match	Means of Financing	In-Kind Match	Cash Match
Salaries	14,951	—	—	15,032	—	—	15,032	—	—
Other Compensation	329	—	—	329	—	—	329	—	—
Related Benefits	7,874	—	—	7,992	—	—	7,992	—	—
TOTAL PERSONAL SERVICES	\$23,154	—	—	\$23,353	—	—	\$23,353	—	—
Travel	182	—	—	186	—	—	186	—	—
Operating Services	797	—	—	814	—	—	814	—	—
Supplies	105	—	—	108	—	—	108	—	—
TOTAL OPERATING EXPENSES	\$1,084	—	—	\$1,108	—	—	\$1,108	—	—
PROFESSIONAL SERVICES	—	—	—	—	—	—	—	—	—
Other Charges	—	—	—	—	—	—	—	—	—
Debt Service	—	—	—	—	—	—	—	—	—
Interagency Transfers	8,581	—	—	8,581	—	—	8,581	—	—
TOTAL OTHER CHARGES	\$8,581	—	—	\$8,581	—	—	\$8,581	—	—
Acquisitions	478	—	—	—	—	—	—	—	—
Major Repairs	—	—	—	—	—	—	—	—	—
TOTAL ACQ. & MAJOR REPAIRS	\$478	—	—	—	—	—	—	—	—
TOTAL EXPENDITURES	\$33,297	—	—	\$33,042	—	—	\$33,042	—	—

Form 33821 — 440 - CG BR-6 SG MFG LIC RENEWAL

Question	Narrative Response
State the purpose, source and legal citation.	Revenue received from Manufacturer's License Renewal is used to support the entire program operations. Per R.S. 4:705 (2) (a), any person or other entity who manufactures for sale, offers for sale, or otherwise furnishes any gaming supplies or equipment to a licensed distributor for use in the conduct of any game of chance is required to have a license and shall be accessed a renewal fee of two thousand five hundred dollars for issuance.
Agency discretion or Federal requirement?	The line item requests for expenditures reflect agency discretion.
Describe any budgetary peculiarities.	N/A
Is the Total Request amount for multiple years?	No.
Additional information or comments.	N/A
Provide the amount of any indirect costs.	The indirect costs associated with this service would include overhead for administration, licensing and auditing services, and information technology support. These indirect costs are located in all expenditure categories. All costs are funded with this fee and the other Fees and Self-Generated sources.
Any indirect costs funded with other MOF?	No.
Objectives and indicators in the Operational Plan.	All objectives and indicators in the Operational Plan are funded in part by this fee.
Additional information or comments.	N/A

Form 33822 — 440 - CG BR-6 SG DISTRIB LIC-RENEWAL

Expenditures	Existing Operating Budget as of 10/01/2024			FY2025-2026 Total Request			FY2026-2027 Projected		
	Means of Financing	In-Kind Match	Cash Match	Means of Financing	In-Kind Match	Cash Match	Means of Financing	In-Kind Match	Cash Match
Salaries	1,196	—	—	1,202	—	—	1,202	—	—
Other Compensation	26	—	—	26	—	—	26	—	—
Related Benefits	630	—	—	639	—	—	639	—	—
TOTAL PERSONAL SERVICES	\$1,852	—	—	\$1,867	—	—	\$1,867	—	—
Travel	15	—	—	15	—	—	15	—	—
Operating Services	64	—	—	65	—	—	65	—	—
Supplies	8	—	—	9	—	—	9	—	—
TOTAL OPERATING EXPENSES	\$87	—	—	\$89	—	—	\$89	—	—
PROFESSIONAL SERVICES	—	—	—	—	—	—	—	—	—
Other Charges	—	—	—	—	—	—	—	—	—
Debt Service	—	—	—	—	—	—	—	—	—
Interagency Transfers	687	—	—	686	—	—	686	—	—
TOTAL OTHER CHARGES	\$687	—	—	\$686	—	—	\$686	—	—
Acquisitions	38	—	—	—	—	—	—	—	—
Major Repairs	—	—	—	—	—	—	—	—	—
TOTAL ACQ. & MAJOR REPAIRS	\$38	—	—	—	—	—	—	—	—
TOTAL EXPENDITURES	\$2,664	—	—	\$2,642	—	—	\$2,642	—	—

Form 33822 — 440 - CG BR-6 SG DISTRIB LIC-RENEWAL

Question	Narrative Response
State the purpose, source and legal citation.	Revenue received from Distributer's License Renewal is used to support the entire program operations. Per R.S 4:705 (2) (b) - Any person or other entity who sells, offers for sale, or otherwise furnishes to any person supplies or equipment for use in the conduct of any game or chance is required to have a license and shall be accessed a renewal fee of not more than two hundred fifty dollars, except the license for a private contractor which shall be two hundred dollars for issuance.
Agency discretion or Federal requirement?	The line item requests for expenditures reflect agency discretion.
Describe any budgetary peculiarities.	N/A
Is the Total Request amount for multiple years?	No.
Additional information or comments.	N/A
Provide the amount of any indirect costs.	The indirect costs associated with this service would include overhead for administration, licensing and auditing services, and information technology support. These indirect costs are located in all expenditure categories. All costs are funded with this fee and the other Fees and Self-Generated sources.
Any indirect costs funded with other MOF?	No.
Objectives and indicators in the Operational Plan.	All objectives and indicators in the Operational Plan are funded in part by this fee.
Additional information or comments.	N/A

Form 33824 — 440 - CG BR-6 SG VIDEO MACH PER-RENEW

Expenditures	Existing Operating Budget as of 10/01/2024			FY2025-2026 Total Request			FY2026-2027 Projected		
	Means of Financing	In-Kind Match	Cash Match	Means of Financing	In-Kind Match	Cash Match	Means of Financing	In-Kind Match	Cash Match
Salaries	257,558	—	—	258,959	—	—	258,959	—	—
Other Compensation	5,675	—	—	5,675	—	—	5,675	—	—
Related Benefits	135,641	—	—	137,684	—	—	137,684	—	—
TOTAL PERSONAL SERVICES	\$398,874	—	—	\$402,318	—	—	\$402,318	—	—
Travel	3,132	—	—	3,202	—	—	3,202	—	—
Operating Services	13,723	—	—	14,031	—	—	14,031	—	—
Supplies	1,815	—	—	1,856	—	—	1,856	—	—
TOTAL OPERATING EXPENSES	\$18,670	—	—	\$19,089	—	—	\$19,089	—	—
PROFESSIONAL SERVICES	—	—	—	—	—	—	—	—	—
Other Charges	—	—	—	—	—	—	—	—	—
Debt Service	—	—	—	—	—	—	—	—	—
Interagency Transfers	147,820	—	—	147,820	—	—	147,820	—	—
TOTAL OTHER CHARGES	\$147,820	—	—	\$147,820	—	—	\$147,820	—	—
Acquisitions	8,233	—	—	—	—	—	—	—	—
Major Repairs	—	—	—	—	—	—	—	—	—
TOTAL ACQ. & MAJOR REPAIRS	\$8,233	—	—	—	—	—	—	—	—
TOTAL EXPENDITURES	\$573,597	—	—	\$569,227	—	—	\$569,227	—	—

Form 33824 — 440 - CG BR-6 SG VIDEO MACH PER-RENEW

Question	Narrative Response
State the purpose, source and legal citation.	Revenue received from Video Machines' Licenses Renewals is used to support the entire program operations. Per LAC 42:l.1813 - An applicant shall pay to the department a nonrefundable fee of five hundred dollars to cover the costs of the renewal application, continuing background checks and other associated costs.
Agency discretion or Federal requirement?	The line item requests for expenditures reflect agency discretion.
Describe any budgetary peculiarities.	N/A
Is the Total Request amount for multiple years?	No.
Additional information or comments.	N/A
Provide the amount of any indirect costs.	The indirect costs associated with this service would include overhead for administration, licensing and auditing services, and information technology support. These indirect costs are located in all expenditure categories. All costs are funded with this fee and the other Fees and Self-Generated sources.
Any indirect costs funded with other MOF?	No.
Objectives and indicators in the Operational Plan.	All objectives and indicators in the Operational Plan are funded in part by this fee.
Additional information or comments.	N/A

Form 33826 — 440 - CG BR-6 SG COMM LESSOR LICENSE

Expenditures	Existing Operating Budget as of 10/01/2024			FY2025-2026 Total Request			FY2026-2027 Projected		
	Means of Financing	In-Kind Match	Cash Match	Means of Financing	In-Kind Match	Cash Match	Means of Financing	In-Kind Match	Cash Match
Salaries	399	—	—	401	—	—	401	—	—
Other Compensation	9	—	—	9	—	—	9	—	—
Related Benefits	210	—	—	213	—	—	213	—	—
TOTAL PERSONAL SERVICES	\$618	—	—	\$623	—	—	\$623	—	—
Travel	5	—	—	5	—	—	5	—	—
Operating Services	21	—	—	22	—	—	22	—	—
Supplies	3	—	—	3	—	—	3	—	—
TOTAL OPERATING EXPENSES	\$29	—	—	\$30	—	—	\$30	—	—
PROFESSIONAL SERVICES	—	—	—	—	—	—	—	—	—
Other Charges	—	—	—	—	—	—	—	—	—
Debt Service	—	—	—	—	—	—	—	—	—
Interagency Transfers	229	—	—	229	—	—	229	—	—
TOTAL OTHER CHARGES	\$229	—	—	\$229	—	—	\$229	—	—
Acquisitions	13	—	—	—	—	—	—	—	—
Major Repairs	—	—	—	—	—	—	—	—	—
TOTAL ACQ. & MAJOR REPAIRS	\$13	—	—	—	—	—	—	—	—
TOTAL EXPENDITURES	\$889	—	—	\$882	—	—	\$882	—	—

Form 33826 — 440 - CG BR-6 SG COMM LESSOR LICENSE

Question	Narrative Response
State the purpose, source and legal citation.	Revenue received from Commercial Lessor License is used to support the entire program operations. Per R.S. 4:705 (2) (e) - Any person leasing any premises for the conducting of charitable gaming activities shall obtain a commercial lessor's license for each premises to be licensed. A commercial lessor's license shall authorize a person to lease specific premises to licensees for the conducting of charitable gaming activities. He/she shall be assessed a fee of five hundred dollars for issuance.
Agency discretion or Federal requirement?	The line item requests for expenditures reflect agency discretion.
Describe any budgetary peculiarities.	N/A
Is the Total Request amount for multiple years?	No.
Additional information or comments.	N/A
Provide the amount of any indirect costs.	The indirect costs associated with this service would include overhead for administration, licensing and auditing services, and information technology support. These indirect costs are located in all expenditure categories. All costs are funded with this fee and the other Fees and Self-Generated sources.
Any indirect costs funded with other MOF?	No.
Objectives and indicators in the Operational Plan.	All objectives and indicators in the Operational Plan are funded in part by this fee.
Additional information or comments.	N/A

Form 33827 — 440 - CG BR-6 SG COMM LESSOR LIC-RENEW

Expenditures	Existing Operating Budget as of 10/01/2024			FY2025-2026 Total Request			FY2026-2027 Projected		
	Means of Financing	In-Kind Match	Cash Match	Means of Financing	In-Kind Match	Cash Match	Means of Financing	In-Kind Match	Cash Match
Salaries	8,572	—	—	8,619	—	—	8,619	—	—
Other Compensation	189	—	—	189	—	—	189	—	—
Related Benefits	4,514	—	—	4,582	—	—	4,582	—	—
TOTAL PERSONAL SERVICES	\$13,275	—	—	\$13,390	—	—	\$13,390	—	—
Travel	104	—	—	107	—	—	107	—	—
Operating Services	457	—	—	467	—	—	467	—	—
Supplies	60	—	—	62	—	—	62	—	—
TOTAL OPERATING EXPENSES	\$621	—	—	\$636	—	—	\$636	—	—
PROFESSIONAL SERVICES	—	—	—	—	—	—	—	—	—
Other Charges	—	—	—	—	—	—	—	—	—
Debt Service	—	—	—	—	—	—	—	—	—
Interagency Transfers	4,920	—	—	4,920	—	—	4,920	—	—
TOTAL OTHER CHARGES	\$4,920	—	—	\$4,920	—	—	\$4,920	—	—
Acquisitions	274	—	—	—	—	—	—	—	—
Major Repairs	—	—	—	—	—	—	—	—	—
TOTAL ACQ. & MAJOR REPAIRS	\$274	—	—	—	—	—	—	—	—
TOTAL EXPENDITURES	\$19,090	—	—	\$18,946	—	—	\$18,946	—	—

Form 33827 — 440 - CG BR-6 SG COMM LESSOR LIC-RENEW

Question	Narrative Response
State the purpose, source and legal citation.	Revenue received from Commercial Lessor License is used to support the entire program operations. Per R.S. 4:705 (2) (e) - Any person leasing any premises for the conducting of charitable gaming activities shall obtain a commercial lessor's license for each premises to be licensed. A commercial lessor's license shall authorize a person to lease specific premises to licensees for the conducting of charitable gaming activities. He/she shall be assessed a renewal fee of five hundred dollars for issuance.
Agency discretion or Federal requirement?	The line item requests for expenditures reflect agency discretion.
Describe any budgetary peculiarities.	N/A
Is the Total Request amount for multiple years?	No.
Additional information or comments.	N/A
Provide the amount of any indirect costs.	The indirect costs associated with this service would include overhead for administration, licensing and auditing services, and information technology support. These indirect costs are located in all expenditure categories. All costs are funded with this fee and the other Fees and Self-Generated sources.
Any indirect costs funded with other MOF?	No.
Objectives and indicators in the Operational Plan.	All objectives and indicators in the Operational Plan are funded in part by this fee.
Additional information or comments.	N/A

Form 33828 — 440 - CG BR-6 SG NON-PFT ORG INIT APP

Expenditures	Existing Operating Budget as of 10/01/2024			FY2025-2026 Total Request			FY2026-2027 Projected		
	Means of Financing	In-Kind Match	Cash Match	Means of Financing	In-Kind Match	Cash Match	Means of Financing	In-Kind Match	Cash Match
Salaries	2,173	—	—	2,185	—	—	2,185	—	—
Other Compensation	48	—	—	48	—	—	48	—	—
Related Benefits	1,144	—	—	1,162	—	—	1,162	—	—
TOTAL PERSONAL SERVICES	\$3,365	—	—	\$3,395	—	—	\$3,395	—	—
Travel	26	—	—	27	—	—	27	—	—
Operating Services	116	—	—	118	—	—	118	—	—
Supplies	15	—	—	16	—	—	16	—	—
TOTAL OPERATING EXPENSES	\$157	—	—	\$161	—	—	\$161	—	—
PROFESSIONAL SERVICES	—	—	—	—	—	—	—	—	—
Other Charges	—	—	—	—	—	—	—	—	—
Debt Service	—	—	—	—	—	—	—	—	—
Interagency Transfers	1,247	—	—	1,247	—	—	1,247	—	—
TOTAL OTHER CHARGES	\$1,247	—	—	\$1,247	—	—	\$1,247	—	—
Acquisitions	69	—	—	—	—	—	—	—	—
Major Repairs	—	—	—	—	—	—	—	—	—
TOTAL ACQ. & MAJOR REPAIRS	\$69	—	—	—	—	—	—	—	—
TOTAL EXPENDITURES	\$4,838	—	—	\$4,803	—	—	\$4,803	—	—

Form 33828 — 440 - CG BR-6 SG NON-PFT ORG INIT APP

Question	Narrative Response
State the purpose, source and legal citation.	Revenue received from Non-Profit Organizational Licenses is used to support the entire program operations. Per R.S. 4:705 (2) establishes, assesses, and collects the following fees for issuance of licenses and special licenses and for license renewals. Per R.S. 4:705 (2) (c) Licensed organization's license and renewal fee shall be seventy-five dollars.
Agency discretion or Federal requirement?	The line item requests for expenditures reflect agency discretion.
Describe any budgetary peculiarities.	N/A
Is the Total Request amount for multiple years?	No.
Additional information or comments.	N/A
Provide the amount of any indirect costs.	The indirect costs associated with this service would include overhead for administration, licensing and auditing services, and information technology support. These indirect costs are located in all expenditure categories. All costs are funded with this fee and the other Fees and Self-Generated sources.
Any indirect costs funded with other MOF?	No.
Objectives and indicators in the Operational Plan.	All objectives and indicators in the Operational Plan are funded in part by this fee.
Additional information or comments.	N/A

Form 33829 — 440 - CG BR-6 SG SPEC SESSION LICENSE

Expenditures	Existing Operating Budget as of 10/01/2024			FY2025-2026 Total Request			FY2026-2027 Projected		
	Means of Financing	In-Kind Match	Cash Match	Means of Financing	In-Kind Match	Cash Match	Means of Financing	In-Kind Match	Cash Match
Salaries	2,592	—	—	2,606	—	—	2,606	—	—
Other Compensation	57	—	—	57	—	—	57	—	—
Related Benefits	1,365	—	—	1,385	—	—	1,385	—	—
TOTAL PERSONAL SERVICES	\$4,014	—	—	\$4,048	—	—	\$4,048	—	—
Travel	32	—	—	32	—	—	32	—	—
Operating Services	138	—	—	141	—	—	141	—	—
Supplies	18	—	—	19	—	—	19	—	—
TOTAL OPERATING EXPENSES	\$188	—	—	\$192	—	—	\$192	—	—
PROFESSIONAL SERVICES	—	—	—	—	—	—	—	—	—
Other Charges	—	—	—	—	—	—	—	—	—
Debt Service	—	—	—	—	—	—	—	—	—
Interagency Transfers	1,487	—	—	1,487	—	—	1,487	—	—
TOTAL OTHER CHARGES	\$1,487	—	—	\$1,487	—	—	\$1,487	—	—
Acquisitions	83	—	—	—	—	—	—	—	—
Major Repairs	—	—	—	—	—	—	—	—	—
TOTAL ACQ. & MAJOR REPAIRS	\$83	—	—	—	—	—	—	—	—
TOTAL EXPENDITURES	\$5,772	—	—	\$5,727	—	—	\$5,727	—	—

Form 33829 — 440 - CG BR-6 SG SPEC SESSION LICENSE

Question	Narrative Response
State the purpose, source and legal citation.	Revenue received from Special Session Licenses is used to support the entire program operations. Per R.S. 4:705 (2) (d) Special events license and renewal fees shall be one hundred dollars.
Agency discretion or Federal requirement?	The line item requests for expenditures reflect agency discretion.
Describe any budgetary peculiarities.	N/A
Is the Total Request amount for multiple years?	No.
Additional information or comments.	N/A
Provide the amount of any indirect costs.	The indirect costs associated with this service would include overhead for administration, licensing and auditing services, and information technology support. These indirect costs are located in all expenditure categories. All costs are funded with this fee and the other Fees and Self-Generated sources.
Any indirect costs funded with other MOF?	No.
Objectives and indicators in the Operational Plan.	All objectives and indicators in the Operational Plan are funded in part by this fee.
Additional information or comments.	N/A

Form 33830 — 440 - CG BR-6 SG USER FEE

Expenditures	Existing Operating Budget as of 10/01/2024			FY2025-2026 Total Request			FY2026-2027 Projected		
	Means of Financing	In-Kind Match	Cash Match	Means of Financing	In-Kind Match	Cash Match	Means of Financing	In-Kind Match	Cash Match
Salaries	441,572	—	—	443,977	—	—	443,977	—	—
Other Compensation	9,731	—	—	9,731	—	—	9,731	—	—
Related Benefits	232,552	—	—	236,055	—	—	236,055	—	—
TOTAL PERSONAL SERVICES	\$683,855	—	—	\$689,763	—	—	\$689,763	—	—
Travel	5,370	—	—	5,491	—	—	5,491	—	—
Operating Services	23,529	—	—	24,056	—	—	24,056	—	—
Supplies	3,116	—	—	3,180	—	—	3,180	—	—
TOTAL OPERATING EXPENSES	\$32,015	—	—	\$32,727	—	—	\$32,727	—	—
PROFESSIONAL SERVICES	—	—	—	—	—	—	—	—	—
Other Charges	—	—	—	—	—	—	—	—	—
Debt Service	—	—	—	—	—	—	—	—	—
Interagency Transfers	253,432	—	—	253,434	—	—	253,434	—	—
TOTAL OTHER CHARGES	\$253,432	—	—	\$253,434	—	—	\$253,434	—	—
Acquisitions	14,115	—	—	—	—	—	—	—	—
Major Repairs	—	—	—	—	—	—	—	—	—
TOTAL ACQ. & MAJOR REPAIRS	\$14,115	—	—	—	—	—	—	—	—
TOTAL EXPENDITURES	\$983,417	—	—	\$975,924	—	—	\$975,924	—	—

Form 33830 — 440 - CG BR-6 SG USER FEE

Question	Narrative Response
State the purpose, source and legal citation.	Revenue received from User Fees is used to support the entire program operations. Per R.S. 4:705 (3) A fee shall be collected of not more than three percent of the ideal net proceeds at the point of sale on all pull-tabs or break open tickets, a fee of not more than five percent on the actual value of all other gaming supplies, and an additional fee of not more than three percent of the lease or rental price of electronic dabber devices other than those which use disposable bingo paper.
Agency discretion or Federal requirement?	The line item requests for expenditures reflect agency discretion.
Describe any budgetary peculiarities.	N/A
Is the Total Request amount for multiple years?	No.
Additional information or comments.	N/A
Provide the amount of any indirect costs.	The indirect costs associated with this service would include overhead for administration, licensing and auditing services, and information technology support. These indirect costs are located in all expenditure categories. All costs are funded with this fee and the other Fees and Self-Generated sources.
Any indirect costs funded with other MOF?	No.
Objectives and indicators in the Operational Plan.	All objectives and indicators in the Operational Plan are funded in part by this fee.
Additional information or comments.	N/A

Form 33831 — 440 - CG BR-6 SG NON-PFT ORG RENEW APP

Expenditures	Existing Operating Budget as of 10/01/2024			FY2025-2026 Total Request			FY2026-2027 Projected		
	Means of Financing	In-Kind Match	Cash Match	Means of Financing	In-Kind Match	Cash Match	Means of Financing	In-Kind Match	Cash Match
Salaries	18,569	—	—	18,670	—	—	18,670	—	—
Other Compensation	409	—	—	409	—	—	409	—	—
Related Benefits	9,779	—	—	9,927	—	—	9,927	—	—
TOTAL PERSONAL SERVICES	\$28,757	—	—	\$29,006	—	—	\$29,006	—	—
Travel	226	—	—	231	—	—	231	—	—
Operating Services	989	—	—	1,012	—	—	1,012	—	—
Supplies	131	—	—	134	—	—	134	—	—
TOTAL OPERATING EXPENSES	\$1,346	—	—	\$1,377	—	—	\$1,377	—	—
PROFESSIONAL SERVICES	—	—	—	—	—	—	—	—	—
Other Charges	—	—	—	—	—	—	—	—	—
Debt Service	—	—	—	—	—	—	—	—	—
Interagency Transfers	10,657	—	—	10,657	—	—	10,657	—	—
TOTAL OTHER CHARGES	\$10,657	—	—	\$10,657	—	—	\$10,657	—	—
Acquisitions	594	—	—	—	—	—	—	—	—
Major Repairs	—	—	—	—	—	—	—	—	—
TOTAL ACQ. & MAJOR REPAIRS	\$594	—	—	—	—	—	—	—	—
TOTAL EXPENDITURES	\$41,354	—	—	\$41,040	—	—	\$41,040	—	—

Form 33831 — 440 - CG BR-6 SG NON-PFT ORG RENEW APP

Question	Narrative Response
State the purpose, source and legal citation.	Revenue received from Non-Profit Organizations' License Renewal fee is used to support the entire program operations. Per R.S. 4:705 (2) (c) Licensed organization's license and renewal fee shall be seventy-five dollars.
Agency discretion or Federal requirement?	The line item requests for expenditures reflect agency discretion.
Describe any budgetary peculiarities.	N/A
Is the Total Request amount for multiple years?	No.
Additional information or comments.	N/A
Provide the amount of any indirect costs.	The indirect costs associated with this service would include overhead for administration, licensing and auditing services, and information technology support. These indirect costs are located in all expenditure categories. All costs are funded with this fee and the other Fees and Self-Generated sources.
Any indirect costs funded with other MOF?	No.
Objectives and indicators in the Operational Plan.	All objectives and indicators in the Operational Plan are funded in part by this fee.
Additional information or comments.	N/A

Form 33832 — 440 - CG BR-6 SG NON-PFT ORG AMEND

Expenditures	Existing Operating Budget as of 10/01/2024			FY2025-2026 Total Request			FY2026-2027 Projected		
	Means of Financing	In-Kind Match	Cash Match	Means of Financing	In-Kind Match	Cash Match	Means of Financing	In-Kind Match	Cash Match
Salaries	5,981	—	—	6,013	—	—	6,013	—	—
Other Compensation	132	—	—	132	—	—	132	—	—
Related Benefits	3,150	—	—	3,197	—	—	3,197	—	—
TOTAL PERSONAL SERVICES	\$9,263	—	—	\$9,342	—	—	\$9,342	—	—
Travel	73	—	—	74	—	—	74	—	—
Operating Services	319	—	—	326	—	—	326	—	—
Supplies	42	—	—	43	—	—	43	—	—
TOTAL OPERATING EXPENSES	\$434	—	—	\$443	—	—	\$443	—	—
PROFESSIONAL SERVICES	—	—	—	—	—	—	—	—	—
Other Charges	—	—	—	—	—	—	—	—	—
Debt Service	—	—	—	—	—	—	—	—	—
Interagency Transfers	3,432	—	—	3,432	—	—	3,432	—	—
TOTAL OTHER CHARGES	\$3,432	—	—	\$3,432	—	—	\$3,432	—	—
Acquisitions	191	—	—	—	—	—	—	—	—
Major Repairs	—	—	—	—	—	—	—	—	—
TOTAL ACQ. & MAJOR REPAIRS	\$191	—	—	—	—	—	—	—	—
TOTAL EXPENDITURES	\$13,320	—	—	\$13,217	—	—	\$13,217	—	—

Form 33832 — 440 - CG BR-6 SG NON-PFT ORG AMEND

Question	Narrative Response
State the purpose, source and legal citation.	Revenue received from Non-Profit Organizations License Modification fees is used to support the entire program operations. Per LAC 42.I.1703 (B) License Modification per organization request, \$25.00, after first free modification.
Agency discretion or Federal requirement?	The line item requests for expenditures reflect agency discretion.
Describe any budgetary peculiarities.	N/A
Is the Total Request amount for multiple years?	No.
Additional information or comments.	N/A
Provide the amount of any indirect costs.	The indirect costs associated with this service would include overhead for administration, licensing and auditing services, and information technology support. These indirect costs are located in all expenditure categories. All costs are funded with this fee and the other Fees and Self-Generated sources.
Any indirect costs funded with other MOF?	No.
Objectives and indicators in the Operational Plan.	All objectives and indicators in the Operational Plan are funded in part by this fee.
Additional information or comments.	N/A

Form 33833 — 440 - CG BR-6 SG CIVIL PENALTY-ORGAN

Expenditures	Existing Operating Budget as of 10/01/2024			FY2025-2026 Total Request			FY2026-2027 Projected		
	Means of Financing	In-Kind Match	Cash Match	Means of Financing	In-Kind Match	Cash Match	Means of Financing	In-Kind Match	Cash Match
Salaries	55,817	—	—	56,121	—	—	56,121	—	—
Other Compensation	1,230	—	—	1,230	—	—	1,230	—	—
Related Benefits	29,396	—	—	29,839	—	—	29,839	—	—
TOTAL PERSONAL SERVICES	\$86,443	—	—	\$87,190	—	—	\$87,190	—	—
Travel	679	—	—	694	—	—	694	—	—
Operating Services	2,974	—	—	3,041	—	—	3,041	—	—
Supplies	393	—	—	402	—	—	402	—	—
TOTAL OPERATING EXPENSES	\$4,046	—	—	\$4,137	—	—	\$4,137	—	—
PROFESSIONAL SERVICES	—	—	—	—	—	—	—	—	—
Other Charges	—	—	—	—	—	—	—	—	—
Debt Service	—	—	—	—	—	—	—	—	—
Interagency Transfers	32,035	—	—	32,035	—	—	32,035	—	—
TOTAL OTHER CHARGES	\$32,035	—	—	\$32,035	—	—	\$32,035	—	—
Acquisitions	1,784	—	—	—	—	—	—	—	—
Major Repairs	—	—	—	—	—	—	—	—	—
TOTAL ACQ. & MAJOR REPAIRS	\$1,784	—	—	—	—	—	—	—	—
TOTAL EXPENDITURES	\$124,308	—	—	\$123,362	—	—	\$123,362	—	—

Form 33833 — 440 - CG BR-6 SG CIVIL PENALTY-ORGAN

Question	Narrative Response
State the purpose, source and legal citation.	Revenue received from Civil Penalty Licensed Organizations is used to support the entire program operations. Per R.S. 4:721 In addition to license revocation or suspension or any criminal penalty imposed pursuant to R.S. 4:735 (B), the office may assess a fine against any person who violates any law or regulation relative to gambling or charitable gaming. Such a fine shall be assessed only after notice and opportunity for a hearing held in accordance with the Administrative Procedure Act.
Agency discretion or Federal requirement?	The line item requests for expenditures reflect agency discretion.
Describe any budgetary peculiarities.	N/A
Is the Total Request amount for multiple years?	No.
Additional information or comments.	N/A
Provide the amount of any indirect costs.	The indirect costs associated with this service would include overhead for administration, licensing and auditing services, and information technology support. These indirect costs are located in all expenditure categories. All costs are funded with this fee and the other Fees and Self-Generated sources.
Any indirect costs funded with other MOF?	No.
Objectives and indicators in the Operational Plan.	All objectives and indicators in the Operational Plan are funded in part by this fee.
Additional information or comments.	N/A

Form 33834 — 440 - CG BR-6 SG CIVIL PENALTY-NON-ORG

Expenditures	Existing Operating Budget as of 10/01/2024			FY2025-2026 Total Request			FY2026-2027 Projected		
	Means of Financing	In-Kind Match	Cash Match	Means of Financing	In-Kind Match	Cash Match	Means of Financing	In-Kind Match	Cash Match
Salaries	5,981	—	—	6,013	—	—	6,013	—	—
Other Compensation	132	—	—	132	—	—	132	—	—
Related Benefits	3,150	—	—	3,197	—	—	3,197	—	—
TOTAL PERSONAL SERVICES	\$9,263	—	—	\$9,342	—	—	\$9,342	—	—
Travel	73	—	—	74	—	—	74	—	—
Operating Services	319	—	—	326	—	—	326	—	—
Supplies	42	—	—	43	—	—	43	—	—
TOTAL OPERATING EXPENSES	\$434	—	—	\$443	—	—	\$443	—	—
PROFESSIONAL SERVICES	—	—	—	—	—	—	—	—	—
Other Charges	—	—	—	—	—	—	—	—	—
Debt Service	—	—	—	—	—	—	—	—	—
Interagency Transfers	3,432	—	—	3,432	—	—	3,432	—	—
TOTAL OTHER CHARGES	\$3,432	—	—	\$3,432	—	—	\$3,432	—	—
Acquisitions	191	—	—	—	—	—	—	—	—
Major Repairs	—	—	—	—	—	—	—	—	—
TOTAL ACQ. & MAJOR REPAIRS	\$191	—	—	—	—	—	—	—	—
TOTAL EXPENDITURES	\$13,320	—	—	\$13,217	—	—	\$13,217	—	—

Form 33834 — 440 - CG BR-6 SG CIVIL PENALTY-NON-ORG

Question	Narrative Response
State the purpose, source and legal citation.	Revenue received from Civil Penalty-Non-Organizations is used to support the entire program operations. Per R.S. 4:735 Any person, association, or corporation which violates any provision of this Chapter including the specifically enumerated acts contained in Subsection B of this Section or any rule or regulation of the office shall be subject to a civil penalty imposed by the office as further provided in R.S. 4:721 and to suspension or revocation of its license as further provided in R.S. 4:705.
Agency discretion or Federal requirement?	The line item requests for expenditures reflect agency discretion.
Describe any budgetary peculiarities.	N/A
Is the Total Request amount for multiple years?	No.
Additional information or comments.	N/A
Provide the amount of any indirect costs.	The indirect costs associated with this service would include overhead for administration, licensing and auditing services, and information technology support. These indirect costs are located in all expenditure categories. All costs are funded with this fee and the other Fees and Self-Generated sources.
Any indirect costs funded with other MOF?	No.
Objectives and indicators in the Operational Plan.	All objectives and indicators in the Operational Plan are funded in part by this fee.
Additional information or comments.	N/A

Form 33835 — 440 - CG BR-6 SG EVG MFG RENEW APP

Expenditures	Existing Operating Budget as of 10/01/2024			FY2025-2026 Total Request			FY2026-2027 Projected		
	Means of Financing	In-Kind Match	Cash Match	Means of Financing	In-Kind Match	Cash Match	Means of Financing	In-Kind Match	Cash Match
Salaries	2,990	—	—	3,007	—	—	3,007	—	—
Other Compensation	66	—	—	66	—	—	66	—	—
Related Benefits	1,575	—	—	1,599	—	—	1,599	—	—
TOTAL PERSONAL SERVICES	\$4,631	—	—	\$4,672	—	—	\$4,672	—	—
Travel	36	—	—	37	—	—	37	—	—
Operating Services	159	—	—	163	—	—	163	—	—
Supplies	21	—	—	22	—	—	22	—	—
TOTAL OPERATING EXPENSES	\$216	—	—	\$222	—	—	\$222	—	—
PROFESSIONAL SERVICES	—	—	—	—	—	—	—	—	—
Other Charges	—	—	—	—	—	—	—	—	—
Debt Service	—	—	—	—	—	—	—	—	—
Interagency Transfers	1,716	—	—	1,716	—	—	1,716	—	—
TOTAL OTHER CHARGES	\$1,716	—	—	\$1,716	—	—	\$1,716	—	—
Acquisitions	96	—	—	—	—	—	—	—	—
Major Repairs	—	—	—	—	—	—	—	—	—
TOTAL ACQ. & MAJOR REPAIRS	\$96	—	—	—	—	—	—	—	—
TOTAL EXPENDITURES	\$6,659	—	—	\$6,610	—	—	\$6,610	—	—

Form 33835 — 440 - CG BR-6 SG EVG MFG RENEW APP

Question	Narrative Response
State the purpose, source and legal citation.	Revenue received from Electronic Video Gaming MFG Renewal Application by a Manufacturer is used to support the entire program operations. Per LAC 42:I.1813 (A) (3) An applicant shall pay to the department a nonrefundable fee of \$500 to cover the costs of the renewal application, continuing background checks and other associated costs.
Agency discretion or Federal requirement?	The line item requests for expenditures reflect agency discretion.
Describe any budgetary peculiarities.	N/A
Is the Total Request amount for multiple years?	No.
Additional information or comments.	N/A
Provide the amount of any indirect costs.	The indirect costs associated with this service would include overhead for administration, licensing and auditing services, and information technology support. These indirect costs are located in all expenditure categories. All costs are funded with this fee and the other Fees and Self-Generated sources.
Any indirect costs funded with other MOF?	No.
Objectives and indicators in the Operational Plan.	All objectives and indicators in the Operational Plan are funded in part by this fee.
Additional information or comments.	N/A

Form 33836 — 440 - CG BR-6 SG EVG DISTRIB RENEW APP

Expenditures	Existing Operating Budget as of 10/01/2024			FY2025-2026 Total Request			FY2026-2027 Projected		
	Means of Financing	In-Kind Match	Cash Match	Means of Financing	In-Kind Match	Cash Match	Means of Financing	In-Kind Match	Cash Match
Salaries	1,994	—	—	2,004	—	—	2,004	—	—
Other Compensation	44	—	—	44	—	—	44	—	—
Related Benefits	1,050	—	—	1,066	—	—	1,066	—	—
TOTAL PERSONAL SERVICES	\$3,088	—	—	\$3,114	—	—	\$3,114	—	—
Travel	24	—	—	25	—	—	25	—	—
Operating Services	106	—	—	109	—	—	109	—	—
Supplies	14	—	—	14	—	—	14	—	—
TOTAL OPERATING EXPENSES	\$144	—	—	\$148	—	—	\$148	—	—
PROFESSIONAL SERVICES	—	—	—	—	—	—	—	—	—
Other Charges	—	—	—	—	—	—	—	—	—
Debt Service	—	—	—	—	—	—	—	—	—
Interagency Transfers	1,144	—	—	1,144	—	—	1,144	—	—
TOTAL OTHER CHARGES	\$1,144	—	—	\$1,144	—	—	\$1,144	—	—
Acquisitions	64	—	—	—	—	—	—	—	—
Major Repairs	—	—	—	—	—	—	—	—	—
TOTAL ACQ. & MAJOR REPAIRS	\$64	—	—	—	—	—	—	—	—
TOTAL EXPENDITURES	\$4,440	—	—	\$4,406	—	—	\$4,406	—	—

Form 33836 — 440 - CG BR-6 SG EVG DISTRIB RENEW APP

Question	Narrative Response
State the purpose, source and legal citation.	Revenue received from Electronic Video Gaming Renewal Application by a Distributer is used to support the entire program operations. Per LAC 42:I.1813 (A) (3) An applicant shall pay to the department a nonrefundable fee of \$500 to cover the costs of the renewal application, continuing background checks and other associated costs.
Agency discretion or Federal requirement?	The line item requests for expenditures reflect agency discretion.
Describe any budgetary peculiarities.	N/A
Is the Total Request amount for multiple years?	No.
Additional information or comments.	N/A
Provide the amount of any indirect costs.	The indirect costs associated with this service would include overhead for administration, licensing and auditing services, and information technology support. These indirect costs are located in all expenditure categories. All costs are funded with this fee and the other Fees and Self-Generated sources.
Any indirect costs funded with other MOF?	No.
Objectives and indicators in the Operational Plan.	All objectives and indicators in the Operational Plan are funded in part by this fee.
Additional information or comments.	N/A

Form 33837 — 440 - CG BR-6 SG PRIV CASINO RENEW APP

Expenditures	Existing Operating Budget as of 10/01/2024			FY2025-2026 Total Request			FY2026-2027 Projected		
	Means of Financing	In-Kind Match	Cash Match	Means of Financing	In-Kind Match	Cash Match	Means of Financing	In-Kind Match	Cash Match
Salaries	80	—	—	80	—	—	80	—	—
Other Compensation	2	—	—	2	—	—	2	—	—
Related Benefits	42	—	—	43	—	—	43	—	—
TOTAL PERSONAL SERVICES	\$124	—	—	\$125	—	—	\$125	—	—
Travel	1	—	—	1	—	—	1	—	—
Operating Services	4	—	—	4	—	—	4	—	—
Supplies	1	—	—	1	—	—	1	—	—
TOTAL OPERATING EXPENSES	\$6	—	—	\$6	—	—	\$6	—	—
PROFESSIONAL SERVICES	—	—	—	—	—	—	—	—	—
Other Charges	—	—	—	—	—	—	—	—	—
Debt Service	—	—	—	—	—	—	—	—	—
Interagency Transfers	46	—	—	46	—	—	46	—	—
TOTAL OTHER CHARGES	\$46	—	—	\$46	—	—	\$46	—	—
Acquisitions	3	—	—	—	—	—	—	—	—
Major Repairs	—	—	—	—	—	—	—	—	—
TOTAL ACQ. & MAJOR REPAIRS	\$3	—	—	—	—	—	—	—	—
TOTAL EXPENDITURES	\$179	—	—	\$177	—	—	\$177	—	—

Form 33837 — 440 - CG BR-6 SG PRIV CASINO RENEW APP

Question	Narrative Response
State the purpose, source and legal citation.	Revenue received from Private Casino Renewal Application is used to support the entire program operations. Per R.S.4:705 (2) (B) Distributor's license and renewal fee shall not be more than two hundred fifty dollars, except the license and renewal fee for a private contractor licensed to conduct games of chance authorized under the provisions of R.S. 4:729 shall be two hundred dollars.
Agency discretion or Federal requirement?	The line item requests for expenditures reflect agency discretion.
Describe any budgetary peculiarities.	N/A
Is the Total Request amount for multiple years?	No.
Additional information or comments.	N/A
Provide the amount of any indirect costs.	The indirect costs associated with this service would include overhead for administration, licensing and auditing services, and information technology support. These indirect costs are located in all expenditure categories. All costs are funded with this fee and the other Fees and Self-Generated sources.
Any indirect costs funded with other MOF?	No.
Objectives and indicators in the Operational Plan.	All objectives and indicators in the Operational Plan are funded in part by this fee.
Additional information or comments.	N/A

Form 33838 — 440 - TC BR-6 SG COLLECTION FEES

Expenditures	Existing Operating Budget as of 10/01/2024			FY2025-2026 Total Request			FY2026-2027 Projected		
	Means of Financing	In-Kind Match	Cash Match	Means of Financing	In-Kind Match	Cash Match	Means of Financing	In-Kind Match	Cash Match
Salaries	1,911,101	—	—	2,182,403	—	—	2,182,403	—	—
Other Compensation	66,220	—	—	110,736	—	—	110,736	—	—
Related Benefits	1,242,243	—	—	1,423,813	—	—	1,423,813	—	—
TOTAL PERSONAL SERVICES	\$3,219,564	—	—	\$3,716,952	—	—	\$3,716,952	—	—
Travel	43,950	—	—	47,190	—	—	47,190	—	—
Operating Services	300,161	—	—	322,284	—	—	322,284	—	—
Supplies	14,038	—	—	15,072	—	—	15,072	—	—
TOTAL OPERATING EXPENSES	\$358,149	—	—	\$384,546	—	—	\$384,546	—	—
PROFESSIONAL SERVICES	\$219,767	—	—	\$213,559	—	—	\$213,559	—	—
Other Charges	34,868	—	—	52,974	—	—	52,974	—	—
Debt Service	—	—	—	—	—	—	—	—	—
Interagency Transfers	1,567,281	—	—	1,535,260	—	—	1,535,260	—	—
TOTAL OTHER CHARGES	\$1,602,149	—	—	\$1,588,234	—	—	\$1,588,234	—	—
Acquisitions	20,671	—	—	1,892	—	—	1,892	—	—
Major Repairs	—	—	—	—	—	—	—	—	—
TOTAL ACQ. & MAJOR REPAIRS	\$20,671	—	—	\$1,892	—	—	\$1,892	—	—
TOTAL EXPENDITURES	\$5,420,300	—	—	\$5,905,183	—	—	\$5,905,183	—	—

Form 33838 — 440 - TC BR-6 SG COLLECTION FEES

Question	Narrative Response
State the purpose, source and legal citation.	Revenue received from Collection fees is used to support the entire program operations. Per R.S. 47:1605, a collection fee is assessed after a finalized bill remains unpaid for 60 days. The fee is assessed at 15% of the bill item balance at the date the fee is effective (on the 61st day after the bill item is finalized)
Agency discretion or Federal requirement?	The line item requests for expenditures reflect agency discretion.
Describe any budgetary peculiarities.	N/A.
Is the Total Request amount for multiple years?	NO.
Additional information or comments.	N/A.
Provide the amount of any indirect costs.	The indirect costs associated with this service would include overhead for administration, licensing and auditing services, and information technology support. These indirect costs are located in all expenditure categories. All costs are funded with this fee and the other Fees and Self-Generated sources.
Any indirect costs funded with other MOF?	NO.
Objectives and indicators in the Operational Plan.	All objectives and indicators in the Operational Plan are funded in part by this fee.
Additional information or comments.	N/A.

Form 33839 — 440 - TC BR-6 SG UNDERSTIMATED TAX

Expenditures	Existing Operating Budget as of 10/01/2024			FY2025-2026 Total Request			FY2026-2027 Projected		
	Means of Financing	In-Kind Match	Cash Match	Means of Financing	In-Kind Match	Cash Match	Means of Financing	In-Kind Match	Cash Match
Salaries	2,057,041	—	—	2,349,062	—	—	2,349,062	—	—
Other Compensation	71,277	—	—	119,192	—	—	119,192	—	—
Related Benefits	1,337,106	—	—	1,532,542	—	—	1,532,542	—	—
TOTAL PERSONAL SERVICES	\$3,465,424	—	—	\$4,000,796	—	—	\$4,000,796	—	—
Travel	47,306	—	—	50,794	—	—	50,794	—	—
Operating Services	323,083	—	—	346,895	—	—	346,895	—	—
Supplies	15,110	—	—	16,223	—	—	16,223	—	—
TOTAL OPERATING EXPENSES	\$385,499	—	—	\$413,912	—	—	\$413,912	—	—
PROFESSIONAL SERVICES	\$236,549	—	—	\$229,867	—	—	\$229,867	—	—
Other Charges	37,530	—	—	57,020	—	—	57,020	—	—
Debt Service	—	—	—	—	—	—	—	—	—
Interagency Transfers	1,686,966	—	—	1,652,500	—	—	1,652,500	—	—
TOTAL OTHER CHARGES	\$1,724,496	—	—	\$1,709,520	—	—	\$1,709,520	—	—
Acquisitions	22,250	—	—	2,036	—	—	2,036	—	—
Major Repairs	—	—	—	—	—	—	—	—	—
TOTAL ACQ. & MAJOR REPAIRS	\$22,250	—	—	\$2,036	—	—	\$2,036	—	—
TOTAL EXPENDITURES	\$5,834,218	—	—	\$6,356,131	—	—	\$6,356,131	—	—

Form 33839 — 440 - TC BR-6 SG UNDERSTIMATED TAX

Question	Narrative Response
State the purpose, source and legal citation.	Revenue received from the Underestimated Tax Fee (UET) is used to support the entire program operations. Per R.S. 47:117, R.S. 47:118, the UET penalty is assessed when a taxpayer does not pay enough estimated tax for the year. The penalty is assessed at 12% annually on each underpayment for the number of days left unpaid. The UET is broken into four installment dates. 25% of the Estimated Tax Liability (ETL) is due at each installment date as seen below. For taxpayers filing as farmers or fishers, there is a single installment on 15-Jan, where 100% of the ETL is due. 15-Apr ñ 25% of ETL is due, 15-Jun ñ 50% of ETL is due, 15-Sep ñ 75% of ETL is due, 15-Jan ñ 100% of ETL is due. If the current year's tax liability is less than or equal to \$1000 (or \$2000 if filing jointly), no UET is assessed. The ETL will be 90% of the current year tax liability unless the prior year liability is less than 90% of the current year's liability. In this case, the ETL will be 100% of the prior year liability. If the prior year return is part-year, 90% of the current year liability will be used.
Agency discretion or Federal requirement?	The line item requests for expenditures reflect agency discretion.
Describe any budgetary peculiarities.	N/A.
Is the Total Request amount for multiple years?	NO.
Additional information or comments.	N/A.
Provide the amount of any indirect costs.	The indirect costs associated with this service would include overhead for administration, licensing and auditing services, and information technology support. These indirect costs are located in all expenditure categories. All costs are funded with this fee and the other Fees and Self-Generated sources.
Any indirect costs funded with other MOF?	NO.
Objectives and indicators in the Operational Plan.	All objectives and indicators in the Operational Plan are funded in part by this fee.
Additional information or comments.	N/A.

Form 33840 — 440 - TC BR-6 SG NON E FILING

Expenditures	Existing Operating Budget as of 10/01/2024			FY2025-2026 Total Request			FY2026-2027 Projected		
	Means of Financing	In-Kind Match	Cash Match	Means of Financing	In-Kind Match	Cash Match	Means of Financing	In-Kind Match	Cash Match
Salaries	32,088	—	—	36,644	—	—	36,644	—	—
Other Compensation	1,112	—	—	1,859	—	—	1,859	—	—
Related Benefits	20,858	—	—	23,906	—	—	23,906	—	—
TOTAL PERSONAL SERVICES	\$54,058	—	—	\$62,409	—	—	\$62,409	—	—
Travel	738	—	—	792	—	—	792	—	—
Operating Services	5,040	—	—	5,411	—	—	5,411	—	—
Supplies	236	—	—	253	—	—	253	—	—
TOTAL OPERATING EXPENSES	\$6,014	—	—	\$6,456	—	—	\$6,456	—	—
PROFESSIONAL SERVICES	\$3,690	—	—	\$3,586	—	—	\$3,586	—	—
Other Charges	585	—	—	889	—	—	889	—	—
Debt Service	—	—	—	—	—	—	—	—	—
Interagency Transfers	26,315	—	—	25,777	—	—	25,777	—	—
TOTAL OTHER CHARGES	\$26,900	—	—	\$26,666	—	—	\$26,666	—	—
Acquisitions	347	—	—	32	—	—	32	—	—
Major Repairs	—	—	—	—	—	—	—	—	—
TOTAL ACQ. & MAJOR REPAIRS	\$347	—	—	\$32	—	—	\$32	—	—
TOTAL EXPENDITURES	\$91,009	—	—	\$99,149	—	—	\$99,149	—	—

Form 33840 — 440 - TC BR-6 SG NON E FILING

Question	Narrative Response
State the purpose, source and legal citation.	Revenue received from the Non E Filing Fee is used to support the entire program operations. Per R.S. 47:1520(B), the Non-EFT filing penalty is charged on tax types mandated to file electronically. The penalty is \$100 or 5% of the tax owed, whichever is greater.
Agency discretion or Federal requirement?	The line item requests for expenditures reflect agency discretion.
Describe any budgetary peculiarities.	N/A.
Is the Total Request amount for multiple years?	NO.
Additional information or comments.	N/A.
Provide the amount of any indirect costs.	The indirect costs associated with this service would include overhead for administration, licensing and auditing services, and information technology support. These indirect costs are located in all expenditure categories. All costs are funded with this fee and the other Fees and Self-Generated sources.
Any indirect costs funded with other MOF?	NO.
Objectives and indicators in the Operational Plan.	All objectives and indicators in the Operational Plan are funded in part by this fee.
Additional information or comments.	N/A.

Form 33841 — 440 - TC BR-6 SG SEVERANCE

Expenditures	Existing Operating Budget as of 10/01/2024			FY2025-2026 Total Request			FY2026-2027 Projected		
	Means of Financing	In-Kind Match	Cash Match	Means of Financing	In-Kind Match	Cash Match	Means of Financing	In-Kind Match	Cash Match
Salaries	4,950	—	—	5,652	—	—	5,652	—	—
Other Compensation	172	—	—	287	—	—	287	—	—
Related Benefits	3,217	—	—	3,688	—	—	3,688	—	—
TOTAL PERSONAL SERVICES	\$8,339	—	—	\$9,627	—	—	\$9,627	—	—
Travel	114	—	—	122	—	—	122	—	—
Operating Services	777	—	—	835	—	—	835	—	—
Supplies	36	—	—	39	—	—	39	—	—
TOTAL OPERATING EXPENSES	\$927	—	—	\$996	—	—	\$996	—	—
PROFESSIONAL SERVICES	\$569	—	—	\$553	—	—	\$553	—	—
Other Charges	90	—	—	137	—	—	137	—	—
Debt Service	—	—	—	—	—	—	—	—	—
Interagency Transfers	4,059	—	—	3,976	—	—	3,976	—	—
TOTAL OTHER CHARGES	\$4,149	—	—	\$4,113	—	—	\$4,113	—	—
Acquisitions	54	—	—	5	—	—	5	—	—
Major Repairs	—	—	—	—	—	—	—	—	—
TOTAL ACQ. & MAJOR REPAIRS	\$54	—	—	\$5	—	—	\$5	—	—
TOTAL EXPENDITURES	\$14,038	—	—	\$15,294	—	—	\$15,294	—	—

Form 33841 — 440 - TC BR-6 SG SEVERANCE

Question	Narrative Response
State the purpose, source and legal citation.	Revenue received from the Severance Fee is used to support the entire program operations. Per R.S. 47:642(A), If any person, whether the person be a severer or purchaser, fails to make a report of the gross production and value of its natural products upon which the severance tax is herein levied within the time and in the manner prescribed, there shall be imposed upon that person a specific penalty of two hundred fifty dollars for each reporting period, in addition to any other penalties provided.
Agency discretion or Federal requirement?	The line item requests for expenditures reflect agency discretion.
Describe any budgetary peculiarities.	N/A.
Is the Total Request amount for multiple years?	NO.
Additional information or comments.	N/A.
Provide the amount of any indirect costs.	The indirect costs associated with this service would include overhead for administration, licensing and auditing services, and information technology support. These indirect costs are located in all expenditure categories. All costs are funded with this fee and the other Fees and Self-Generated sources.
Any indirect costs funded with other MOF?	NO.
Objectives and indicators in the Operational Plan.	All objectives and indicators in the Operational Plan are funded in part by this fee.
Additional information or comments.	N/A.

Form 33842 — 440 - TC BR-6 SG LIEN

Expenditures	Existing Operating Budget as of 10/01/2024			FY2025-2026 Total Request			FY2026-2027 Projected		
	Means of Financing	In-Kind Match	Cash Match	Means of Financing	In-Kind Match	Cash Match	Means of Financing	In-Kind Match	Cash Match
Salaries	22,874	—	—	26,120	—	—	26,120	—	—
Other Compensation	793	—	—	1,325	—	—	1,325	—	—
Related Benefits	14,869	—	—	17,042	—	—	17,042	—	—
TOTAL PERSONAL SERVICES	\$38,536	—	—	\$44,487	—	—	\$44,487	—	—
Travel	526	—	—	565	—	—	565	—	—
Operating Services	3,593	—	—	3,857	—	—	3,857	—	—
Supplies	168	—	—	180	—	—	180	—	—
TOTAL OPERATING EXPENSES	\$4,287	—	—	\$4,602	—	—	\$4,602	—	—
PROFESSIONAL SERVICES	\$2,630	—	—	\$2,556	—	—	\$2,556	—	—
Other Charges	417	—	—	634	—	—	634	—	—
Debt Service	—	—	—	—	—	—	—	—	—
Interagency Transfers	18,759	—	—	18,376	—	—	18,376	—	—
TOTAL OTHER CHARGES	\$19,176	—	—	\$19,010	—	—	\$19,010	—	—
Acquisitions	247	—	—	23	—	—	23	—	—
Major Repairs	—	—	—	—	—	—	—	—	—
TOTAL ACQ. & MAJOR REPAIRS	\$247	—	—	\$23	—	—	\$23	—	—
TOTAL EXPENDITURES	\$64,876	—	—	\$70,678	—	—	\$70,678	—	—

Form 33842 — 440 - TC BR-6 SG LIEN

Question	Narrative Response
State the purpose, source and legal citation.	Revenue received from the Lien Fee is used to support the entire program operations. Per R.S. 47:1577, except as is specifically provided in the laws regulating building and loan associations, any tax, penalty, interest, or attorney fee due under the provisions of this Subtitle, shall operate as a lien, privilege, and mortgage on all of the property, rights to property, or after-acquired property of the tax debtor, both movable and immovable, which said lien, privilege, and mortgage shall be enforceable in any court of competent jurisdiction in an action, at law, or may be enforced as otherwise provided by this Subtitle. The lien, privilege, and mortgage shall arise at the time the tax is assessed or at the time a return thereof is filed, whichever occurs first. The lien, privilege, and mortgage created herein shall continue upon all property, rights to property, or after-acquired property, both movable and immovable, belonging to the tax debtor until the liability for the amount assessed or a judgment against the tax debtor arising out of such liability is satisfied or becomes unenforceable by reason of lapse of time.
Agency discretion or Federal requirement?	The line item requests for expenditures reflect agency discretion.
Describe any budgetary peculiarities.	N/A.
Is the Total Request amount for multiple years?	NO.
Additional information or comments.	N/A.
Provide the amount of any indirect costs.	The indirect costs associated with this service would include overhead for administration, licensing and auditing services, and information technology support. These indirect costs are located in all expenditure categories. All costs are funded with this fee and the other Fees and Self-Generated sources.
Any indirect costs funded with other MOF?	NO.
Objectives and indicators in the Operational Plan.	All objectives and indicators in the Operational Plan are funded in part by this fee.
Additional information or comments.	N/A.

Form 33843 — 440 - TC BR-6 SG NSF

Expenditures	Existing Operating Budget as of 10/01/2024			FY2025-2026 Total Request			FY2026-2027 Projected		
	Means of Financing	In-Kind Match	Cash Match	Means of Financing	In-Kind Match	Cash Match	Means of Financing	In-Kind Match	Cash Match
Salaries	45,546	—	—	52,014	—	—	52,014	—	—
Other Compensation	1,576	—	—	2,638	—	—	2,638	—	—
Related Benefits	29,605	—	—	33,932	—	—	33,932	—	—
TOTAL PERSONAL SERVICES	\$76,727	—	—	\$88,584	—	—	\$88,584	—	—
Travel	1,048	—	—	1,124	—	—	1,124	—	—
Operating Services	7,153	—	—	7,679	—	—	7,679	—	—
Supplies	332	—	—	363	—	—	363	—	—
TOTAL OPERATING EXPENSES	\$8,533	—	—	\$9,166	—	—	\$9,166	—	—
PROFESSIONAL SERVICES	\$5,238	—	—	\$5,089	—	—	\$5,089	—	—
Other Charges	834	—	—	1,262	—	—	1,262	—	—
Debt Service	—	—	—	—	—	—	—	—	—
Interagency Transfers	37,353	—	—	36,592	—	—	36,592	—	—
TOTAL OTHER CHARGES	\$38,187	—	—	\$37,854	—	—	\$37,854	—	—
Acquisitions	493	—	—	44	—	—	44	—	—
Major Repairs	—	—	—	—	—	—	—	—	—
TOTAL ACQ. & MAJOR REPAIRS	\$493	—	—	\$44	—	—	\$44	—	—
TOTAL EXPENDITURES	\$129,178	—	—	\$140,737	—	—	\$140,737	—	—

Form 33843 — 440 - TC BR-6 SG NSF

Question	Narrative Response
State the purpose, source and legal citation.	Revenue received from the NSF Fee is used to support the entire program operations. Per R.S. 47:1604.02, the penalty that is charged for a returned check or a rejected bank debit. The amount is currently \$20.
Agency discretion or Federal requirement?	The line item requests for expenditures reflect agency discretion.
Describe any budgetary peculiarities.	N/A.
Is the Total Request amount for multiple years?	NO.
Additional information or comments.	N/A.
Provide the amount of any indirect costs.	The indirect costs associated with this service would include overhead for administration, licensing and auditing services, and information technology support. These indirect costs are located in all expenditure categories. All costs are funded with this fee and the other Fees and Self-Generated sources.
Any indirect costs funded with other MOF?	NO.
Objectives and indicators in the Operational Plan.	All objectives and indicators in the Operational Plan are funded in part by this fee.
Additional information or comments.	N/A.

Form 33844 — 440 - TC BR-6 SG WARRANT

Expenditures	Existing Operating Budget as of 10/01/2024			FY2025-2026 Total Request			FY2026-2027 Projected		
	Means of Financing	In-Kind Match	Cash Match	Means of Financing	In-Kind Match	Cash Match	Means of Financing	In-Kind Match	Cash Match
Salaries	180,913	—	—	206,595	—	—	206,595	—	—
Other Compensation	6,269	—	—	10,483	—	—	10,483	—	—
Related Benefits	117,596	—	—	134,784	—	—	134,784	—	—
TOTAL PERSONAL SERVICES	\$304,778	—	—	\$351,862	—	—	\$351,862	—	—
Travel	4,160	—	—	4,467	—	—	4,467	—	—
Operating Services	28,415	—	—	30,509	—	—	30,509	—	—
Supplies	1,329	—	—	1,427	—	—	1,427	—	—
TOTAL OPERATING EXPENSES	\$33,904	—	—	\$36,403	—	—	\$36,403	—	—
PROFESSIONAL SERVICES	\$20,804	—	—	\$20,216	—	—	\$20,216	—	—
Other Charges	3,301	—	—	5,015	—	—	5,015	—	—
Debt Service	—	—	—	—	—	—	—	—	—
Interagency Transfers	148,365	—	—	145,334	—	—	145,334	—	—
TOTAL OTHER CHARGES	\$151,666	—	—	\$150,349	—	—	\$150,349	—	—
Acquisitions	1,957	—	—	179	—	—	179	—	—
Major Repairs	—	—	—	—	—	—	—	—	—
TOTAL ACQ. & MAJOR REPAIRS	\$1,957	—	—	\$179	—	—	\$179	—	—
TOTAL EXPENDITURES	\$513,109	—	—	\$559,009	—	—	\$559,009	—	—

Form 33844 — 440 - TC BR-6 SG WARRANT

Question	Narrative Response
State the purpose, source and legal citation.	Revenue received from the Warrant Fee is used to support the entire program operations. Per R.S. 47:1605, a \$10 penalty is charged when a taxpayer is sent to the Treasury Offset Program (TOP).
Agency discretion or Federal requirement?	The line item requests for expenditures reflect agency discretion.
Describe any budgetary peculiarities.	N/A.
Is the Total Request amount for multiple years?	NO.
Additional information or comments.	N/A.
Provide the amount of any indirect costs.	The indirect costs associated with this service would include overhead for administration, licensing and auditing services, and information technology support. These indirect costs are located in all expenditure categories. All costs are funded with this fee and the other Fees and Self-Generated sources.
Any indirect costs funded with other MOF?	NO.
Objectives and indicators in the Operational Plan.	All objectives and indicators in the Operational Plan are funded in part by this fee.
Additional information or comments.	N/A.

Form 33845 — 440 - TC BR-6 SG NEW ORLEANS EXHIBITION HALL

Expenditures	Existing Operating Budget as of 10/01/2024			FY2025-2026 Total Request			FY2026-2027 Projected		
	Means of Financing	In-Kind Match	Cash Match	Means of Financing	In-Kind Match	Cash Match	Means of Financing	In-Kind Match	Cash Match
Salaries	27,953	—	—	31,922	—	—	31,922	—	—
Other Compensation	969	—	—	1,620	—	—	1,620	—	—
Related Benefits	18,170	—	—	20,826	—	—	20,826	—	—
TOTAL PERSONAL SERVICES	\$47,092	—	—	\$54,368	—	—	\$54,368	—	—
Travel	643	—	—	690	—	—	690	—	—
Operating Services	4,390	—	—	4,714	—	—	4,714	—	—
Supplies	205	—	—	220	—	—	220	—	—
TOTAL OPERATING EXPENSES	\$5,238	—	—	\$5,624	—	—	\$5,624	—	—
PROFESSIONAL SERVICES	\$3,215	—	—	\$3,124	—	—	\$3,124	—	—
Other Charges	510	—	—	775	—	—	775	—	—
Debt Service	—	—	—	—	—	—	—	—	—
Interagency Transfers	22,924	—	—	22,456	—	—	22,456	—	—
TOTAL OTHER CHARGES	\$23,434	—	—	\$23,231	—	—	\$23,231	—	—
Acquisitions	302	—	—	28	—	—	28	—	—
Major Repairs	—	—	—	—	—	—	—	—	—
TOTAL ACQ. & MAJOR REPAIRS	\$302	—	—	\$28	—	—	\$28	—	—
TOTAL EXPENDITURES	\$79,281	—	—	\$86,375	—	—	\$86,375	—	—

Form 33845 — 440 - TC BR-6 SG NEW ORLEANS EXHIBITION HALL

Question	Narrative Response
State the purpose, source and legal citation.	Revenue received from the New Orleans Exhibition Hall Fee is used to support the entire program operations. Per R.S. 47:322.38(A)(1), a tax upon the sale at retail, the use, the consumption, the distribution, and the storage for use or consumption in this state of each item or article of tangible personal property. The rate of one percent of the cost price of each item or article of tangible personal property.
Agency discretion or Federal requirement?	The line item requests for expenditures reflect agency discretion.
Describe any budgetary peculiarities.	N/A.
Is the Total Request amount for multiple years?	NO.
Additional information or comments.	N/A.
Provide the amount of any indirect costs.	The indirect costs associated with this service would include overhead for administration, licensing and auditing services, and information technology support. These indirect costs are located in all expenditure categories. All costs are funded with this fee and the other Fees and Self-Generated sources.
Any indirect costs funded with other MOF?	NO.
Objectives and indicators in the Operational Plan.	All objectives and indicators in the Operational Plan are funded in part by this fee.
Additional information or comments.	N/A.

Form 33846 — 440 - TC BR-6 SG DONATIONS

Expenditures	Existing Operating Budget as of 10/01/2024			FY2025-2026 Total Request			FY2026-2027 Projected		
	Means of Financing	In-Kind Match	Cash Match	Means of Financing	In-Kind Match	Cash Match	Means of Financing	In-Kind Match	Cash Match
Salaries	5,470	—	—	6,246	—	—	6,246	—	—
Other Compensation	190	—	—	317	—	—	317	—	—
Related Benefits	3,556	—	—	4,076	—	—	4,076	—	—
TOTAL PERSONAL SERVICES	\$9,216	—	—	\$10,639	—	—	\$10,639	—	—
Travel	126	—	—	135	—	—	135	—	—
Operating Services	859	—	—	923	—	—	923	—	—
Supplies	40	—	—	43	—	—	43	—	—
TOTAL OPERATING EXPENSES	\$1,025	—	—	\$1,101	—	—	\$1,101	—	—
PROFESSIONAL SERVICES	\$629	—	—	\$611	—	—	\$611	—	—
Other Charges	100	—	—	152	—	—	152	—	—
Debt Service	—	—	—	—	—	—	—	—	—
Interagency Transfers	4,486	—	—	4,395	—	—	4,395	—	—
TOTAL OTHER CHARGES	\$4,586	—	—	\$4,547	—	—	\$4,547	—	—
Acquisitions	59	—	—	5	—	—	5	—	—
Major Repairs	—	—	—	—	—	—	—	—	—
TOTAL ACQ. & MAJOR REPAIRS	\$59	—	—	\$5	—	—	\$5	—	—
TOTAL EXPENDITURES	\$15,515	—	—	\$16,903	—	—	\$16,903	—	—

Form 33846 — 440 - TC BR-6 SG DONATIONS

Question	Narrative Response
State the purpose, source and legal citation.	Revenue received from the Donations are used to support the entire program operations. Per R.S. 120:37, the designation to donate all or any portion of the total amount of tax refund shall be made at the time of the filing of the current year tax return and shall be made on the income tax return form as prescribed.
Agency discretion or Federal requirement?	The line item requests for expenditures reflect agency discretion.
Describe any budgetary peculiarities.	N/A.
Is the Total Request amount for multiple years?	NO.
Additional information or comments.	N/A.
Provide the amount of any indirect costs.	The indirect costs associated with this service would include overhead for administration, licensing and auditing services, and information technology support. These indirect costs are located in all expenditure categories. All costs are funded with this fee and the other Fees and Self-Generated sources.
Any indirect costs funded with other MOF?	NO.
Objectives and indicators in the Operational Plan.	All objectives and indicators in the Operational Plan are funded in part by this fee.
Additional information or comments.	N/A.

Form 33847 — 440 - TC BR-6 SG IFTA DECAL

Expenditures	Existing Operating Budget as of 10/01/2024			FY2025-2026 Total Request			FY2026-2027 Projected		
	Means of Financing	In-Kind Match	Cash Match	Means of Financing	In-Kind Match	Cash Match	Means of Financing	In-Kind Match	Cash Match
Salaries	4,682	—	—	5,346	—	—	5,346	—	—
Other Compensation	162	—	—	271	—	—	271	—	—
Related Benefits	3,043	—	—	3,488	—	—	3,488	—	—
TOTAL PERSONAL SERVICES	\$7,887	—	—	\$9,105	—	—	\$9,105	—	—
Travel	108	—	—	116	—	—	116	—	—
Operating Services	735	—	—	790	—	—	790	—	—
Supplies	34	—	—	37	—	—	37	—	—
TOTAL OPERATING EXPENSES	\$877	—	—	\$943	—	—	\$943	—	—
PROFESSIONAL SERVICES	\$538	—	—	\$523	—	—	\$523	—	—
Other Charges	85	—	—	130	—	—	130	—	—
Debt Service	—	—	—	—	—	—	—	—	—
Interagency Transfers	3,840	—	—	3,761	—	—	3,761	—	—
TOTAL OTHER CHARGES	\$3,925	—	—	\$3,891	—	—	\$3,891	—	—
Acquisitions	51	—	—	5	—	—	5	—	—
Major Repairs	—	—	—	—	—	—	—	—	—
TOTAL ACQ. & MAJOR REPAIRS	\$51	—	—	\$5	—	—	\$5	—	—
TOTAL EXPENDITURES	\$13,278	—	—	\$14,467	—	—	\$14,467	—	—

Form 33847 — 440 - TC BR-6 SG IFTA DECAL

Question	Narrative Response
State the purpose, source and legal citation.	Revenue received from the IFTA Decal Fees is used to support the entire program operations. Per R.S. 47:803.1, the secretary may enter into the International Fuel Tax Agreement or other cooperative compacts or agreements with another state or other states or provinces to permit base state or base jurisdiction licensing of persons importing motor fuel or diesel fuel into this state and liable for the tax levied.
Agency discretion or Federal requirement?	The line item requests for expenditures reflect agency discretion.
Describe any budgetary peculiarities.	N/A.
Is the Total Request amount for multiple years?	NO.
Additional information or comments.	N/A.
Provide the amount of any indirect costs.	The indirect costs associated with this service would include overhead for administration, licensing and auditing services, and information technology support. These indirect costs are located in all expenditure categories. All costs are funded with this fee and the other Fees and Self-Generated sources.
Any indirect costs funded with other MOF?	NO.
Objectives and indicators in the Operational Plan.	All objectives and indicators in the Operational Plan are funded in part by this fee.
Additional information or comments.	N/A.

Form 33848 — 440 - TC BR-6 SG IFTA APPLICATION

Expenditures	Existing Operating Budget as of 10/01/2024			FY2025-2026 Total Request			FY2026-2027 Projected		
	Means of Financing	In-Kind Match	Cash Match	Means of Financing	In-Kind Match	Cash Match	Means of Financing	In-Kind Match	Cash Match
Salaries	745	—	—	851	—	—	851	—	—
Other Compensation	26	—	—	43	—	—	43	—	—
Related Benefits	484	—	—	555	—	—	555	—	—
TOTAL PERSONAL SERVICES	\$1,255	—	—	\$1,449	—	—	\$1,449	—	—
Travel	17	—	—	18	—	—	18	—	—
Operating Services	117	—	—	126	—	—	126	—	—
Supplies	5	—	—	6	—	—	6	—	—
TOTAL OPERATING EXPENSES	\$139	—	—	\$150	—	—	\$150	—	—
PROFESSIONAL SERVICES	\$86	—	—	\$83	—	—	\$83	—	—
Other Charges	14	—	—	21	—	—	21	—	—
Debt Service	—	—	—	—	—	—	—	—	—
Interagency Transfers	611	—	—	598	—	—	598	—	—
TOTAL OTHER CHARGES	\$625	—	—	\$619	—	—	\$619	—	—
Acquisitions	8	—	—	1	—	—	1	—	—
Major Repairs	—	—	—	—	—	—	—	—	—
TOTAL ACQ. & MAJOR REPAIRS	\$8	—	—	\$1	—	—	\$1	—	—
TOTAL EXPENDITURES	\$2,113	—	—	\$2,302	—	—	\$2,302	—	—

Form 33848 — 440 - TC BR-6 SG IFTA APPLICATION

Question	Narrative Response
State the purpose, source and legal citation.	Revenue received from the IFTA Decal Application is used to support the entire program operations. Per R.S. 47:803.1, the secretary may enter into the International Fuel Tax Agreement or other cooperative compacts or agreements with another state or other states or provinces to permit base state or base jurisdiction licensing of persons importing motor fuel or diesel fuel into this state and liable for the tax levied.
Agency discretion or Federal requirement?	The line item requests for expenditures reflect agency discretion.
Describe any budgetary peculiarities.	N/A.
Is the Total Request amount for multiple years?	NO.
Additional information or comments.	N/A.
Provide the amount of any indirect costs.	The indirect costs associated with this service would include overhead for administration, licensing and auditing services, and information technology support. These indirect costs are located in all expenditure categories. All costs are funded with this fee and the other Fees and Self-Generated sources.
Any indirect costs funded with other MOF?	NO.
Objectives and indicators in the Operational Plan.	All objectives and indicators in the Operational Plan are funded in part by this fee.
Additional information or comments.	N/A.

Form 33849 — 440 - TC BR-6 SG CONVENTION SERVICES, TOUR TAX

Expenditures	Existing Operating Budget as of 10/01/2024			FY2025-2026 Total Request			FY2026-2027 Projected		
	Means of Financing	In-Kind Match	Cash Match	Means of Financing	In-Kind Match	Cash Match	Means of Financing	In-Kind Match	Cash Match
Salaries	9,753	—	—	11,138	—	—	11,138	—	—
Other Compensation	338	—	—	565	—	—	565	—	—
Related Benefits	6,340	—	—	7,266	—	—	7,266	—	—
TOTAL PERSONAL SERVICES	\$16,431	—	—	\$18,969	—	—	\$18,969	—	—
Travel	224	—	—	241	—	—	241	—	—
Operating Services	1,532	—	—	1,645	—	—	1,645	—	—
Supplies	72	—	—	77	—	—	77	—	—
TOTAL OPERATING EXPENSES	\$1,828	—	—	\$1,963	—	—	\$1,963	—	—
PROFESSIONAL SERVICES	\$1,122	—	—	\$1,090	—	—	\$1,090	—	—
Other Charges	178	—	—	270	—	—	270	—	—
Debt Service	—	—	—	—	—	—	—	—	—
Interagency Transfers	7,999	—	—	7,835	—	—	7,835	—	—
TOTAL OTHER CHARGES	\$8,177	—	—	\$8,105	—	—	\$8,105	—	—
Acquisitions	105	—	—	10	—	—	10	—	—
Major Repairs	—	—	—	—	—	—	—	—	—
TOTAL ACQ. & MAJOR REPAIRS	\$105	—	—	\$10	—	—	\$10	—	—
TOTAL EXPENDITURES	\$27,663	—	—	\$30,137	—	—	\$30,137	—	—

Form 33849 — 440 - TC BR-6 SG CONVENTION SERVICES, TOUR TAX

Question	Narrative Response
State the purpose, source and legal citation.	The fees and self-generated revenues are provided for by Act 4 of the 2024 Regular Session payable out of the state general fund for additional operating expenses.
Agency discretion or Federal requirement?	The line item requests for expenditures reflect agency discretion.
Describe any budgetary peculiarities.	N/A.
Is the Total Request amount for multiple years?	NO.
Additional information or comments.	N/A.
Provide the amount of any indirect costs.	The indirect costs associated with this service would include overhead for administration, licensing and auditing services, and information technology support. These indirect costs are located in all expenditure categories. All costs are funded with this fee and the other Fees and Self-Generated sources.
Any indirect costs funded with other MOF?	NO.
Objectives and indicators in the Operational Plan.	All objectives and indicators in the Operational Plan are funded in part by this fee.
Additional information or comments.	N/A.

Form 33850 — 440 - TC BR-6 SG GARNISHMENTS

Expenditures	Existing Operating Budget as of 10/01/2024			FY2025-2026 Total Request			FY2026-2027 Projected		
	Means of Financing	In-Kind Match	Cash Match	Means of Financing	In-Kind Match	Cash Match	Means of Financing	In-Kind Match	Cash Match
Salaries	202,924	—	—	231,731	—	—	231,731	—	—
Other Compensation	7,031	—	—	11,758	—	—	11,758	—	—
Related Benefits	131,903	—	—	151,183	—	—	151,183	—	—
TOTAL PERSONAL SERVICES	\$341,858	—	—	\$394,672	—	—	\$394,672	—	—
Travel	4,667	—	—	5,011	—	—	5,011	—	—
Operating Services	31,872	—	—	34,221	—	—	34,221	—	—
Supplies	1,491	—	—	1,600	—	—	1,600	—	—
TOTAL OPERATING EXPENSES	\$38,030	—	—	\$40,832	—	—	\$40,832	—	—
PROFESSIONAL SERVICES	\$23,335	—	—	\$22,676	—	—	\$22,676	—	—
Other Charges	3,702	—	—	5,625	—	—	5,625	—	—
Debt Service	—	—	—	—	—	—	—	—	—
Interagency Transfers	166,416	—	—	163,016	—	—	163,016	—	—
TOTAL OTHER CHARGES	\$170,118	—	—	\$168,641	—	—	\$168,641	—	—
Acquisitions	2,195	—	—	201	—	—	201	—	—
Major Repairs	—	—	—	—	—	—	—	—	—
TOTAL ACQ. & MAJOR REPAIRS	\$2,195	—	—	\$201	—	—	\$201	—	—
TOTAL EXPENDITURES	\$575,536	—	—	\$627,022	—	—	\$627,022	—	—

Form 33850 — 440 - TC BR-6 SG GARNISHMENTS

Question	Narrative Response
State the purpose, source and legal citation.	Revenue received from the Garnishments are used to support the entire program operations. Per R.S. 47:1569, any such person failing or refusing to surrender any such property or rights shall be liable to the state in a sum equal to the value of the property or rights not so surrendered, but not exceeding the amount of the taxes, penalties, and interest and other costs and charges which are due.
Agency discretion or Federal requirement?	The line item requests for expenditures reflect agency discretion.
Describe any budgetary peculiarities.	N/A.
Is the Total Request amount for multiple years?	NO.
Additional information or comments.	N/A.
Provide the amount of any indirect costs.	The indirect costs associated with this service would include overhead for administration, licensing and auditing services, and information technology support. These indirect costs are located in all expenditure categories. All costs are funded with this fee and the other Fees and Self-Generated sources.
Any indirect costs funded with other MOF?	NO.
Objectives and indicators in the Operational Plan.	All objectives and indicators in the Operational Plan are funded in part by this fee.
Additional information or comments.	N/A.

Form 33851 — 440 - TC BR-6 SG PREPAID CELL PHONES

Expenditures	Existing Operating Budget as of 10/01/2024			FY2025-2026 Total Request			FY2026-2027 Projected		
	Means of Financing	In-Kind Match	Cash Match	Means of Financing	In-Kind Match	Cash Match	Means of Financing	In-Kind Match	Cash Match
Salaries	22,128	—	—	25,268	—	—	25,268	—	—
Other Compensation	767	—	—	1,282	—	—	1,282	—	—
Related Benefits	14,383	—	—	16,486	—	—	16,486	—	—
TOTAL PERSONAL SERVICES	\$37,278	—	—	\$43,036	—	—	\$43,036	—	—
Travel	509	—	—	546	—	—	546	—	—
Operating Services	3,475	—	—	3,732	—	—	3,732	—	—
Supplies	163	—	—	175	—	—	175	—	—
TOTAL OPERATING EXPENSES	\$4,147	—	—	\$4,453	—	—	\$4,453	—	—
PROFESSIONAL SERVICES	\$2,545	—	—	\$2,473	—	—	\$2,473	—	—
Other Charges	404	—	—	613	—	—	613	—	—
Debt Service	—	—	—	—	—	—	—	—	—
Interagency Transfers	18,147	—	—	17,776	—	—	17,776	—	—
TOTAL OTHER CHARGES	\$18,551	—	—	\$18,389	—	—	\$18,389	—	—
Acquisitions	239	—	—	22	—	—	22	—	—
Major Repairs	—	—	—	—	—	—	—	—	—
TOTAL ACQ. & MAJOR REPAIRS	\$239	—	—	\$22	—	—	\$22	—	—
TOTAL EXPENDITURES	\$62,760	—	—	\$68,373	—	—	\$68,373	—	—

Form 33851 — 440 - TC BR-6 SG PREPAID CELL PHONES

Question	Narrative Response
State the purpose, source and legal citation.	Revenue received from the Prepaid Cell Phones Use Fee is used to support the entire program operations. Per R.S. 33:9109.02, to ensure equitable contributions to the funding of 911 systems from consumers of prepaid services, the collection and payment obligation of charges to support 911 should be imposed upon the consumer's retail purchase of the prepaid service and should be in the form of a single, statewide charge that is collected once at the time of purchase directly from the consumer, remitted to the state, and distributed to communications districts. All revenues collected from the assessment of 911 surcharge fees in a parish wide communications district, as provided in this Chapter, shall be used for the express purpose of providing 911 emergency response communications services and operations.
Agency discretion or Federal requirement?	The line item requests for expenditures reflect agency discretion.
Describe any budgetary peculiarities.	N/A.
Is the Total Request amount for multiple years?	NO.
Additional information or comments.	N/A.
Provide the amount of any indirect costs.	The indirect costs associated with this service would include overhead for administration, licensing and auditing services, and information technology support. These indirect costs are located in all expenditure categories. All costs are funded with this fee and the other fees and self-generated sources.
Any indirect costs funded with other MOF?	NO.
Objectives and indicators in the Operational Plan.	All objectives and indicators in the Operational Plan are funded in part by this fee.
Additional information or comments.	N/A.

Form 33852 — 440 - TC BR-6 SG COOPERATIVE ENDEAVORS

Expenditures	Existing Operating Budget as of 10/01/2024			FY2025-2026 Total Request			FY2026-2027 Projected		
	Means of Financing	In-Kind Match	Cash Match	Means of Financing	In-Kind Match	Cash Match	Means of Financing	In-Kind Match	Cash Match
Salaries	1,203	—	—	1,375	—	—	1,375	—	—
Other Compensation	42	—	—	70	—	—	70	—	—
Related Benefits	782	—	—	896	—	—	896	—	—
TOTAL PERSONAL SERVICES	\$2,027	—	—	\$2,341	—	—	\$2,341	—	—
Travel	28	—	—	30	—	—	30	—	—
Operating Services	189	—	—	203	—	—	203	—	—
Supplies	9	—	—	9	—	—	9	—	—
TOTAL OPERATING EXPENSES	\$226	—	—	\$242	—	—	\$242	—	—
PROFESSIONAL SERVICES	\$138	—	—	\$134	—	—	\$134	—	—
Other Charges	22	—	—	33	—	—	33	—	—
Debt Service	—	—	—	—	—	—	—	—	—
Interagency Transfers	987	—	—	966	—	—	966	—	—
TOTAL OTHER CHARGES	\$1,009	—	—	\$999	—	—	\$999	—	—
Acquisitions	13	—	—	1	—	—	1	—	—
Major Repairs	—	—	—	—	—	—	—	—	—
TOTAL ACQ. & MAJOR REPAIRS	\$13	—	—	\$1	—	—	\$1	—	—
TOTAL EXPENDITURES	\$3,413	—	—	\$3,717	—	—	\$3,717	—	—

Form 33852 — 440 - TC BR-6 SG COOPERATIVE ENDEAVORS

Question	Narrative Response
State the purpose, source and legal citation.	The fees and self-generated revenues are provided for by Act 4 of the 2024 Regular Session payable out of the state general fund for additional operating expenses.
Agency discretion or Federal requirement?	The line item requests for expenditures reflect agency discretion.
Describe any budgetary peculiarities.	N/A.
Is the Total Request amount for multiple years?	NO.
Additional information or comments.	N/A.
Provide the amount of any indirect costs.	The indirect costs associated with this service would include overhead for administration, licensing and auditing services, and information technology support. These indirect costs are located in all expenditure categories. All costs are funded with this fee and the other fees and self-generated sources.
Any indirect costs funded with other MOF?	NO.
Objectives and indicators in the Operational Plan.	All objectives and indicators in the Operational Plan are funded in part by this fee.
Additional information or comments.	N/A.

Form 33853 — 440 - TC BR-6 SG TRANSFERABLE CREDITS

Expenditures	Existing Operating Budget as of 10/01/2024			FY2025-2026 Total Request			FY2026-2027 Projected		
	Means of Financing	In-Kind Match	Cash Match	Means of Financing	In-Kind Match	Cash Match	Means of Financing	In-Kind Match	Cash Match
Salaries	22,378	—	—	25,554	—	—	25,554	—	—
Other Compensation	775	—	—	1,297	—	—	1,297	—	—
Related Benefits	14,546	—	—	16,672	—	—	16,672	—	—
TOTAL PERSONAL SERVICES	\$37,699	—	—	\$43,523	—	—	\$43,523	—	—
Travel	515	—	—	553	—	—	553	—	—
Operating Services	3,515	—	—	3,774	—	—	3,774	—	—
Supplies	164	—	—	176	—	—	176	—	—
TOTAL OPERATING EXPENSES	\$4,194	—	—	\$4,503	—	—	\$4,503	—	—
PROFESSIONAL SERVICES	\$2,573	—	—	\$2,501	—	—	\$2,501	—	—
Other Charges	408	—	—	620	—	—	620	—	—
Debt Service	—	—	—	—	—	—	—	—	—
Interagency Transfers	18,352	—	—	17,977	—	—	17,977	—	—
TOTAL OTHER CHARGES	\$18,760	—	—	\$18,597	—	—	\$18,597	—	—
Acquisitions	242	—	—	22	—	—	22	—	—
Major Repairs	—	—	—	—	—	—	—	—	—
TOTAL ACQ. & MAJOR REPAIRS	\$242	—	—	\$22	—	—	\$22	—	—
TOTAL EXPENDITURES	\$63,468	—	—	\$69,146	—	—	\$69,146	—	—

Form 33853 — 440 - TC BR-6 SG TRANSFERABLE CREDITS

Question	Narrative Response
State the purpose, source and legal citation.	The fees and self-generated revenues are provided for by Act 4 of the 2024 Regular Session payable out of the state general fund for additional operating expenses.
Agency discretion or Federal requirement?	The line item requests for expenditures reflect agency discretion.
Describe any budgetary peculiarities.	N/A.
Is the Total Request amount for multiple years?	NO.
Additional information or comments.	N/A.
Provide the amount of any indirect costs.	The indirect costs associated with this service would include overhead for administration, licensing and auditing services, and information technology support. These indirect costs are located in all expenditure categories. All costs are funded with this fee and the other fees and self-generated sources.
Any indirect costs funded with other MOF?	NO.
Objectives and indicators in the Operational Plan.	All objectives and indicators in the Operational Plan are funded in part by this fee.
Additional information or comments.	N/A.

Form 33854 — 440 - TC BR-6 SG RESEARCH CERTIFIED FEES

Expenditures	Existing Operating Budget as of 10/01/2024			FY2025-2026 Total Request			FY2026-2027 Projected		
	Means of Financing	In-Kind Match	Cash Match	Means of Financing	In-Kind Match	Cash Match	Means of Financing	In-Kind Match	Cash Match
Salaries	1,111	—	—	1,270	—	—	1,270	—	—
Other Compensation	38	—	—	64	—	—	64	—	—
Related Benefits	722	—	—	827	—	—	827	—	—
TOTAL PERSONAL SERVICES	\$1,871	—	—	\$2,161	—	—	\$2,161	—	—
Travel	26	—	—	27	—	—	27	—	—
Operating Services	174	—	—	187	—	—	187	—	—
Supplies	8	—	—	9	—	—	9	—	—
TOTAL OPERATING EXPENSES	\$208	—	—	\$223	—	—	\$223	—	—
PROFESSIONAL SERVICES	\$128	—	—	\$124	—	—	\$124	—	—
Other Charges	20	—	—	31	—	—	31	—	—
Debt Service	—	—	—	—	—	—	—	—	—
Interagency Transfers	911	—	—	892	—	—	892	—	—
TOTAL OTHER CHARGES	\$931	—	—	\$923	—	—	\$923	—	—
Acquisitions	12	—	—	1	—	—	1	—	—
Major Repairs	—	—	—	—	—	—	—	—	—
TOTAL ACQ. & MAJOR REPAIRS	\$12	—	—	\$1	—	—	\$1	—	—
TOTAL EXPENDITURES	\$3,150	—	—	\$3,432	—	—	\$3,432	—	—

Form 33854 — 440 - TC BR-6 SG RESEARCH CERTIFIED FEES

Question	Narrative Response
State the purpose, source and legal citation.	Revenue received from the Research Certified Fee is used to support the entire program operations. Per R.S. 47:1507(B), For a certified copy of a return or other document, the search fee for each year or tax period requested shall not exceed twenty-five dollars.
Agency discretion or Federal requirement?	The line item requests for expenditures reflect agency discretion.
Describe any budgetary peculiarities.	N/A.
Is the Total Request amount for multiple years?	NO.
Additional information or comments.	N/A.
Provide the amount of any indirect costs.	The indirect costs associated with this service would include overhead for administration, licensing and auditing services, and information technology support. These indirect costs are located in all expenditure categories. All costs are funded with this fee and the other fees and self-generated sources.
Any indirect costs funded with other MOF?	NO.
Objectives and indicators in the Operational Plan.	All objectives and indicators in the Operational Plan are funded in part by this fee.
Additional information or comments.	N/A.

Form 33855 — 440 - TC BR-6 SG RESEARCH STANDARD FEES

Expenditures	Existing Operating Budget as of 10/01/2024			FY2025-2026 Total Request			FY2026-2027 Projected		
	Means of Financing	In-Kind Match	Cash Match	Means of Financing	In-Kind Match	Cash Match	Means of Financing	In-Kind Match	Cash Match
Salaries	7,192	—	—	8,212	—	—	8,212	—	—
Other Compensation	249	—	—	417	—	—	417	—	—
Related Benefits	4,675	—	—	5,358	—	—	5,358	—	—
TOTAL PERSONAL SERVICES	\$12,116	—	—	\$13,987	—	—	\$13,987	—	—
Travel	165	—	—	178	—	—	178	—	—
Operating Services	1,130	—	—	1,213	—	—	1,213	—	—
Supplies	53	—	—	57	—	—	57	—	—
TOTAL OPERATING EXPENSES	\$1,348	—	—	\$1,448	—	—	\$1,448	—	—
PROFESSIONAL SERVICES	\$827	—	—	\$804	—	—	\$804	—	—
Other Charges	131	—	—	199	—	—	199	—	—
Debt Service	—	—	—	—	—	—	—	—	—
Interagency Transfers	5,898	—	—	5,778	—	—	5,778	—	—
TOTAL OTHER CHARGES	\$6,029	—	—	\$5,977	—	—	\$5,977	—	—
Acquisitions	78	—	—	7	—	—	7	—	—
Major Repairs	—	—	—	—	—	—	—	—	—
TOTAL ACQ. & MAJOR REPAIRS	\$78	—	—	\$7	—	—	\$7	—	—
TOTAL EXPENDITURES	\$20,398	—	—	\$22,223	—	—	\$22,223	—	—

Form 33855 — 440 - TC BR-6 SG RESEARCH STANDARD FEES

Question	Narrative Response
State the purpose, source and legal citation.	Revenue received from the Research Standard Fee is used to support the entire program operations. Per R.S. 1507(B), fees for searching for tax returns. In any case where the taxpayer requests or authorizes the release of copies of any previously filed tax returns or any other document subject to the provisions of R.S. 47:1508, the secretary is authorized to charge a fee, regardless of whether or not the information is located. The fee associated with searching for any return or document shall not exceed fifteen dollars for each year or period requested.
Agency discretion or Federal requirement?	The line item requests for expenditures reflect agency discretion.
Describe any budgetary peculiarities.	N/A.
Is the Total Request amount for multiple years?	NO.
Additional information or comments.	N/A.
Provide the amount of any indirect costs.	The indirect costs associated with this service would include overhead for administration, licensing and auditing services, and information technology support. These indirect costs are located in all expenditure categories. All costs are funded with this fee and the other fees and self-generated sources.
Any indirect costs funded with other MOF?	NO.
Objectives and indicators in the Operational Plan.	All objectives and indicators in the Operational Plan are funded in part by this fee.
Additional information or comments.	N/A.

Form 33856 — 440 - TC BR-6 SG INSTALLMENT FEE

Expenditures	Existing Operating Budget as of 10/01/2024			FY2025-2026 Total Request			FY2026-2027 Projected		
	Means of Financing	In-Kind Match	Cash Match	Means of Financing	In-Kind Match	Cash Match	Means of Financing	In-Kind Match	Cash Match
Salaries	142,493	—	—	162,720	—	—	162,720	—	—
Other Compensation	4,937	—	—	8,257	—	—	8,257	—	—
Related Benefits	92,623	—	—	106,161	—	—	106,161	—	—
TOTAL PERSONAL SERVICES	\$240,053	—	—	\$277,138	—	—	\$277,138	—	—
Travel	3,277	—	—	3,519	—	—	3,519	—	—
Operating Services	22,380	—	—	24,030	—	—	24,030	—	—
Supplies	1,047	—	—	1,124	—	—	1,124	—	—
TOTAL OPERATING EXPENSES	\$26,704	—	—	\$28,673	—	—	\$28,673	—	—
PROFESSIONAL SERVICES	\$16,386	—	—	\$15,923	—	—	\$15,923	—	—
Other Charges	2,600	—	—	3,950	—	—	3,950	—	—
Debt Service	—	—	—	—	—	—	—	—	—
Interagency Transfers	116,858	—	—	114,470	—	—	114,470	—	—
TOTAL OTHER CHARGES	\$119,458	—	—	\$118,420	—	—	\$118,420	—	—
Acquisitions	1,541	—	—	141	—	—	141	—	—
Major Repairs	—	—	—	—	—	—	—	—	—
TOTAL ACQ. & MAJOR REPAIRS	\$1,541	—	—	\$141	—	—	\$141	—	—
TOTAL EXPENDITURES	\$404,142	—	—	\$440,295	—	—	\$440,295	—	—

Form 33856 — 440 - TC BR-6 SG INSTALLMENT FEE

Question	Narrative Response
State the purpose, source and legal citation.	Revenue received from the Installment Fee is used to support the entire program operations. Per R.S. 47:1576.2(A)(1), the taxpayer shall pay a nonrefundable installment agreement fee in the amount of \$105, unless the taxpayer has an annual adjusted gross income of \$25,000 or less. The installment agreement fee cannot be paid in installments nor waived or applied against any tax debt.
Agency discretion or Federal requirement?	The line item requests for expenditures reflect agency discretion.
Describe any budgetary peculiarities.	N/A.
Is the Total Request amount for multiple years?	NO.
Additional information or comments.	N/A.
Provide the amount of any indirect costs.	The indirect costs associated with this service would include overhead for administration, licensing and auditing services, and information technology support. These indirect costs are located in all expenditure categories. All costs are funded with this fee and the other fees and self-generated sources.
Any indirect costs funded with other MOF?	NO.
Objectives and indicators in the Operational Plan.	All objectives and indicators in the Operational Plan are funded in part by this fee.
Additional information or comments.	N/A.

Form 33857 — 440 - TC BR-6 SG INSTALLMENT REINSTATEMENT FEE

Expenditures	Existing Operating Budget as of 10/01/2024			FY2025-2026 Total Request			FY2026-2027 Projected		
	Means of Financing	In-Kind Match	Cash Match	Means of Financing	In-Kind Match	Cash Match	Means of Financing	In-Kind Match	Cash Match
Salaries	1,182	—	—	1,351	—	—	1,351	—	—
Other Compensation	41	—	—	68	—	—	68	—	—
Related Benefits	768	—	—	881	—	—	881	—	—
TOTAL PERSONAL SERVICES	\$1,991	—	—	\$2,300	—	—	\$2,300	—	—
Travel	27	—	—	29	—	—	29	—	—
Operating Services	186	—	—	199	—	—	199	—	—
Supplies	9	—	—	9	—	—	9	—	—
TOTAL OPERATING EXPENSES	\$222	—	—	\$237	—	—	\$237	—	—
PROFESSIONAL SERVICES	\$136	—	—	\$132	—	—	\$132	—	—
Other Charges	22	—	—	33	—	—	33	—	—
Debt Service	—	—	—	—	—	—	—	—	—
Interagency Transfers	969	—	—	949	—	—	949	—	—
TOTAL OTHER CHARGES	\$991	—	—	\$982	—	—	\$982	—	—
Acquisitions	13	—	—	1	—	—	1	—	—
Major Repairs	—	—	—	—	—	—	—	—	—
TOTAL ACQ. & MAJOR REPAIRS	\$13	—	—	\$1	—	—	\$1	—	—
TOTAL EXPENDITURES	\$3,353	—	—	\$3,652	—	—	\$3,652	—	—

Form 33857 — 440 - TC BR-6 SG INSTALLMENT REINSTATEMENT FEE

Question	Narrative Response
State the purpose, source and legal citation.	Revenue received from the Installment Reinstatement Fee is used to support the entire program operations. Per R.S.47:1576.2(A)(2), the \$60 fee is assessed when a taxpayer sets up an installment agreement within 90 days of defaulting on another installment agreement.
Agency discretion or Federal requirement?	The line item requests for expenditures reflect agency discretion.
Describe any budgetary peculiarities.	N/A.
Is the Total Request amount for multiple years?	NO.
Additional information or comments.	N/A.
Provide the amount of any indirect costs.	The indirect costs associated with this service would include overhead for administration, licensing and auditing services, and information technology support. These indirect costs are located in all expenditure categories. All costs are funded with this fee and the other fees and self-generated sources.
Any indirect costs funded with other MOF?	NO.
Objectives and indicators in the Operational Plan.	All objectives and indicators in the Operational Plan are funded in part by this fee.
Additional information or comments.	N/A.

Form 33858 — 440 - TC BR-6 SG OFFER IN COMPROMISE

Expenditures	Existing Operating Budget as of 10/01/2024			FY2025-2026 Total Request			FY2026-2027 Projected		
	Means of Financing	In-Kind Match	Cash Match	Means of Financing	In-Kind Match	Cash Match	Means of Financing	In-Kind Match	Cash Match
Salaries	888	—	—	1,014	—	—	1,014	—	—
Other Compensation	31	—	—	51	—	—	51	—	—
Related Benefits	577	—	—	662	—	—	662	—	—
TOTAL PERSONAL SERVICES	\$1,496	—	—	\$1,727	—	—	\$1,727	—	—
Travel	20	—	—	22	—	—	22	—	—
Operating Services	139	—	—	150	—	—	150	—	—
Supplies	7	—	—	7	—	—	7	—	—
TOTAL OPERATING EXPENSES	\$166	—	—	\$179	—	—	\$179	—	—
PROFESSIONAL SERVICES	\$102	—	—	\$99	—	—	\$99	—	—
Other Charges	16	—	—	25	—	—	25	—	—
Debt Service	—	—	—	—	—	—	—	—	—
Interagency Transfers	728	—	—	714	—	—	714	—	—
TOTAL OTHER CHARGES	\$744	—	—	\$739	—	—	\$739	—	—
Acquisitions	10	—	—	1	—	—	1	—	—
Major Repairs	—	—	—	—	—	—	—	—	—
TOTAL ACQ. & MAJOR REPAIRS	\$10	—	—	\$1	—	—	\$1	—	—
TOTAL EXPENDITURES	\$2,518	—	—	\$2,745	—	—	\$2,745	—	—

Form 33858 — 440 - TC BR-6 SG OFFER IN COMPROMISE

Question	Narrative Response
State the purpose, source and legal citation.	Revenue received from an Offer in Compromise is used to support the entire program operations. Per R.S. 47:1578(B)(4)(c), Each application for compromise of a judgment shall be accompanied by a nonrefundable application fee of one hundred eighty-six dollars, made payable to the secretary of the Department of Revenue. Money received by the secretary from this fee shall be deposited into the state treasury and, after compliance with the requirements of Article VII, Section 9(B) of the Constitution of Louisiana relative to the Bond Security and Redemption Fund, shall be designated as self-generated revenues of the Department of Revenue.
Agency discretion or Federal requirement?	The line item requests for expenditures reflect agency discretion.
Describe any budgetary peculiarities.	N/A.
Is the Total Request amount for multiple years?	NO.
Additional information or comments.	N/A.
Provide the amount of any indirect costs.	The indirect costs associated with this service would include overhead for administration, licensing and auditing services, and information technology support. These indirect costs are located in all expenditure categories. All costs are funded with this fee and the other fees and self-generated sources.
Any indirect costs funded with other MOF?	NO.
Objectives and indicators in the Operational Plan.	All objectives and indicators in the Operational Plan are funded in part by this fee.
Additional information or comments.	N/A.

Form 33859 — 440 - TC BR-6 SG AUTO RENTAL FEES

Expenditures	Existing Operating Budget as of 10/01/2024			FY2025-2026 Total Request			FY2026-2027 Projected		
	Means of Financing	In-Kind Match	Cash Match	Means of Financing	In-Kind Match	Cash Match	Means of Financing	In-Kind Match	Cash Match
Salaries	1,158	—	—	1,323	—	—	1,323	—	—
Other Compensation	40	—	—	67	—	—	67	—	—
Related Benefits	752	—	—	862	—	—	862	—	—
TOTAL PERSONAL SERVICES	\$1,950	—	—	\$2,252	—	—	\$2,252	—	—
Travel	27	—	—	29	—	—	29	—	—
Operating Services	182	—	—	195	—	—	195	—	—
Supplies	9	—	—	9	—	—	9	—	—
TOTAL OPERATING EXPENSES	\$218	—	—	\$233	—	—	\$233	—	—
PROFESSIONAL SERVICES	\$133	—	—	\$129	—	—	\$129	—	—
Other Charges	21	—	—	32	—	—	32	—	—
Debt Service	—	—	—	—	—	—	—	—	—
Interagency Transfers	949	—	—	930	—	—	930	—	—
TOTAL OTHER CHARGES	\$970	—	—	\$962	—	—	\$962	—	—
Acquisitions	13	—	—	1	—	—	1	—	—
Major Repairs	—	—	—	—	—	—	—	—	—
TOTAL ACQ. & MAJOR REPAIRS	\$13	—	—	\$1	—	—	\$1	—	—
TOTAL EXPENDITURES	\$3,284	—	—	\$3,577	—	—	\$3,577	—	—

Form 33859 — 440 - TC BR-6 SG AUTO RENTAL FEES

Question	Narrative Response
State the purpose, source and legal citation.	Revenue received from Auto Rental Fee is used to support the entire program operations. Per R.S. 47:551, a state tax of two- and one-half percent and a local tax of one-half of one percent of the gross proceeds derived from the lease or rental of an automobile pursuant to an automobile rental contract, less any sales and use is levied in each contract.
Agency discretion or Federal requirement?	The line item requests for expenditures reflect agency discretion.
Describe any budgetary peculiarities.	N/A.
Is the Total Request amount for multiple years?	NO.
Additional information or comments.	N/A.
Provide the amount of any indirect costs.	The indirect costs associated with this service would include overhead for administration, licensing and auditing services, and information technology support. These indirect costs are located in all expenditure categories. All costs are funded with this fee and the other fees and self-generated sources.
Any indirect costs funded with other MOF?	NO.
Objectives and indicators in the Operational Plan.	All objectives and indicators in the Operational Plan are funded in part by this fee.
Additional information or comments.	N/A.

Form 33860 — 440 - TC BR-6 SG OTHER MISCELLANEOUS COLLECTIONS

Expenditures	Existing Operating Budget as of 10/01/2024			FY2025-2026 Total Request			FY2026-2027 Projected		
	Means of Financing	In-Kind Match	Cash Match	Means of Financing	In-Kind Match	Cash Match	Means of Financing	In-Kind Match	Cash Match
Salaries	8,742	—	—	1,509,282	—	—	1,509,282	—	—
Other Compensation	303	—	—	76,581	—	—	76,581	—	—
Related Benefits	5,682	—	—	984,666	—	—	984,666	—	—
TOTAL PERSONAL SERVICES	\$14,727	—	—	\$2,570,529	—	—	\$2,570,529	—	—
Travel	201	—	—	32,635	—	—	32,635	—	—
Operating Services	1,373	—	—	222,882	—	—	222,882	—	—
Supplies	64	—	—	10,424	—	—	10,424	—	—
TOTAL OPERATING EXPENSES	\$1,638	—	—	\$265,941	—	—	\$265,941	—	—
PROFESSIONAL SERVICES	\$1,005	—	—	\$147,691	—	—	\$147,691	—	—
Other Charges	159	—	—	36,636	—	—	36,636	—	—
Debt Service	—	—	—	—	—	—	—	—	—
Interagency Transfers	7,168	—	—	1,061,739	—	—	1,061,739	—	—
TOTAL OTHER CHARGES	\$7,327	—	—	\$1,098,375	—	—	\$1,098,375	—	—
Acquisitions	95	—	—	1,308	—	—	1,308	—	—
Major Repairs	—	—	—	—	—	—	—	—	—
TOTAL ACQ. & MAJOR REPAIRS	\$95	—	—	\$1,308	—	—	\$1,308	—	—
TOTAL EXPENDITURES	\$24,792	—	—	\$4,083,844	—	—	\$4,083,844	—	—

Form 33860 — 440 - TC BR-6 SG OTHER MISCELLANEOUS COLLECTIONS

Question	Narrative Response
State the purpose, source and legal citation.	The fees and self-generated revenues are provided for by Act 4 of the 2024 Regular Session payable out of the state general fund for additional operating expenses.
Agency discretion or Federal requirement?	The line item requests for expenditures reflect agency discretion.
Describe any budgetary peculiarities.	N/A.
Is the Total Request amount for multiple years?	NO.
Additional information or comments.	N/A.
Provide the amount of any indirect costs.	The indirect costs associated with this service would include overhead for administration, licensing and auditing services, and information technology support. These indirect costs are located in all expenditure categories. All costs are funded with this fee and the other fees and self-generated sources.
Any indirect costs funded with other MOF?	NO.
Objectives and indicators in the Operational Plan.	All objectives and indicators in the Operational Plan are funded in part by this fee.
Additional information or comments.	N/A.

Form 33861 — 440 - TC BR-6 SG OFFICE OF DEBT RECOVERY FEES

Expenditures	Existing Operating Budget as of 10/01/2024			FY2025-2026 Total Request			FY2026-2027 Projected		
	Means of Financing	In-Kind Match	Cash Match	Means of Financing	In-Kind Match	Cash Match	Means of Financing	In-Kind Match	Cash Match
Salaries	256,942	—	—	291,958	—	—	291,958	—	—
Other Compensation	8,903	—	—	14,814	—	—	14,814	—	—
Related Benefits	167,016	—	—	190,475	—	—	190,475	—	—
TOTAL PERSONAL SERVICES	\$432,861	—	—	\$497,247	—	—	\$497,247	—	—
Travel	5,909	—	—	6,313	—	—	6,313	—	—
Operating Services	40,356	—	—	43,115	—	—	43,115	—	—
Supplies	1,887	—	—	2,016	—	—	2,016	—	—
TOTAL OPERATING EXPENSES	\$48,152	—	—	\$51,444	—	—	\$51,444	—	—
PROFESSIONAL SERVICES	\$29,547	—	—	\$28,570	—	—	\$28,570	—	—
Other Charges	4,688	—	—	7,087	—	—	7,087	—	—
Debt Service	—	—	—	—	—	—	—	—	—
Interagency Transfers	210,716	—	—	205,385	—	—	205,385	—	—
TOTAL OTHER CHARGES	\$215,404	—	—	\$212,472	—	—	\$212,472	—	—
Acquisitions	2,779	—	—	253	—	—	253	—	—
Major Repairs	—	—	—	—	—	—	—	—	—
TOTAL ACQ. & MAJOR REPAIRS	\$2,779	—	—	\$253	—	—	\$253	—	—
TOTAL EXPENDITURES	\$728,743	—	—	\$789,986	—	—	\$789,986	—	—

Form 33861 — 440 - TC BR-6 SG OFFICE OF DEBT RECOVERY FEES

Question	Narrative Response
State the purpose, source and legal citation.	Revenue received from the Office of Debt Recovery Fee is used to support the entire program operations. Per R.S. 47:1676, The Office of Debt Recovery (ODR) Collection Fee is a 10% fee applied to eligible accounts with a bill item that has been finalized for at least 90 days. The percentage is applied to all tax, penalty, interest, and fees. The fee will be added on the 1st day following the 90-day period. Balances of \$9.99 or less are excluded and not subject to the fee. This is only applicable on debt with effective dates before 4-30-2016.
Agency discretion or Federal requirement?	The line item requests for expenditures reflect agency discretion.
Describe any budgetary peculiarities.	N/A.
Is the Total Request amount for multiple years?	NO.
Additional information or comments.	N/A.
Provide the amount of any indirect costs.	The indirect costs associated with this service would include overhead for administration, licensing and auditing services, and information technology support. These indirect costs are located in all expenditure categories. All costs are funded with this fee and the other fees and self-generated sources.
Any indirect costs funded with other MOF?	NO.
Objectives and indicators in the Operational Plan.	All objectives and indicators in the Operational Plan are funded in part by this fee.
Additional information or comments.	N/A.

Form 33889 — 440 - ATC BR-6 SG BEER PERMITS

Expenditures	Existing Operating Budget as of 10/01/2024			FY2025-2026 Total Request			FY2026-2027 Projected		
	Means of Financing	In-Kind Match	Cash Match	Means of Financing	In-Kind Match	Cash Match	Means of Financing	In-Kind Match	Cash Match
Salaries	52,053	—	—	75,263	—	—	75,263	—	—
Other Compensation	3,896	—	—	2,359	—	—	2,359	—	—
Related Benefits	29,740	—	—	42,686	—	—	42,686	—	—
TOTAL PERSONAL SERVICES	\$85,689	—	—	\$120,308	—	—	\$120,308	—	—
Travel	1,419	—	—	1,884	—	—	1,884	—	—
Operating Services	2,519	—	—	3,417	—	—	3,417	—	—
Supplies	1,573	—	—	2,871	—	—	2,871	—	—
TOTAL OPERATING EXPENSES	\$5,511	—	—	\$8,172	—	—	\$8,172	—	—
PROFESSIONAL SERVICES	\$6,154	—	—	\$6,260	—	—	\$6,260	—	—
Other Charges	6,567	—	—	6,533	—	—	6,533	—	—
Debt Service	—	—	—	—	—	—	—	—	—
Interagency Transfers	11,624	—	—	11,753	—	—	11,753	—	—
TOTAL OTHER CHARGES	\$18,191	—	—	\$18,286	—	—	\$18,286	—	—
Acquisitions	500	—	—	30,435	—	—	30,435	—	—
Major Repairs	—	—	—	—	—	—	—	—	—
TOTAL ACQ. & MAJOR REPAIRS	\$500	—	—	\$30,435	—	—	\$30,435	—	—
TOTAL EXPENDITURES	\$116,045	—	—	\$183,461	—	—	\$183,461	—	—

Form 33889 — 440 - ATC BR-6 SG BEER PERMITS

Question	Narrative Response
State the purpose, source and legal citation.	Revenue received from Beer Permit Fees is used to support the entire program operations. Per R.S. 26:271 (A), before engaging in the business of dealing in malt beverages or beverages of low alcoholic content, all manufacturers, wholesale and retail dealers, and microbrewers shall obtain from the commissioner, according to established rules and regulations, a permit to conduct each separate manufacturing, wholesale, retail, or microbrewery business and shall pay for each permit a fee not to exceed the amounts provided for in the following schedule and in accordance with regulations promulgated pursuant to the provisions of the Administrative Procedure Act for each year the permit is valid.
Agency discretion or Federal requirement?	The line item requests for expenditures reflect agency discretion.
Describe any budgetary peculiarities.	N/A
Is the Total Request amount for multiple years?	No.
Additional information or comments.	N/A
Provide the amount of any indirect costs.	The indirect costs associated with this service would include overhead for administration, licensing and auditing services, and information technology support. These indirect costs are located in all expenditure categories. All costs are funded with this fee and the other fees and self-generated sources.
Any indirect costs funded with other MOF?	No.
Objectives and indicators in the Operational Plan.	All objectives and indicators in the Operational Plan are funded in part by this fee.
Additional information or comments.	N/A

Form 33890 — 440 - ATC BR-6 SG LIQUOR PERMITS

Expenditures	Existing Operating Budget as of 10/01/2024			FY2025-2026 Total Request			FY2026-2027 Projected		
	Means of Financing	In-Kind Match	Cash Match	Means of Financing	In-Kind Match	Cash Match	Means of Financing	In-Kind Match	Cash Match
Salaries	111,145	—	—	171,549	—	—	171,549	—	—
Other Compensation	8,318	—	—	5,377	—	—	5,377	—	—
Related Benefits	63,501	—	—	97,295	—	—	97,295	—	—
TOTAL PERSONAL SERVICES	\$182,964	—	—	\$274,221	—	—	\$274,221	—	—
Travel	3,030	—	—	4,294	—	—	4,294	—	—
Operating Services	5,379	—	—	7,789	—	—	7,789	—	—
Supplies	3,359	—	—	6,543	—	—	6,543	—	—
TOTAL OPERATING EXPENSES	\$11,768	—	—	\$18,626	—	—	\$18,626	—	—
PROFESSIONAL SERVICES	\$13,141	—	—	\$14,268	—	—	\$14,268	—	—
Other Charges	14,022	—	—	14,891	—	—	14,891	—	—
Debt Service	—	—	—	—	—	—	—	—	—
Interagency Transfers	24,820	—	—	26,790	—	—	26,790	—	—
TOTAL OTHER CHARGES	\$38,842	—	—	\$41,681	—	—	\$41,681	—	—
Acquisitions	1,068	—	—	69,372	—	—	69,372	—	—
Major Repairs	—	—	—	—	—	—	—	—	—
TOTAL ACQ. & MAJOR REPAIRS	\$1,068	—	—	\$69,372	—	—	\$69,372	—	—
TOTAL EXPENDITURES	\$247,783	—	—	\$418,168	—	—	\$418,168	—	—

Form 33890 — 440 - ATC BR-6 SG LIQUOR PERMITS

Question	Narrative Response
State the purpose, source and legal citation.	Revenue received from Liquor Permit Fees is used to support the entire program operations. Per R.S. 26:71 (A), except as provided in Subsections B and C of this Section, before engaging in the business of manufacturing, supplying, or dealing in alcoholic beverages, all persons shall obtain from the commissioner, according to established rules and regulations, a permit to conduct each separate business and shall pay the commissioner a fee not to exceed the amounts provided for in the following schedule and in accordance with regulations promulgated pursuant to the provisions of the Administrative Procedure Act for each year the permit is valid.
Agency discretion or Federal requirement?	The line item requests for expenditures reflect agency discretion.
Describe any budgetary peculiarities.	N/A
Is the Total Request amount for multiple years?	No.
Additional information or comments.	N/A
Provide the amount of any indirect costs.	The indirect costs associated with this service would include overhead for administration, licensing and auditing services, and information technology support. These indirect costs are located in all expenditure categories. All costs are funded with this fee and the other Fees and Self-Generated sources.
Any indirect costs funded with other MOF?	No.
Objectives and indicators in the Operational Plan.	All objectives and indicators in the Operational Plan are funded in part by this fee.
Additional information or comments.	N/A

Form 33891 — 440 - ATC BR-6 SG WINE PERMITS

Expenditures	Existing Operating Budget as of 10/01/2024			FY2025-2026 Total Request			FY2026-2027 Projected		
	Means of Financing	In-Kind Match	Cash Match	Means of Financing	In-Kind Match	Cash Match	Means of Financing	In-Kind Match	Cash Match
Salaries	556	—	—	779	—	—	779	—	—
Other Compensation	42	—	—	24	—	—	24	—	—
Related Benefits	318	—	—	442	—	—	442	—	—
TOTAL PERSONAL SERVICES	\$916	—	—	\$1,245	—	—	\$1,245	—	—
Travel	15	—	—	19	—	—	19	—	—
Operating Services	27	—	—	35	—	—	35	—	—
Supplies	17	—	—	30	—	—	30	—	—
TOTAL OPERATING EXPENSES	\$59	—	—	\$84	—	—	\$84	—	—
PROFESSIONAL SERVICES	\$66	—	—	\$65	—	—	\$65	—	—
Other Charges	70	—	—	68	—	—	68	—	—
Debt Service	—	—	—	—	—	—	—	—	—
Interagency Transfers	124	—	—	122	—	—	122	—	—
TOTAL OTHER CHARGES	\$194	—	—	\$190	—	—	\$190	—	—
Acquisitions	5	—	—	315	—	—	315	—	—
Major Repairs	—	—	—	—	—	—	—	—	—
TOTAL ACQ. & MAJOR REPAIRS	\$5	—	—	\$315	—	—	\$315	—	—
TOTAL EXPENDITURES	\$1,240	—	—	\$1,899	—	—	\$1,899	—	—

Form 33891 — 440 - ATC BR-6 SG WINE PERMITS

Question	Narrative Response
State the purpose, source and legal citation.	Revenue received from Wine Permit Fees is used to support the entire program operations. Per R.S. 26:71 (A), except as provided in Subsections B and C of this Section, before engaging in the business of manufacturing, supplying, or dealing in alcoholic beverages, all persons shall obtain from the commissioner, according to established rules and regulations, a permit to conduct each separate business and shall pay the commissioner a fee not to exceed the amounts provided for in the following schedule and in accordance with regulations promulgated pursuant to the provisions of the Administrative Procedure Act for each year the permit is valid: (6) Wine producers-fifty dollars.
Agency discretion or Federal requirement?	The line item requests for expenditures reflect agency discretion.
Describe any budgetary peculiarities.	N/A
Is the Total Request amount for multiple years?	No.
Additional information or comments.	N/A
Provide the amount of any indirect costs.	The indirect costs associated with this service would include overhead for administration, licensing and auditing services, and information technology support. These indirect costs are located in all expenditure categories. All costs are funded with this fee and the other Fees and Self-Generated sources.
Any indirect costs funded with other MOF?	No.
Objectives and indicators in the Operational Plan.	All objectives and indicators in the Operational Plan are funded in part by this fee.
Additional information or comments.	N/A

Form 33892 — 440 - ATC BR-6 SG WHOLESALE BEER PERMITS

Expenditures	Existing Operating Budget as of 10/01/2024			FY2025-2026 Total Request			FY2026-2027 Projected		
	Means of Financing	In-Kind Match	Cash Match	Means of Financing	In-Kind Match	Cash Match	Means of Financing	In-Kind Match	Cash Match
Salaries	9,596	—	—	14,417	—	—	14,417	—	—
Other Compensation	718	—	—	452	—	—	452	—	—
Related Benefits	5,482	—	—	8,176	—	—	8,176	—	—
TOTAL PERSONAL SERVICES	\$15,796	—	—	\$23,045	—	—	\$23,045	—	—
Travel	262	—	—	361	—	—	361	—	—
Operating Services	464	—	—	655	—	—	655	—	—
Supplies	290	—	—	550	—	—	550	—	—
TOTAL OPERATING EXPENSES	\$1,016	—	—	\$1,566	—	—	\$1,566	—	—
PROFESSIONAL SERVICES	\$1,135	—	—	\$1,199	—	—	\$1,199	—	—
Other Charges	1,211	—	—	1,251	—	—	1,251	—	—
Debt Service	—	—	—	—	—	—	—	—	—
Interagency Transfers	2,143	—	—	2,251	—	—	2,251	—	—
TOTAL OTHER CHARGES	\$3,354	—	—	\$3,502	—	—	\$3,502	—	—
Acquisitions	92	—	—	5,830	—	—	5,830	—	—
Major Repairs	—	—	—	—	—	—	—	—	—
TOTAL ACQ. & MAJOR REPAIRS	\$92	—	—	\$5,830	—	—	\$5,830	—	—
TOTAL EXPENDITURES	\$21,393	—	—	\$35,142	—	—	\$35,142	—	—

Form 33892 — 440 - ATC BR-6 SG WHOLESALE BEER PERMITS

Question	Narrative Response
State the purpose, source and legal citation.	Revenue received from Wholesale Beer Permit Fees is used to support the entire program operations. Per R.S. 26:271 (1), wholesale dealers of malt beverages containing not more than six percent alcohol by volume are required to pay one thousand dollars. To obtain this permit, the applicant shall hold the permit provided in Subparagraph (a) of this Paragraph.
Agency discretion or Federal requirement?	The line item requests for expenditures reflect agency discretion.
Describe any budgetary peculiarities.	N/A
Is the Total Request amount for multiple years?	No.
Additional information or comments.	N/A
Provide the amount of any indirect costs.	The indirect costs associated with this service would include overhead for administration, licensing and auditing services, and information technology support. These indirect costs are located in all expenditure categories. All costs are funded with this fee and the other Fees and Self-Generated sources.
Any indirect costs funded with other MOF?	No.
Objectives and indicators in the Operational Plan.	All objectives and indicators in the Operational Plan are funded in part by this fee.
Additional information or comments.	N/A

Form 33893 — 440 - ATC BR-6 SG WHOLESALE LIQUOR PERMITS

Expenditures	Existing Operating Budget as of 10/01/2024			FY2025-2026 Total Request			FY2026-2027 Projected		
	Means of Financing	In-Kind Match	Cash Match	Means of Financing	In-Kind Match	Cash Match	Means of Financing	In-Kind Match	Cash Match
Salaries	7,410	—	—	12,976	—	—	12,976	—	—
Other Compensation	555	—	—	407	—	—	407	—	—
Related Benefits	4,233	—	—	7,360	—	—	7,360	—	—
TOTAL PERSONAL SERVICES	\$12,198	—	—	\$20,743	—	—	\$20,743	—	—
Travel	202	—	—	325	—	—	325	—	—
Operating Services	359	—	—	589	—	—	589	—	—
Supplies	224	—	—	495	—	—	495	—	—
TOTAL OPERATING EXPENSES	\$785	—	—	\$1,409	—	—	\$1,409	—	—
PROFESSIONAL SERVICES	\$876	—	—	\$1,079	—	—	\$1,079	—	—
Other Charges	935	—	—	1,126	—	—	1,126	—	—
Debt Service	—	—	—	—	—	—	—	—	—
Interagency Transfers	1,655	—	—	2,026	—	—	2,026	—	—
TOTAL OTHER CHARGES	\$2,590	—	—	\$3,152	—	—	\$3,152	—	—
Acquisitions	71	—	—	5,247	—	—	5,247	—	—
Major Repairs	—	—	—	—	—	—	—	—	—
TOTAL ACQ. & MAJOR REPAIRS	\$71	—	—	\$5,247	—	—	\$5,247	—	—
TOTAL EXPENDITURES	\$16,520	—	—	\$31,630	—	—	\$31,630	—	—

Form 33893 — 440 - ATC BR-6 SG WHOLESALE LIQUOR PERMITS

Question	Narrative Response
State the purpose, source and legal citation.	Revenue received from Wholesale Liquor Permit Fees is used to support the entire program operations. Per R.S. 26:71 (A) (2), wholesalers are required to pay two thousand five hundred dollars for each place of business in the state.
Agency discretion or Federal requirement?	The line item requests for expenditures reflect agency discretion.
Describe any budgetary peculiarities.	N/A
Is the Total Request amount for multiple years?	No.
Additional information or comments.	N/A
Provide the amount of any indirect costs.	The indirect costs associated with this service would include overhead for administration, licensing and auditing services, and information technology support. These indirect costs are located in all expenditure categories. All costs are funded with this fee and the other Fees and Self-Generated sources.
Any indirect costs funded with other MOF?	No.
Objectives and indicators in the Operational Plan.	All objectives and indicators in the Operational Plan are funded in part by this fee.
Additional information or comments.	N/A

Form 33894 — 440 - ATC BR-6 SG SOLICITOR PERMITS

Expenditures	Existing Operating Budget as of 10/01/2024			FY2025-2026 Total Request			FY2026-2027 Projected		
	Means of Financing	In-Kind Match	Cash Match	Means of Financing	In-Kind Match	Cash Match	Means of Financing	In-Kind Match	Cash Match
Salaries	111	—	—	182	—	—	182	—	—
Other Compensation	8	—	—	6	—	—	6	—	—
Related Benefits	64	—	—	103	—	—	103	—	—
TOTAL PERSONAL SERVICES	\$183	—	—	\$291	—	—	\$291	—	—
Travel	3	—	—	5	—	—	5	—	—
Operating Services	5	—	—	8	—	—	8	—	—
Supplies	3	—	—	7	—	—	7	—	—
TOTAL OPERATING EXPENSES	\$11	—	—	\$20	—	—	\$20	—	—
PROFESSIONAL SERVICES	\$13	—	—	\$15	—	—	\$15	—	—
Other Charges	14	—	—	16	—	—	16	—	—
Debt Service	—	—	—	—	—	—	—	—	—
Interagency Transfers	25	—	—	28	—	—	28	—	—
TOTAL OTHER CHARGES	\$39	—	—	\$44	—	—	\$44	—	—
Acquisitions	1	—	—	73	—	—	73	—	—
Major Repairs	—	—	—	—	—	—	—	—	—
TOTAL ACQ. & MAJOR REPAIRS	\$1	—	—	\$73	—	—	\$73	—	—
TOTAL EXPENDITURES	\$247	—	—	\$443	—	—	\$443	—	—

Form 33894 — 440 - ATC BR-6 SG SOLICITOR PERMITS

Question	Narrative Response
State the purpose, source and legal citation.	Revenue received from Solicitor Permit Fees is used to support the entire program operations. Per R.S. 26:71 (A) (4), solicitors or brokers are required to pay five dollars each. No solicitor shall represent more than one dealer, and that dealer's name and address shall appear on the solicitor's permit.
Agency discretion or Federal requirement?	The line item requests for expenditures reflect agency discretion.
Describe any budgetary peculiarities.	N/A
Is the Total Request amount for multiple years?	No.
Additional information or comments.	N/A
Provide the amount of any indirect costs.	The indirect costs associated with this service would include overhead for administration, licensing and auditing services, and information technology support. These indirect costs are located in all expenditure categories. All costs are funded with this fee and the other Fees and Self-Generated sources.
Any indirect costs funded with other MOF?	No.
Objectives and indicators in the Operational Plan.	All objectives and indicators in the Operational Plan are funded in part by this fee.
Additional information or comments.	N/A

Form 33939 — 440 - ATC BR-6 SG OUT OF STATE MFG SUPPLY LOW ALCOHOL

Expenditures	Existing Operating Budget as of 10/01/2024			FY2025-2026 Total Request			FY2026-2027 Projected		
	Means of Financing	In-Kind Match	Cash Match	Means of Financing	In-Kind Match	Cash Match	Means of Financing	In-Kind Match	Cash Match
Salaries	2,871	—	—	4,075	—	—	4,075	—	—
Other Compensation	215	—	—	128	—	—	128	—	—
Related Benefits	1,640	—	—	2,311	—	—	2,311	—	—
TOTAL PERSONAL SERVICES	\$4,726	—	—	\$6,514	—	—	\$6,514	—	—
Travel	78	—	—	102	—	—	102	—	—
Operating Services	139	—	—	185	—	—	185	—	—
Supplies	87	—	—	155	—	—	155	—	—
TOTAL OPERATING EXPENSES	\$304	—	—	\$442	—	—	\$442	—	—
PROFESSIONAL SERVICES	\$339	—	—	\$339	—	—	\$339	—	—
Other Charges	362	—	—	354	—	—	354	—	—
Debt Service	—	—	—	—	—	—	—	—	—
Interagency Transfers	641	—	—	636	—	—	636	—	—
TOTAL OTHER CHARGES	\$1,003	—	—	\$990	—	—	\$990	—	—
Acquisitions	28	—	—	1,648	—	—	1,648	—	—
Major Repairs	—	—	—	—	—	—	—	—	—
TOTAL ACQ. & MAJOR REPAIRS	\$28	—	—	\$1,648	—	—	\$1,648	—	—
TOTAL EXPENDITURES	\$6,400	—	—	\$9,933	—	—	\$9,933	—	—

Form 33939 — 440 - ATC BR-6 SG OUT OF STATE MFG SUPPLY LOW ALCOHOL

Question	Narrative Response
State the purpose, source and legal citation.	Revenue received from Out of State Manufacturer/Supplier- Low Alcohol is used to support the entire program operations. Per R.S. 26:71 (A) (1) (b) (i), out-of-state manufacturers who do not maintain an establishment in the state, and sell less than one thousand cases of their product in the state, are required to pay two hundred dollars.
Agency discretion or Federal requirement?	The line item requests for expenditures reflect agency discretion.
Describe any budgetary peculiarities.	N/A
Is the Total Request amount for multiple years?	No.
Additional information or comments.	N/A
Provide the amount of any indirect costs.	The indirect costs associated with this service would include overhead for administration, licensing and auditing services, and information technology support. These indirect costs are located in all expenditure categories. All costs are funded with this fee and the other Fees and Self-Generated sources.
Any indirect costs funded with other MOF?	No.
Objectives and indicators in the Operational Plan.	All objectives and indicators in the Operational Plan are funded in part by this fee.
Additional information or comments.	N/A

Form 33940 — 440 - ATC BR-6 SG MANUFACTURER PERMIT

Expenditures	Existing Operating Budget as of 10/01/2024			FY2025-2026 Total Request			FY2026-2027 Projected		
	Means of Financing	In-Kind Match	Cash Match	Means of Financing	In-Kind Match	Cash Match	Means of Financing	In-Kind Match	Cash Match
Salaries	8,243	—	—	12,457	—	—	12,457	—	—
Other Compensation	617	—	—	390	—	—	390	—	—
Related Benefits	4,710	—	—	7,065	—	—	7,065	—	—
TOTAL PERSONAL SERVICES	\$13,570	—	—	\$19,912	—	—	\$19,912	—	—
Travel	225	—	—	312	—	—	312	—	—
Operating Services	399	—	—	566	—	—	566	—	—
Supplies	249	—	—	475	—	—	475	—	—
TOTAL OPERATING EXPENSES	\$873	—	—	\$1,353	—	—	\$1,353	—	—
PROFESSIONAL SERVICES	\$975	—	—	\$1,036	—	—	\$1,036	—	—
Other Charges	1,040	—	—	1,081	—	—	1,081	—	—
Debt Service	—	—	—	—	—	—	—	—	—
Interagency Transfers	1,841	—	—	1,945	—	—	1,945	—	—
TOTAL OTHER CHARGES	\$2,881	—	—	\$3,026	—	—	\$3,026	—	—
Acquisitions	79	—	—	5,038	—	—	5,038	—	—
Major Repairs	—	—	—	—	—	—	—	—	—
TOTAL ACQ. & MAJOR REPAIRS	\$79	—	—	\$5,038	—	—	\$5,038	—	—
TOTAL EXPENDITURES	\$18,378	—	—	\$30,365	—	—	\$30,365	—	—

Form 33940 — 440 - ATC BR-6 SG MANUFACTURER PERMIT

Question	Narrative Response
State the purpose, source and legal citation.	Revenue received from Manufacturer Permits is used to support the entire program operations. Per R.S. 26:71 (A) (1) (a), in-state manufacturers are required to pay one thousand dollars for each establishment in the state.
Agency discretion or Federal requirement?	The line item requests for expenditures reflect agency discretion.
Describe any budgetary peculiarities.	N/A
Is the Total Request amount for multiple years?	No.
Additional information or comments.	N/A
Provide the amount of any indirect costs.	The indirect costs associated with this service would include overhead for administration, licensing and auditing services, and information technology support. These indirect costs are located in all expenditure categories. All costs are funded with this fee and the other Fees and Self-Generated sources.
Any indirect costs funded with other MOF?	No.
Objectives and indicators in the Operational Plan.	All objectives and indicators in the Operational Plan are funded in part by this fee.
Additional information or comments.	N/A

Form 33941 — 440 - ATC BR-6 SG OUT OF STATE MFG SUPPLY HIGH ALCOHOL

Expenditures	Existing Operating Budget as of 10/01/2024			FY2025-2026 Total Request			FY2026-2027 Projected		
	Means of Financing	In-Kind Match	Cash Match	Means of Financing	In-Kind Match	Cash Match	Means of Financing	In-Kind Match	Cash Match
Salaries	222	—	—	363	—	—	363	—	—
Other Compensation	17	—	—	11	—	—	11	—	—
Related Benefits	127	—	—	206	—	—	206	—	—
TOTAL PERSONAL SERVICES	\$366	—	—	\$580	—	—	\$580	—	—
Travel	6	—	—	9	—	—	9	—	—
Operating Services	11	—	—	17	—	—	17	—	—
Supplies	7	—	—	14	—	—	14	—	—
TOTAL OPERATING EXPENSES	\$24	—	—	\$40	—	—	\$40	—	—
PROFESSIONAL SERVICES	\$26	—	—	\$30	—	—	\$30	—	—
Other Charges	28	—	—	32	—	—	32	—	—
Debt Service	—	—	—	—	—	—	—	—	—
Interagency Transfers	50	—	—	57	—	—	57	—	—
TOTAL OTHER CHARGES	\$78	—	—	\$89	—	—	\$89	—	—
Acquisitions	2	—	—	147	—	—	147	—	—
Major Repairs	—	—	—	—	—	—	—	—	—
TOTAL ACQ. & MAJOR REPAIRS	\$2	—	—	\$147	—	—	\$147	—	—
TOTAL EXPENDITURES	\$496	—	—	\$886	—	—	\$886	—	—

Form 33941 — 440 - ATC BR-6 SG OUT OF STATE MFG SUPPLY HIGH ALCOHOL

Question	Narrative Response
State the purpose, source and legal citation.	Revenue received from Out of State Manufacturer/Supplier - High Alcohol is used to support the entire program operations. Per R.S. 26:71 (A) (1) (b) (ii), out-of-state manufacturers who do not maintain an establishment in the state, and sell one thousand cases or more of their product in the state, are required to pay one thousand dollars.
Agency discretion or Federal requirement?	The line item requests for expenditures reflect agency discretion.
Describe any budgetary peculiarities.	N/A
Is the Total Request amount for multiple years?	No.
Additional information or comments.	N/A
Provide the amount of any indirect costs.	The indirect costs associated with this service would include overhead for administration, licensing and auditing services, and information technology support. These indirect costs are located in all expenditure categories. All costs are funded with this fee and the other Fees and Self-Generated sources.
Any indirect costs funded with other MOF?	No.
Objectives and indicators in the Operational Plan.	All objectives and indicators in the Operational Plan are funded in part by this fee.
Additional information or comments.	N/A

Form 33950 — 440 - ATC BR-6 SG RESTAURANT PERMITS

Expenditures	Existing Operating Budget as of 10/01/2024			FY2025-2026 Total Request			FY2026-2027 Projected		
	Means of Financing	In-Kind Match	Cash Match	Means of Financing	In-Kind Match	Cash Match	Means of Financing	In-Kind Match	Cash Match
Salaries	6,669	—	—	9,473	—	—	9,473	—	—
Other Compensation	499	—	—	297	—	—	297	—	—
Related Benefits	3,810	—	—	5,373	—	—	5,373	—	—
TOTAL PERSONAL SERVICES	\$10,978	—	—	\$15,143	—	—	\$15,143	—	—
Travel	182	—	—	237	—	—	237	—	—
Operating Services	323	—	—	430	—	—	430	—	—
Supplies	202	—	—	361	—	—	361	—	—
TOTAL OPERATING EXPENSES	\$707	—	—	\$1,028	—	—	\$1,028	—	—
PROFESSIONAL SERVICES	\$788	—	—	\$788	—	—	\$788	—	—
Other Charges	841	—	—	822	—	—	822	—	—
Debt Service	—	—	—	—	—	—	—	—	—
Interagency Transfers	1,489	—	—	1,479	—	—	1,479	—	—
TOTAL OTHER CHARGES	\$2,330	—	—	\$2,301	—	—	\$2,301	—	—
Acquisitions	64	—	—	3,831	—	—	3,831	—	—
Major Repairs	—	—	—	—	—	—	—	—	—
TOTAL ACQ. & MAJOR REPAIRS	\$64	—	—	\$3,831	—	—	\$3,831	—	—
TOTAL EXPENDITURES	\$14,867	—	—	\$23,091	—	—	\$23,091	—	—

Form 33950 — 440 - ATC BR-6 SG RESTAURANT PERMITS

Question	Narrative Response
State the purpose, source and legal citation.	Revenue received from Restaurant Permits is used to support the entire program operations. Per R.S. 26:73, the legislature hereby finds and declares that the food service industry is a viable industry in Louisiana with significant economic impact and finds that a restaurant establishment's purpose and primary function is to take orders for and serve food and food items. Such service of food may include the serving of alcoholic beverages in conjunction with meals. The commissioner shall issue, upon proper application and payment of an administrative fee, a special Class 'R' restaurant permit to any restaurant establishment as defined in Subsection (C) of this Section which has been issued a state Class A Retail Liquor Permit for the sale of beverages of high alcohol content.
Agency discretion or Federal requirement?	The line item requests for expenditures reflect agency discretion.
Describe any budgetary peculiarities.	N/A
Is the Total Request amount for multiple years?	No.
Additional information or comments.	N/A
Provide the amount of any indirect costs.	The indirect costs associated with this service would include overhead for administration, licensing and auditing services, and information technology support. These indirect costs are located in all expenditure categories. All costs are funded with this fee and the other Fees and Self-Generated sources.
Any indirect costs funded with other MOF?	No.
Objectives and indicators in the Operational Plan.	All objectives and indicators in the Operational Plan are funded in part by this fee.
Additional information or comments.	N/A

Form 33956 — 440 - ATC BR-6 SG SP EVNT PRMT NO PROB

Expenditures	Existing Operating Budget as of 10/01/2024			FY2025-2026 Total Request			FY2026-2027 Projected		
	Means of Financing	In-Kind Match	Cash Match	Means of Financing	In-Kind Match	Cash Match	Means of Financing	In-Kind Match	Cash Match
Salaries	463	—	—	675	—	—	675	—	—
Other Compensation	35	—	—	21	—	—	21	—	—
Related Benefits	264	—	—	383	—	—	383	—	—
TOTAL PERSONAL SERVICES	\$762	—	—	\$1,079	—	—	\$1,079	—	—
Travel	13	—	—	17	—	—	17	—	—
Operating Services	22	—	—	31	—	—	31	—	—
Supplies	14	—	—	26	—	—	26	—	—
TOTAL OPERATING EXPENSES	\$49	—	—	\$74	—	—	\$74	—	—
PROFESSIONAL SERVICES	\$55	—	—	\$56	—	—	\$56	—	—
Other Charges	58	—	—	59	—	—	59	—	—
Debt Service	—	—	—	—	—	—	—	—	—
Interagency Transfers	103	—	—	105	—	—	105	—	—
TOTAL OTHER CHARGES	\$161	—	—	\$164	—	—	\$164	—	—
Acquisitions	4	—	—	273	—	—	273	—	—
Major Repairs	—	—	—	—	—	—	—	—	—
TOTAL ACQ. & MAJOR REPAIRS	\$4	—	—	\$273	—	—	\$273	—	—
TOTAL EXPENDITURES	\$1,031	—	—	\$1,646	—	—	\$1,646	—	—

Form 33956 — 440 - ATC BR-6 SG SP EVNT PRMT NO PROB

Question	Narrative Response
State the purpose, source and legal citation.	Revenue received from Special Event Type No-Prof B Permits is used to support the entire program operations. Per R.S. 26:793 (A) (1), the commissioner may provide by regulation for the issuance of three-day retail permits to sell, offer for sale, or serve alcoholic beverages at fairs, festivals, civic and fraternal and religious events, Mardi Gras events, and nonprofit functions if the applicant, or any agent, member, officer, or representative thereof, has not had a license or permit to sell or deal in alcoholic beverages, issued by the United States, any state, or by a political subdivision of a state authorized to issue permits or licenses, revoked within two years prior to the application date. The permits shall be for a duration of three consecutive days only and no more than twelve such permits may be issued to any one person within a single calendar year. Fees for the permits shall be as provided by regulation.
Agency discretion or Federal requirement?	The line item requests for expenditures reflect agency discretion.
Describe any budgetary peculiarities.	N/A
Is the Total Request amount for multiple years?	No.
Additional information or comments.	N/A
Provide the amount of any indirect costs.	The indirect costs associated with this service would include overhead for administration, licensing and auditing services, and information technology support. These indirect costs are located in all expenditure categories. All costs are funded with this fee and the other Fees and Self-Generated sources.
Any indirect costs funded with other MOF?	No.
Objectives and indicators in the Operational Plan.	All objectives and indicators in the Operational Plan are funded in part by this fee.
Additional information or comments.	N/A

Form 33960 — 440 - ATC BR-6 SG SP EVNT PRMT PROF C

Expenditures	Existing Operating Budget as of 10/01/2024			FY2025-2026 Total Request			FY2026-2027 Projected		
	Means of Financing	In-Kind Match	Cash Match	Means of Financing	In-Kind Match	Cash Match	Means of Financing	In-Kind Match	Cash Match
Salaries	11,300	—	—	16,739	—	—	16,739	—	—
Other Compensation	846	—	—	525	—	—	525	—	—
Related Benefits	6,456	—	—	9,494	—	—	9,494	—	—
TOTAL PERSONAL SERVICES	\$18,602	—	—	\$26,758	—	—	\$26,758	—	—
Travel	308	—	—	419	—	—	419	—	—
Operating Services	547	—	—	760	—	—	760	—	—
Supplies	341	—	—	638	—	—	638	—	—
TOTAL OPERATING EXPENSES	\$1,196	—	—	\$1,817	—	—	\$1,817	—	—
PROFESSIONAL SERVICES	\$1,336	—	—	\$1,392	—	—	\$1,392	—	—
Other Charges	1,426	—	—	1,453	—	—	1,453	—	—
Debt Service	—	—	—	—	—	—	—	—	—
Interagency Transfers	2,523	—	—	2,614	—	—	2,614	—	—
TOTAL OTHER CHARGES	\$3,949	—	—	\$4,067	—	—	\$4,067	—	—
Acquisitions	109	—	—	6,769	—	—	6,769	—	—
Major Repairs	—	—	—	—	—	—	—	—	—
TOTAL ACQ. & MAJOR REPAIRS	\$109	—	—	\$6,769	—	—	\$6,769	—	—
TOTAL EXPENDITURES	\$25,192	—	—	\$40,803	—	—	\$40,803	—	—

Form 33960 — 440 - ATC BR-6 SG SP EVNT PRMT PROF C

Question	Narrative Response
State the purpose, source and legal citation.	Revenue received from Special Event Type C Permit Profit is used to support the entire program operations. Per R.S. 26:793 (A) (1), the commissioner may provide by regulation for the issuance of three-day retail permits to sell, offer for sale, or serve alcoholic beverages at fairs, festivals, civic and fraternal and religious events, Mardi Gras events, and nonprofit functions if the applicant, or any agent, member, officer, or representative thereof, has not had a license or permit to sell or deal in alcoholic beverages, issued by the United States, any state, or by a political subdivision of a state authorized to issue permits or licenses, revoked within two years prior to the application date. The permits shall be for a duration of three consecutive days only and no more than twelve such permits may be issued to any one person within a single calendar year. Fees for the permits shall be as provided by regulation.
Agency discretion or Federal requirement?	The line item requests for expenditures reflect agency discretion.
Describe any budgetary peculiarities.	N/A
Is the Total Request amount for multiple years?	No.
Additional information or comments.	N/A
Provide the amount of any indirect costs.	The indirect costs associated with this service would include overhead for administration, licensing and auditing services, and information technology support. These indirect costs are located in all expenditure categories. All costs are funded with this fee and the other Fees and Self-Generated sources.
Any indirect costs funded with other MOF?	No.
Objectives and indicators in the Operational Plan.	All objectives and indicators in the Operational Plan are funded in part by this fee.
Additional information or comments.	N/A

Form 33961 — 440 - ATC BR-6 SG LIQUOR GROSS SALES FEE

Expenditures	Existing Operating Budget as of 10/01/2024			FY2025-2026 Total Request			FY2026-2027 Projected		
	Means of Financing	In-Kind Match	Cash Match	Means of Financing	In-Kind Match	Cash Match	Means of Financing	In-Kind Match	Cash Match
Salaries	129,669	—	—	186,342	—	—	186,342	—	—
Other Compensation	9,704	—	—	5,841	—	—	5,841	—	—
Related Benefits	74,084	—	—	105,685	—	—	105,685	—	—
TOTAL PERSONAL SERVICES	\$213,457	—	—	\$297,868	—	—	\$297,868	—	—
Travel	3,535	—	—	4,665	—	—	4,665	—	—
Operating Services	6,275	—	—	8,460	—	—	8,460	—	—
Supplies	3,918	—	—	7,107	—	—	7,107	—	—
TOTAL OPERATING EXPENSES	\$13,728	—	—	\$20,232	—	—	\$20,232	—	—
PROFESSIONAL SERVICES	\$15,331	—	—	\$15,498	—	—	\$15,498	—	—
Other Charges	16,359	—	—	16,175	—	—	16,175	—	—
Debt Service	—	—	—	—	—	—	—	—	—
Interagency Transfers	28,957	—	—	29,100	—	—	29,100	—	—
TOTAL OTHER CHARGES	\$45,316	—	—	\$45,275	—	—	\$45,275	—	—
Acquisitions	1,246	—	—	75,354	—	—	75,354	—	—
Major Repairs	—	—	—	—	—	—	—	—	—
TOTAL ACQ. & MAJOR REPAIRS	\$1,246	—	—	\$75,354	—	—	\$75,354	—	—
TOTAL EXPENDITURES	\$289,078	—	—	\$454,227	—	—	\$454,227	—	—

Form 33961 — 440 - ATC BR-6 SG LIQUOR GROSS SALES FEE

Question	Narrative Response
State the purpose, source and legal citation.	Revenue received from Liquor Gross Sales Fee is used to support the entire program operations. Per R.S. 26:71A (1) (f), a fee of one hundred dollars for each one hundred thousand dollars of gross retail liquor sales, after the first one hundred thousand dollars of gross retail liquor sales, shall be levied according to the schedule below which shall be in addition to those fees enumerated in Subparagraphs (a) and (b) of this Paragraph. Refer to statute for the schedule.
Agency discretion or Federal requirement?	The line item requests for expenditures reflect agency discretion.
Describe any budgetary peculiarities.	N/A
Is the Total Request amount for multiple years?	No.
Additional information or comments.	N/A
Provide the amount of any indirect costs.	The indirect costs associated with this service would include overhead for administration, licensing and auditing services, and information technology support. These indirect costs are located in all expenditure categories. All costs are funded with this fee and the other Fees and Self-Generated sources.
Any indirect costs funded with other MOF?	No.
Objectives and indicators in the Operational Plan.	All objectives and indicators in the Operational Plan are funded in part by this fee.
Additional information or comments.	N/A

Form 33965 — 440 - ATC BR-6 SG CATERER & PENALTIES

Expenditures	Existing Operating Budget as of 10/01/2024			FY2025-2026 Total Request			FY2026-2027 Projected		
	Means of Financing	In-Kind Match	Cash Match	Means of Financing	In-Kind Match	Cash Match	Means of Financing	In-Kind Match	Cash Match
Salaries	10,559	—	—	15,312	—	—	15,312	—	—
Other Compensation	790	—	—	480	—	—	480	—	—
Related Benefits	6,032	—	—	8,684	—	—	8,684	—	—
TOTAL PERSONAL SERVICES	\$17,381	—	—	\$24,476	—	—	\$24,476	—	—
Travel	288	—	—	383	—	—	383	—	—
Operating Services	511	—	—	695	—	—	695	—	—
Supplies	319	—	—	584	—	—	584	—	—
TOTAL OPERATING EXPENSES	\$1,118	—	—	\$1,662	—	—	\$1,662	—	—
PROFESSIONAL SERVICES	\$1,248	—	—	\$1,274	—	—	\$1,274	—	—
Other Charges	1,332	—	—	1,329	—	—	1,329	—	—
Debt Service	—	—	—	—	—	—	—	—	—
Interagency Transfers	2,358	—	—	2,391	—	—	2,391	—	—
TOTAL OTHER CHARGES	\$3,690	—	—	\$3,720	—	—	\$3,720	—	—
Acquisitions	101	—	—	6,192	—	—	6,192	—	—
Major Repairs	—	—	—	—	—	—	—	—	—
TOTAL ACQ. & MAJOR REPAIRS	\$101	—	—	\$6,192	—	—	\$6,192	—	—
TOTAL EXPENDITURES	\$23,538	—	—	\$37,324	—	—	\$37,324	—	—

Form 33965 — 440 - ATC BR-6 SG CATERER & PENALTIES

Question	Narrative Response
State the purpose, source and legal citation.	Revenue received from Caterer and Penalties is used to support the entire program operations. Per R.S. 26:793 (A) (3), the commissioner shall also provide by rule and regulation for the definition and issuance of a Class A-Caterers Permit for any person who does not otherwise qualify for a retail dealers permit pursuant to the provisions of R.S. 26:71.1 or R.S. 26:271.2. Any person holding a Class A-Caterers Permit shall not be authorized to sell alcoholic beverages to any wholesale or retail dealer licensed in accordance with this Title. The fees for a Class A-Caterers permit shall not exceed the fees for a Class A-Restaurant Permit set forth in R.S. 26:71 (A).
Agency discretion or Federal requirement?	The line item requests for expenditures reflect agency discretion.
Describe any budgetary peculiarities.	N/A
Is the Total Request amount for multiple years?	No.
Additional information or comments.	N/A
Provide the amount of any indirect costs.	The indirect costs associated with this service would include overhead for administration, licensing and auditing services, and information technology support. These indirect costs are located in all expenditure categories. All costs are funded with this fee and the other Fees and Self-Generated sources.
Any indirect costs funded with other MOF?	No.
Objectives and indicators in the Operational Plan.	All objectives and indicators in the Operational Plan are funded in part by this fee.
Additional information or comments.	N/A

Form 33966 — 440 - ATC BR-6 SG CATERER INDEPENDENT CONCES

Expenditures	Existing Operating Budget as of 10/01/2024			FY2025-2026 Total Request			FY2026-2027 Projected		
	Means of Financing	In-Kind Match	Cash Match	Means of Financing	In-Kind Match	Cash Match	Means of Financing	In-Kind Match	Cash Match
Salaries	408	—	—	779	—	—	779	—	—
Other Compensation	31	—	—	24	—	—	24	—	—
Related Benefits	233	—	—	442	—	—	442	—	—
TOTAL PERSONAL SERVICES	\$672	—	—	\$1,245	—	—	\$1,245	—	—
Travel	11	—	—	19	—	—	19	—	—
Operating Services	20	—	—	35	—	—	35	—	—
Supplies	12	—	—	30	—	—	30	—	—
TOTAL OPERATING EXPENSES	\$43	—	—	\$84	—	—	\$84	—	—
PROFESSIONAL SERVICES	\$48	—	—	\$65	—	—	\$65	—	—
Other Charges	51	—	—	68	—	—	68	—	—
Debt Service	—	—	—	—	—	—	—	—	—
Interagency Transfers	91	—	—	122	—	—	122	—	—
TOTAL OTHER CHARGES	\$142	—	—	\$190	—	—	\$190	—	—
Acquisitions	4	—	—	315	—	—	315	—	—
Major Repairs	—	—	—	—	—	—	—	—	—
TOTAL ACQ. & MAJOR REPAIRS	\$4	—	—	\$315	—	—	\$315	—	—
TOTAL EXPENDITURES	\$909	—	—	\$1,899	—	—	\$1,899	—	—

Form 33966 — 440 - ATC BR-6 SG CATERER INDEPENDENT CONCES

Question	Narrative Response
State the purpose, source and legal citation.	Revenue received from Caterer Independent Concessionaire Permit is used to support the entire program operations. Per R.S. 26:793 (A) (3), the commissioner shall also provide by rule and regulation for the definition and issuance of a Class A-Caterers Permit for any person who does not otherwise qualify for a retail dealers permit pursuant to the provisions of R.S. 26:71.1 or R.S. 26:271.2. Any person holding a Class A-Caterers Permit shall not be authorized to sell alcoholic beverages to any wholesale or retail dealer licensed in accordance with this Title. The fees for a Class A-Caterers permit shall not exceed the fees for a Class A-Restaurant Permit set forth in R.S. 26:71 (A).
Agency discretion or Federal requirement?	The line item requests for expenditures reflect agency discretion.
Describe any budgetary peculiarities.	N/A
Is the Total Request amount for multiple years?	No.
Additional information or comments.	N/A
Provide the amount of any indirect costs.	The indirect costs associated with this service would include overhead for administration, licensing and auditing services, and information technology support. These indirect costs are located in all expenditure categories. All costs are funded with this fee and the other Fees and Self-Generated sources.
Any indirect costs funded with other MOF?	No.
Objectives and indicators in the Operational Plan.	All objectives and indicators in the Operational Plan are funded in part by this fee.
Additional information or comments.	N/A

Form 33968 — 440 - ATC BR-6 SG DUP PERMIT FEE

Expenditures	Existing Operating Budget as of 10/01/2024			FY2025-2026 Total Request			FY2026-2027 Projected		
	Means of Financing	In-Kind Match	Cash Match	Means of Financing	In-Kind Match	Cash Match	Means of Financing	In-Kind Match	Cash Match
Salaries	185	—	—	156	—	—	156	—	—
Other Compensation	14	—	—	5	—	—	5	—	—
Related Benefits	106	—	—	88	—	—	88	—	—
TOTAL PERSONAL SERVICES	\$305	—	—	\$249	—	—	\$249	—	—
Travel	5	—	—	4	—	—	4	—	—
Operating Services	9	—	—	7	—	—	7	—	—
Supplies	6	—	—	6	—	—	6	—	—
TOTAL OPERATING EXPENSES	\$20	—	—	\$17	—	—	\$17	—	—
PROFESSIONAL SERVICES	\$22	—	—	\$13	—	—	\$13	—	—
Other Charges	23	—	—	14	—	—	14	—	—
Debt Service	—	—	—	—	—	—	—	—	—
Interagency Transfers	41	—	—	24	—	—	24	—	—
TOTAL OTHER CHARGES	\$64	—	—	\$38	—	—	\$38	—	—
Acquisitions	2	—	—	63	—	—	63	—	—
Major Repairs	—	—	—	—	—	—	—	—	—
TOTAL ACQ. & MAJOR REPAIRS	\$2	—	—	\$63	—	—	\$63	—	—
TOTAL EXPENDITURES	\$413	—	—	\$380	—	—	\$380	—	—

Form 33968 — 440 - ATC BR-6 SG DUP PERMIT FEE

Question	Narrative Response
State the purpose, source and legal citation.	Revenue received from Duplicate Permit Fees is used to support the entire program operations. Per R.S. 26:73 (F) (1), all applications shall be accompanied by an administrative fee, which shall be remitted to the commissioner as follows: For administrative fees for annual new or renewal of permit - twenty-five dollars.
Agency discretion or Federal requirement?	The line item requests for expenditures reflect agency discretion.
Describe any budgetary peculiarities.	N/A
Is the Total Request amount for multiple years?	No.
Additional information or comments.	N/A
Provide the amount of any indirect costs.	The indirect costs associated with this service would include overhead for administration, licensing and auditing services, and information technology support. These indirect costs are located in all expenditure categories. All costs are funded with this fee and the other Fees and Self-Generated sources.
Any indirect costs funded with other MOF?	No.
Objectives and indicators in the Operational Plan.	All objectives and indicators in the Operational Plan are funded in part by this fee.
Additional information or comments.	N/A

Form 33969 — 440 - ATC BR-6 SG MICRO BRGW ENF

Expenditures	Existing Operating Budget as of 10/01/2024			FY2025-2026 Total Request			FY2026-2027 Projected		
	Means of Financing	In-Kind Match	Cash Match	Means of Financing	In-Kind Match	Cash Match	Means of Financing	In-Kind Match	Cash Match
Salaries	2,408	—	—	3,893	—	—	3,893	—	—
Other Compensation	180	—	—	122	—	—	122	—	—
Related Benefits	1,376	—	—	2,208	—	—	2,208	—	—
TOTAL PERSONAL SERVICES	\$3,964	—	—	\$6,223	—	—	\$6,223	—	—
Travel	66	—	—	97	—	—	97	—	—
Operating Services	117	—	—	177	—	—	177	—	—
Supplies	73	—	—	148	—	—	148	—	—
TOTAL OPERATING EXPENSES	\$256	—	—	\$422	—	—	\$422	—	—
PROFESSIONAL SERVICES	\$285	—	—	\$324	—	—	\$324	—	—
Other Charges	304	—	—	338	—	—	338	—	—
Debt Service	—	—	—	—	—	—	—	—	—
Interagency Transfers	538	—	—	608	—	—	608	—	—
TOTAL OTHER CHARGES	\$842	—	—	\$946	—	—	\$946	—	—
Acquisitions	23	—	—	1,574	—	—	1,574	—	—
Major Repairs	—	—	—	—	—	—	—	—	—
TOTAL ACQ. & MAJOR REPAIRS	\$23	—	—	\$1,574	—	—	\$1,574	—	—
TOTAL EXPENDITURES	\$5,370	—	—	\$9,489	—	—	\$9,489	—	—

Form 33969 — 440 - ATC BR-6 SG MICRO BRGW ENF

Question	Narrative Response
State the purpose, source and legal citation.	Revenue received from Micro Brewery Permits is used to support the entire program operations. Per R.S 26:271 (5), microbrewer, which authorizes the holder of a Retailers, Class A permit to engage in the brewing of beer and other malt beverages at a single location in an amount not to exceed twelve thousand five hundred barrels, and which further authorizes the sale at retail of such brewed beverages from that location - one thousand dollars.
Agency discretion or Federal requirement?	The line item requests for expenditures reflect agency discretion.
Describe any budgetary peculiarities.	N/A
Is the Total Request amount for multiple years?	No.
Additional information or comments.	N/A
Provide the amount of any indirect costs.	The indirect costs associated with this service would include overhead for administration, licensing and auditing services, and information technology support. These indirect costs are located in all expenditure categories. All costs are funded with this fee and the other Fees and Self-Generated sources.
Any indirect costs funded with other MOF?	No.
Objectives and indicators in the Operational Plan.	All objectives and indicators in the Operational Plan are funded in part by this fee.
Additional information or comments.	N/A

Form 33970 — 440 - ATC BR-6 SG VIOLATION FINE

Expenditures	Existing Operating Budget as of 10/01/2024			FY2025-2026 Total Request			FY2026-2027 Projected		
	Means of Financing	In-Kind Match	Cash Match	Means of Financing	In-Kind Match	Cash Match	Means of Financing	In-Kind Match	Cash Match
Salaries	259,338	—	—	368,830	—	—	368,830	—	—
Other Compensation	19,408	—	—	11,561	—	—	11,561	—	—
Related Benefits	148,168	—	—	209,183	—	—	209,183	—	—
TOTAL PERSONAL SERVICES	\$426,914	—	—	\$589,574	—	—	\$589,574	—	—
Travel	7,070	—	—	9,233	—	—	9,233	—	—
Operating Services	12,550	—	—	16,746	—	—	16,746	—	—
Supplies	7,837	—	—	14,068	—	—	14,068	—	—
TOTAL OPERATING EXPENSES	\$27,457	—	—	\$40,047	—	—	\$40,047	—	—
PROFESSIONAL SERVICES	\$30,662	—	—	\$30,676	—	—	\$30,676	—	—
Other Charges	32,718	—	—	32,015	—	—	32,015	—	—
Debt Service	—	—	—	—	—	—	—	—	—
Interagency Transfers	57,914	—	—	57,598	—	—	57,598	—	—
TOTAL OTHER CHARGES	\$90,632	—	—	\$89,613	—	—	\$89,613	—	—
Acquisitions	2,492	—	—	149,149	—	—	149,149	—	—
Major Repairs	—	—	—	—	—	—	—	—	—
TOTAL ACQ. & MAJOR REPAIRS	\$2,492	—	—	\$149,149	—	—	\$149,149	—	—
TOTAL EXPENDITURES	\$578,157	—	—	\$899,059	—	—	\$899,059	—	—

Form 33970 — 440 - ATC BR-6 SG VIOLATION FINE

Question	Narrative Response
State the purpose, source and legal citation.	Revenue received from Violation Fines is used to support the entire program operations. Per R.S.26:96 (A) (1), notwithstanding any other provision of this Chapter to the contrary, the commissioner may, in lieu of or in addition to revocation or suspension of a permit issued under the authority of this Chapter, impose the following schedule of fines to be paid into the state treasury for: (a) A first offense, not less than fifty dollars but not more than five hundred dollars. (b) A second offense that occurs within three years of the first offense, not less than two hundred fifty dollars but not more than one thousand dollars. (c) A third offense that occurs within three years of the first offense, not less than five hundred dollars but not more than two thousand five hundred dollars.
Agency discretion or Federal requirement?	The line item requests for expenditures reflect agency discretion.
Describe any budgetary peculiarities.	N/A
Is the Total Request amount for multiple years?	No.
Additional information or comments.	N/A
Provide the amount of any indirect costs.	The indirect costs associated with this service would include overhead for administration, licensing and auditing services, and information technology support. These indirect costs are located in all expenditure categories. All costs are funded with this fee and the other Fees and Self-Generated sources.
Any indirect costs funded with other MOF?	No.
Objectives and indicators in the Operational Plan.	All objectives and indicators in the Operational Plan are funded in part by this fee.
Additional information or comments.	N/A

Form 33971 — 440 - ATC BR-6 SG POSTER FEE

Expenditures	Existing Operating Budget as of 10/01/2024			FY2025-2026 Total Request			FY2026-2027 Projected		
	Means of Financing	In-Kind Match	Cash Match	Means of Financing	In-Kind Match	Cash Match	Means of Financing	In-Kind Match	Cash Match
Salaries	31,121	—	—	43,860	—	—	43,860	—	—
Other Compensation	2,329	—	—	1,375	—	—	1,375	—	—
Related Benefits	17,780	—	—	24,876	—	—	24,876	—	—
TOTAL PERSONAL SERVICES	\$51,230	—	—	\$70,111	—	—	\$70,111	—	—
Travel	848	—	—	1,098	—	—	1,098	—	—
Operating Services	1,506	—	—	1,991	—	—	1,991	—	—
Supplies	940	—	—	1,673	—	—	1,673	—	—
TOTAL OPERATING EXPENSES	\$3,294	—	—	\$4,762	—	—	\$4,762	—	—
PROFESSIONAL SERVICES	\$3,679	—	—	\$3,648	—	—	\$3,648	—	—
Other Charges	3,926	—	—	3,807	—	—	3,807	—	—
Debt Service	—	—	—	—	—	—	—	—	—
Interagency Transfers	6,950	—	—	6,849	—	—	6,849	—	—
TOTAL OTHER CHARGES	\$10,876	—	—	\$10,656	—	—	\$10,656	—	—
Acquisitions	299	—	—	17,736	—	—	17,736	—	—
Major Repairs	—	—	—	—	—	—	—	—	—
TOTAL ACQ. & MAJOR REPAIRS	\$299	—	—	\$17,736	—	—	\$17,736	—	—
TOTAL EXPENDITURES	\$69,378	—	—	\$106,913	—	—	\$106,913	—	—

Form 33971 — 440 - ATC BR-6 SG POSTER FEE

Question	Narrative Response
State the purpose, source and legal citation.	Revenue received from Notice of Intent Posters is used to support the entire program operations. Per R.S. 26:77 (C), in addition to publishing the notice required by Subsections A and B of this Section, each new applicant shall pay a notice of intent fee in the amount of fifty dollars to the office of alcohol and tobacco control. The office will furnish a 'Notice of Intent' poster to each person who pays a notice of intent fee. Except in East Baton Rouge Parish, no other local or state notice of intent fee shall be required or assessed.
Agency discretion or Federal requirement?	The line item requests for expenditures reflect agency discretion.
Describe any budgetary peculiarities.	N/A
Is the Total Request amount for multiple years?	No.
Additional information or comments.	N/A
Provide the amount of any indirect costs.	The indirect costs associated with this service would include overhead for administration, licensing and auditing services, and information technology support. These indirect costs are located in all expenditure categories. All costs are funded with this fee and the other Fees and Self-Generated sources.
Any indirect costs funded with other MOF?	No.
Objectives and indicators in the Operational Plan.	All objectives and indicators in the Operational Plan are funded in part by this fee.
Additional information or comments.	N/A

Form 33972 — 440 - ATC BR-6 SG RESPONSIBLE VENDOR PROGRAM

Expenditures	Existing Operating Budget as of 10/01/2024			FY2025-2026 Total Request			FY2026-2027 Projected		
	Means of Financing	In-Kind Match	Cash Match	Means of Financing	In-Kind Match	Cash Match	Means of Financing	In-Kind Match	Cash Match
Salaries	59,277	—	—	85,904	—	—	85,904	—	—
Other Compensation	4,436	—	—	2,693	—	—	2,693	—	—
Related Benefits	33,867	—	—	48,721	—	—	48,721	—	—
TOTAL PERSONAL SERVICES	\$97,580	—	—	\$137,318	—	—	\$137,318	—	—
Travel	1,616	—	—	2,150	—	—	2,150	—	—
Operating Services	2,869	—	—	3,900	—	—	3,900	—	—
Supplies	1,791	—	—	3,276	—	—	3,276	—	—
TOTAL OPERATING EXPENSES	\$6,276	—	—	\$9,326	—	—	\$9,326	—	—
PROFESSIONAL SERVICES	\$7,009	—	—	\$7,145	—	—	\$7,145	—	—
Other Charges	7,478	—	—	7,457	—	—	7,457	—	—
Debt Service	—	—	—	—	—	—	—	—	—
Interagency Transfers	13,237	—	—	13,415	—	—	13,415	—	—
TOTAL OTHER CHARGES	\$20,715	—	—	\$20,872	—	—	\$20,872	—	—
Acquisitions	570	—	—	34,738	—	—	34,738	—	—
Major Repairs	—	—	—	—	—	—	—	—	—
TOTAL ACQ. & MAJOR REPAIRS	\$570	—	—	\$34,738	—	—	\$34,738	—	—
TOTAL EXPENDITURES	\$132,150	—	—	\$209,399	—	—	\$209,399	—	—

Form 33972 — 440 - ATC BR-6 SG RESPONSIBLE VENDOR PROGRAM

Question	Narrative Response
State the purpose, source and legal citation.	Revenue received from the Responsible Vendor is used to support the entire program operations. Per R.S. 26:933-935, the program administrator shall approve a Louisiana Responsible Vendor Program, hereafter referred to as 'the program', designed to educate vendors and their employees and customers about selling, serving, and consuming alcoholic beverages in a responsible manner and selling and serving tobacco products.
Agency discretion or Federal requirement?	The line item requests for expenditures reflect agency discretion.
Describe any budgetary peculiarities.	N/A
Is the Total Request amount for multiple years?	No.
Additional information or comments.	N/A
Provide the amount of any indirect costs.	The indirect costs associated with this service would include overhead for administration, licensing and auditing services, and information technology support. These indirect costs are located in all expenditure categories. All costs are funded with this fee and the other Fees and Self-Generated sources.
Any indirect costs funded with other MOF?	No.
Objectives and indicators in the Operational Plan.	All objectives and indicators in the Operational Plan are funded in part by this fee.
Additional information or comments.	N/A

Form 33974 — 440 - ATC BR-6 SG MISC INCOME

Expenditures	Existing Operating Budget as of 10/01/2024			FY2025-2026 Total Request			FY2026-2027 Projected		
	Means of Financing	In-Kind Match	Cash Match	Means of Financing	In-Kind Match	Cash Match	Means of Financing	In-Kind Match	Cash Match
Salaries	2,630,428	—	—	3,815,076	—	—	3,815,076	—	—
Other Compensation	196,849	—	—	119,587	—	—	119,587	—	—
Related Benefits	1,502,848	—	—	2,163,735	—	—	2,163,735	—	—
TOTAL PERSONAL SERVICES	\$4,330,125	—	—	\$6,098,398	—	—	\$6,098,398	—	—
Travel	71,713	—	—	95,507	—	—	95,507	—	—
Operating Services	127,290	—	—	173,213	—	—	173,213	—	—
Supplies	79,483	—	—	145,511	—	—	145,511	—	—
TOTAL OPERATING EXPENSES	\$278,486	—	—	\$414,231	—	—	\$414,231	—	—
PROFESSIONAL SERVICES	\$311,006	—	—	\$317,308	—	—	\$317,308	—	—
Other Charges	331,852	—	—	331,155	—	—	331,155	—	—
Debt Service	—	—	—	—	—	—	—	—	—
Interagency Transfers	587,417	—	—	595,781	—	—	595,781	—	—
TOTAL OTHER CHARGES	\$919,269	—	—	\$926,936	—	—	\$926,936	—	—
Acquisitions	25,279	—	—	1,542,759	—	—	1,542,759	—	—
Major Repairs	—	—	—	—	—	—	—	—	—
TOTAL ACQ. & MAJOR REPAIRS	\$25,279	—	—	\$1,542,759	—	—	\$1,542,759	—	—
TOTAL EXPENDITURES	\$5,864,165	—	—	\$9,299,632	—	—	\$9,299,632	—	—

Form 33974 — 440 - ATC BR-6 SG MISC INCOME

Question	Narrative Response
State the purpose, source and legal citation.	Revenue received from Miscellaneous Income is used to support the entire program operations. Per R.S. 26:73 (F), all applications shall be accompanied by an administrative fee, which shall be remitted to the office of alcohol and tobacco control. The schedule is listed in the law.
Agency discretion or Federal requirement?	The line item requests for expenditures reflect agency discretion.
Describe any budgetary peculiarities.	N/A
Is the Total Request amount for multiple years?	No.
Additional information or comments.	N/A
Provide the amount of any indirect costs.	The indirect costs associated with this service would include overhead for administration, licensing and auditing services, and information technology support. These indirect costs are located in all expenditure categories. All costs are funded with this fee and the other Fees and Self-Generated sources.
Any indirect costs funded with other MOF?	No.
Objectives and indicators in the Operational Plan.	All objectives and indicators in the Operational Plan are funded in part by this fee.
Additional information or comments.	N/A

Form 33976 — 440 - ATC BR-6 SG TOB RETAIL DEAL PERMIT

Expenditures	Existing Operating Budget as of 10/01/2024			FY2025-2026 Total Request			FY2026-2027 Projected		
	Means of Financing	In-Kind Match	Cash Match	Means of Financing	In-Kind Match	Cash Match	Means of Financing	In-Kind Match	Cash Match
Salaries	7,410	—	—	10,641	—	—	10,641	—	—
Other Compensation	555	—	—	334	—	—	334	—	—
Related Benefits	4,233	—	—	6,035	—	—	6,035	—	—
TOTAL PERSONAL SERVICES	\$12,198	—	—	\$17,010	—	—	\$17,010	—	—
Travel	202	—	—	266	—	—	266	—	—
Operating Services	359	—	—	483	—	—	483	—	—
Supplies	224	—	—	406	—	—	406	—	—
TOTAL OPERATING EXPENSES	\$785	—	—	\$1,155	—	—	\$1,155	—	—
PROFESSIONAL SERVICES	\$876	—	—	\$885	—	—	\$885	—	—
Other Charges	935	—	—	924	—	—	924	—	—
Debt Service	—	—	—	—	—	—	—	—	—
Interagency Transfers	1,655	—	—	1,662	—	—	1,662	—	—
TOTAL OTHER CHARGES	\$2,590	—	—	\$2,586	—	—	\$2,586	—	—
Acquisitions	71	—	—	4,303	—	—	4,303	—	—
Major Repairs	—	—	—	—	—	—	—	—	—
TOTAL ACQ. & MAJOR REPAIRS	\$71	—	—	\$4,303	—	—	\$4,303	—	—
TOTAL EXPENDITURES	\$16,520	—	—	\$25,939	—	—	\$25,939	—	—

Form 33976 — 440 - ATC BR-6 SG TOB RETAIL DEAL PERMIT

Question	Narrative Response
State the purpose, source and legal citation.	Revenue received from Tobacco Retailer Dealer Permit is used to support the entire program operations. Per R.S 26:903 (1), the fees for each permit shall not exceed amounts provided for in the following schedule and in accordance with regulations promulgated pursuant to the provisions of the Administrative Procedure Act: (1) Retail dealer permit - \$25.00 per year or any portion thereof.
Agency discretion or Federal requirement?	The line item requests for expenditures reflect agency discretion.
Describe any budgetary peculiarities.	N/A
Is the Total Request amount for multiple years?	No.
Additional information or comments.	N/A
Provide the amount of any indirect costs.	The indirect costs associated with this service would include overhead for administration, licensing and auditing services, and information technology support. These indirect costs are located in all expenditure categories. All costs are funded with this fee and the other Fees and Self-Generated sources.
Any indirect costs funded with other MOF?	No.
Objectives and indicators in the Operational Plan.	All objectives and indicators in the Operational Plan are funded in part by this fee.
Additional information or comments.	N/A

Form 33977 — 440 - ATC BR-6 SG TOB VEND MACHINE PERMIT

Expenditures	Existing Operating Budget as of 10/01/2024			FY2025-2026 Total Request			FY2026-2027 Projected		
	Means of Financing	In-Kind Match	Cash Match	Means of Financing	In-Kind Match	Cash Match	Means of Financing	In-Kind Match	Cash Match
Salaries	185	—	—	286	—	—	286	—	—
Other Compensation	14	—	—	9	—	—	9	—	—
Related Benefits	106	—	—	162	—	—	162	—	—
TOTAL PERSONAL SERVICES	\$305	—	—	\$457	—	—	\$457	—	—
Travel	5	—	—	7	—	—	7	—	—
Operating Services	9	—	—	13	—	—	13	—	—
Supplies	6	—	—	11	—	—	11	—	—
TOTAL OPERATING EXPENSES	\$20	—	—	\$31	—	—	\$31	—	—
PROFESSIONAL SERVICES	\$22	—	—	\$24	—	—	\$24	—	—
Other Charges	23	—	—	25	—	—	25	—	—
Debt Service	—	—	—	—	—	—	—	—	—
Interagency Transfers	41	—	—	45	—	—	45	—	—
TOTAL OTHER CHARGES	\$64	—	—	\$70	—	—	\$70	—	—
Acquisitions	2	—	—	115	—	—	115	—	—
Major Repairs	—	—	—	—	—	—	—	—	—
TOTAL ACQ. & MAJOR REPAIRS	\$2	—	—	\$115	—	—	\$115	—	—
TOTAL EXPENDITURES	\$413	—	—	\$697	—	—	\$697	—	—

Form 33977 — 440 - ATC BR-6 SG TOB VEND MACHINE PERMIT

Question	Narrative Response
State the purpose, source and legal citation.	Revenue received from Tobacco Vending Machine Permit is used to support the entire program operations. Per R.S.26:903 (3), the fees for each permit shall not exceed amounts provided for in the following schedule and in accordance with regulations promulgated pursuant to the provisions of the Administrative Procedure Act: (3) Vending machine - \$5.00 per machine per year or any portion thereof.
Agency discretion or Federal requirement?	The line item requests for expenditures reflect agency discretion.
Describe any budgetary peculiarities.	N/A
Is the Total Request amount for multiple years?	No.
Additional information or comments.	N/A
Provide the amount of any indirect costs.	The indirect costs associated with this service would include overhead for administration, licensing and auditing services, and information technology support. These indirect costs are located in all expenditure categories. All costs are funded with this fee and the other Fees and Self-Generated sources.
Any indirect costs funded with other MOF?	No.
Objectives and indicators in the Operational Plan.	All objectives and indicators in the Operational Plan are funded in part by this fee.
Additional information or comments.	N/A

Form 33978 — 440 - ATC BR-6 SG TOBACCO SPECIAL EVENT

Expenditures	Existing Operating Budget as of 10/01/2024			FY2025-2026 Total Request			FY2026-2027 Projected		
	Means of Financing	In-Kind Match	Cash Match	Means of Financing	In-Kind Match	Cash Match	Means of Financing	In-Kind Match	Cash Match
Salaries	111	—	—	182	—	—	182	—	—
Other Compensation	8	—	—	6	—	—	6	—	—
Related Benefits	64	—	—	103	—	—	103	—	—
TOTAL PERSONAL SERVICES	\$183	—	—	\$291	—	—	\$291	—	—
Travel	3	—	—	5	—	—	5	—	—
Operating Services	5	—	—	8	—	—	8	—	—
Supplies	3	—	—	7	—	—	7	—	—
TOTAL OPERATING EXPENSES	\$11	—	—	\$20	—	—	\$20	—	—
PROFESSIONAL SERVICES	\$13	—	—	\$15	—	—	\$15	—	—
Other Charges	14	—	—	16	—	—	16	—	—
Debt Service	—	—	—	—	—	—	—	—	—
Interagency Transfers	25	—	—	28	—	—	28	—	—
TOTAL OTHER CHARGES	\$39	—	—	\$44	—	—	\$44	—	—
Acquisitions	1	—	—	73	—	—	73	—	—
Major Repairs	—	—	—	—	—	—	—	—	—
TOTAL ACQ. & MAJOR REPAIRS	\$1	—	—	\$73	—	—	\$73	—	—
TOTAL EXPENDITURES	\$247	—	—	\$443	—	—	\$443	—	—

Form 33978 — 440 - ATC BR-6 SG TOBACCO SPECIAL EVENT

Question	Narrative Response
State the purpose, source and legal citation.	Revenue received from Tobacco Special Event is used to support the entire program operations. Per R.S. 26:923, the commissioner may provide by regulation for the issuance of three-day permits to sell tobacco products at fairs, festivals, civic and fraternal and religious events, Mardi Gras events, and nonprofit functions. The permits shall be for a duration of three consecutive days only and no more than twelve such permits may be issued to any one person within a single calendar year. Fees for the permits shall be as provided by regulation. The commissioner shall adopt rules and regulations in accordance with the Administrative Procedure Act to effectuate the purpose of this Section.
Agency discretion or Federal requirement?	The line item requests for expenditures reflect agency discretion.
Describe any budgetary peculiarities.	N/A
Is the Total Request amount for multiple years?	No.
Additional information or comments.	N/A
Provide the amount of any indirect costs.	The indirect costs associated with this service would include overhead for administration, licensing and auditing services, and information technology support. These indirect costs are located in all expenditure categories. All costs are funded with this fee and the other Fees and Self-Generated sources.
Any indirect costs funded with other MOF?	No.
Objectives and indicators in the Operational Plan.	All objectives and indicators in the Operational Plan are funded in part by this fee.
Additional information or comments.	N/A

Form 33980 — 440 - ATC BR-6 SG TOBACCONIST PERMIT

Expenditures	Existing Operating Budget as of 10/01/2024			FY2025-2026 Total Request			FY2026-2027 Projected		
	Means of Financing	In-Kind Match	Cash Match	Means of Financing	In-Kind Match	Cash Match	Means of Financing	In-Kind Match	Cash Match
Salaries	185	—	—	272	—	—	272	—	—
Other Compensation	14	—	—	9	—	—	9	—	—
Related Benefits	106	—	—	154	—	—	154	—	—
TOTAL PERSONAL SERVICES	\$305	—	—	\$435	—	—	\$435	—	—
Travel	5	—	—	7	—	—	7	—	—
Operating Services	9	—	—	12	—	—	12	—	—
Supplies	6	—	—	10	—	—	10	—	—
TOTAL OPERATING EXPENSES	\$20	—	—	\$29	—	—	\$29	—	—
PROFESSIONAL SERVICES	\$22	—	—	\$23	—	—	\$23	—	—
Other Charges	23	—	—	24	—	—	24	—	—
Debt Service	—	—	—	—	—	—	—	—	—
Interagency Transfers	41	—	—	43	—	—	43	—	—
TOTAL OTHER CHARGES	\$64	—	—	\$67	—	—	\$67	—	—
Acquisitions	2	—	—	110	—	—	110	—	—
Major Repairs	—	—	—	—	—	—	—	—	—
TOTAL ACQ. & MAJOR REPAIRS	\$2	—	—	\$110	—	—	\$110	—	—
TOTAL EXPENDITURES	\$413	—	—	\$664	—	—	\$664	—	—

Form 33980 — 440 - ATC BR-6 SG TOBACCONIST PERMIT

Question	Narrative Response
State the purpose, source and legal citation.	Revenue received from Tobacconist Permit is used to support the entire program operations. Per R.S. 26:903 (5), the fees for each permit shall not exceed amounts provided for in the following schedule and in accordance with regulations promulgated pursuant to the provisions of the Administrative Procedure Act: (5) Tobacconist - The commissioner of alcohol and tobacco control shall promulgate rules to issue a single permit for bona fide Louisiana tobacconists. Such single permit shall allow any bona fide Louisiana tobacconist to operate as a retail tobacco dealer and as a wholesale tobacco dealer. Any fee assessed for such single tobacconist permit shall be one hundred dollars.
Agency discretion or Federal requirement?	The line item requests for expenditures reflect agency discretion.
Describe any budgetary peculiarities.	N/A
Is the Total Request amount for multiple years?	No.
Additional information or comments.	N/A
Provide the amount of any indirect costs.	The indirect costs associated with this service would include overhead for administration, licensing and auditing services, and information technology support. These indirect costs are located in all expenditure categories. All costs are funded with this fee and the other Fees and Self-Generated sources.
Any indirect costs funded with other MOF?	No.
Objectives and indicators in the Operational Plan.	All objectives and indicators in the Operational Plan are funded in part by this fee.
Additional information or comments.	N/A

Form 33982 — 440 - ATC BR-6 SG TOBACCO RESPONSIBLE VENDOR

Expenditures	Existing Operating Budget as of 10/01/2024			FY2025-2026 Total Request			FY2026-2027 Projected		
	Means of Financing	In-Kind Match	Cash Match	Means of Financing	In-Kind Match	Cash Match	Means of Financing	In-Kind Match	Cash Match
Salaries	5,742	—	—	8,565	—	—	8,565	—	—
Other Compensation	430	—	—	268	—	—	268	—	—
Related Benefits	3,281	—	—	4,857	—	—	4,857	—	—
TOTAL PERSONAL SERVICES	\$9,453	—	—	\$13,690	—	—	\$13,690	—	—
Travel	157	—	—	214	—	—	214	—	—
Operating Services	278	—	—	389	—	—	389	—	—
Supplies	174	—	—	327	—	—	327	—	—
TOTAL OPERATING EXPENSES	\$609	—	—	\$930	—	—	\$930	—	—
PROFESSIONAL SERVICES	\$679	—	—	\$712	—	—	\$712	—	—
Other Charges	724	—	—	743	—	—	743	—	—
Debt Service	—	—	—	—	—	—	—	—	—
Interagency Transfers	1,282	—	—	1,337	—	—	1,337	—	—
TOTAL OTHER CHARGES	\$2,006	—	—	\$2,080	—	—	\$2,080	—	—
Acquisitions	55	—	—	3,463	—	—	3,463	—	—
Major Repairs	—	—	—	—	—	—	—	—	—
TOTAL ACQ. & MAJOR REPAIRS	\$55	—	—	\$3,463	—	—	\$3,463	—	—
TOTAL EXPENDITURES	\$12,802	—	—	\$20,875	—	—	\$20,875	—	—

Form 33982 — 440 - ATC BR-6 SG TOBACCO RESPONSIBLE VENDOR

Question	Narrative Response
State the purpose, source and legal citation.	Revenue received from Tobacco Responsible Vendor is used to support the entire program operations. Per R.S. 26:933-935, the program administrator shall approve a Louisiana Responsible Vendor Program, hereafter referred to as 'the program', designed to educate vendors and their employees and customers about selling, serving, and consuming alcoholic beverages in a responsible manner and selling and serving tobacco products.
Agency discretion or Federal requirement?	The line item requests for expenditures reflect agency discretion.
Describe any budgetary peculiarities.	N/A
Is the Total Request amount for multiple years?	No.
Additional information or comments.	N/A
Provide the amount of any indirect costs.	The indirect costs associated with this service would include overhead for administration, licensing and auditing services, and information technology support. These indirect costs are located in all expenditure categories. All costs are funded with this fee and the other Fees and Self-Generated sources.
Any indirect costs funded with other MOF?	No.
Objectives and indicators in the Operational Plan.	All objectives and indicators in the Operational Plan are funded in part by this fee.
Additional information or comments.	N/A

Form 33984 — 440 - ATC BR-6 SG OUT OF STATE RETAILERS

Expenditures	Existing Operating Budget as of 10/01/2024			FY2025-2026 Total Request			FY2026-2027 Projected		
	Means of Financing	In-Kind Match	Cash Match	Means of Financing	In-Kind Match	Cash Match	Means of Financing	In-Kind Match	Cash Match
Salaries	296	—	—	441	—	—	441	—	—
Other Compensation	22	—	—	14	—	—	14	—	—
Related Benefits	169	—	—	250	—	—	250	—	—
TOTAL PERSONAL SERVICES	\$487	—	—	\$705	—	—	\$705	—	—
Travel	8	—	—	11	—	—	11	—	—
Operating Services	14	—	—	20	—	—	20	—	—
Supplies	9	—	—	17	—	—	17	—	—
TOTAL OPERATING EXPENSES	\$31	—	—	\$48	—	—	\$48	—	—
PROFESSIONAL SERVICES	\$35	—	—	\$37	—	—	\$37	—	—
Other Charges	37	—	—	38	—	—	38	—	—
Debt Service	—	—	—	—	—	—	—	—	—
Interagency Transfers	66	—	—	69	—	—	69	—	—
TOTAL OTHER CHARGES	\$103	—	—	\$107	—	—	\$107	—	—
Acquisitions	3	—	—	178	—	—	178	—	—
Major Repairs	—	—	—	—	—	—	—	—	—
TOTAL ACQ. & MAJOR REPAIRS	\$3	—	—	\$178	—	—	\$178	—	—
TOTAL EXPENDITURES	\$659	—	—	\$1,075	—	—	\$1,075	—	—

Form 33984 — 440 - ATC BR-6 SG OUT OF STATE RETAILERS

Question	Narrative Response
State the purpose, source and legal citation.	Revenue received from Out of State Retailers is used to support the entire program operations. Per R.S. 26:359, any retailer, domiciled outside of Louisiana, of sparkling wine or still wine engaging in the direct shipment of such beverages under the provisions of this Section shall make an annual application to the secretary of the Department of Revenue for the authority to make such shipments and shall pay an annual fee of one thousand dollars to the Department of Revenue prior to selling or shipping any sparkling wine or still wine into the state of Louisiana.
Agency discretion or Federal requirement?	The line item requests for expenditures reflect agency discretion.
Describe any budgetary peculiarities.	N/A
Is the Total Request amount for multiple years?	No.
Additional information or comments.	N/A
Provide the amount of any indirect costs.	The indirect costs associated with this service would include overhead for administration, licensing and auditing services, and information technology support. These indirect costs are located in all expenditure categories. All costs are funded with this fee and the other Fees and Self-Generated sources.
Any indirect costs funded with other MOF?	No.
Objectives and indicators in the Operational Plan.	All objectives and indicators in the Operational Plan are funded in part by this fee.
Additional information or comments.	N/A

Form 33985 — 440 - ATC BR-6 SG OUT OF STATE MFG WINE PRODUCERS

Expenditures	Existing Operating Budget as of 10/01/2024			FY2025-2026 Total Request			FY2026-2027 Projected		
	Means of Financing	In-Kind Match	Cash Match	Means of Financing	In-Kind Match	Cash Match	Means of Financing	In-Kind Match	Cash Match
Salaries	1,667	—	—	2,543	—	—	2,543	—	—
Other Compensation	125	—	—	80	—	—	80	—	—
Related Benefits	953	—	—	1,443	—	—	1,443	—	—
TOTAL PERSONAL SERVICES	\$2,745	—	—	\$4,066	—	—	\$4,066	—	—
Travel	45	—	—	64	—	—	64	—	—
Operating Services	81	—	—	115	—	—	115	—	—
Supplies	50	—	—	97	—	—	97	—	—
TOTAL OPERATING EXPENSES	\$176	—	—	\$276	—	—	\$276	—	—
PROFESSIONAL SERVICES	\$197	—	—	\$212	—	—	\$212	—	—
Other Charges	210	—	—	221	—	—	221	—	—
Debt Service	—	—	—	—	—	—	—	—	—
Interagency Transfers	372	—	—	397	—	—	397	—	—
TOTAL OTHER CHARGES	\$582	—	—	\$618	—	—	\$618	—	—
Acquisitions	16	—	—	1,029	—	—	1,029	—	—
Major Repairs	—	—	—	—	—	—	—	—	—
TOTAL ACQ. & MAJOR REPAIRS	\$16	—	—	\$1,029	—	—	\$1,029	—	—
TOTAL EXPENDITURES	\$3,716	—	—	\$6,201	—	—	\$6,201	—	—

Form 33985 — 440 - ATC BR-6 SG OUT OF STATE MFG WINE PRODUCERS

Question	Narrative Response
State the purpose, source and legal citation.	Revenue received from Out of State Manufacturers/Wine Producers is used to support the entire program operations. Per R.S. 26:71 (a) (1) (b), out-of-state manufacturers and suppliers who do not maintain an establishment in the state. Manufacturers and suppliers who sell less than one thousand cases of their product in the state - two hundred dollars. All other out-of-state manufacturers and suppliers - one thousand dollars.
Agency discretion or Federal requirement?	The line item requests for expenditures reflect agency discretion.
Describe any budgetary peculiarities.	N/A
Is the Total Request amount for multiple years?	No.
Additional information or comments.	N/A
Provide the amount of any indirect costs.	The indirect costs associated with this service would include overhead for administration, licensing and auditing services, and information technology support. These indirect costs are located in all expenditure categories. All costs are funded with this fee and the other Fees and Self-Generated sources.
Any indirect costs funded with other MOF?	No.
Objectives and indicators in the Operational Plan.	All objectives and indicators in the Operational Plan are funded in part by this fee.
Additional information or comments.	N/A

Form 33987 — 440 - ATC BR-6 SG OUT OF STATE MFG WINE PROD RENEWAL

Expenditures	Existing Operating Budget as of 10/01/2024			FY2025-2026 Total Request			FY2026-2027 Projected		
	Means of Financing	In-Kind Match	Cash Match	Means of Financing	In-Kind Match	Cash Match	Means of Financing	In-Kind Match	Cash Match
Salaries	556	—	—	882	—	—	882	—	—
Other Compensation	42	—	—	28	—	—	28	—	—
Related Benefits	318	—	—	500	—	—	500	—	—
TOTAL PERSONAL SERVICES	\$916	—	—	\$1,410	—	—	\$1,410	—	—
Travel	15	—	—	22	—	—	22	—	—
Operating Services	27	—	—	40	—	—	40	—	—
Supplies	17	—	—	34	—	—	34	—	—
TOTAL OPERATING EXPENSES	\$59	—	—	\$96	—	—	\$96	—	—
PROFESSIONAL SERVICES	\$66	—	—	\$73	—	—	\$73	—	—
Other Charges	70	—	—	77	—	—	77	—	—
Debt Service	—	—	—	—	—	—	—	—	—
Interagency Transfers	124	—	—	138	—	—	138	—	—
TOTAL OTHER CHARGES	\$194	—	—	\$215	—	—	\$215	—	—
Acquisitions	5	—	—	357	—	—	357	—	—
Major Repairs	—	—	—	—	—	—	—	—	—
TOTAL ACQ. & MAJOR REPAIRS	\$5	—	—	\$357	—	—	\$357	—	—
TOTAL EXPENDITURES	\$1,240	—	—	\$2,151	—	—	\$2,151	—	—

Form 33987 — 440 - ATC BR-6 SG OUT OF STATE MFG WINE PROD RENEWAL

Question	Narrative Response
State the purpose, source and legal citation.	Revenue received from Out of State Manufacturers/Wine Producers Renewal is used to support the entire program operations. Per R.S. 26:71(a)(1) (b), out-of-state manufacturers and suppliers who do not maintain an establishment in the state. Manufacturers and suppliers who sell less than one thousand cases of their product in the state - two hundred dollars. All other out-of-state manufacturers and suppliers - one thousand dollars.
Agency discretion or Federal requirement?	The line item requests for expenditures reflect agency discretion.
Describe any budgetary peculiarities.	N/A
Is the Total Request amount for multiple years?	No.
Additional information or comments.	N/A
Provide the amount of any indirect costs.	The indirect costs associated with this service would include overhead for administration, licensing and auditing services, and information technology support. These indirect costs are located in all expenditure categories. All costs are funded with this fee and the other Fees and Self-Generated sources.
Any indirect costs funded with other MOF?	No.
Objectives and indicators in the Operational Plan.	All objectives and indicators in the Operational Plan are funded in part by this fee.
Additional information or comments.	N/A

Form 33988 — 440 - ATC BR-6 SG HEMP CBD APPLICATION FEE

Expenditures	Existing Operating Budget as of 10/01/2024			FY2025-2026 Total Request			FY2026-2027 Projected		
	Means of Financing	In-Kind Match	Cash Match	Means of Financing	In-Kind Match	Cash Match	Means of Financing	In-Kind Match	Cash Match
Salaries	96,325	—	—	137,551	—	—	137,551	—	—
Other Compensation	7,209	—	—	4,312	—	—	4,312	—	—
Related Benefits	55,034	—	—	78,012	—	—	78,012	—	—
TOTAL PERSONAL SERVICES	\$158,568	—	—	\$219,875	—	—	\$219,875	—	—
Travel	2,626	—	—	3,443	—	—	3,443	—	—
Operating Services	4,662	—	—	6,245	—	—	6,245	—	—
Supplies	2,911	—	—	5,246	—	—	5,246	—	—
TOTAL OPERATING EXPENSES	\$10,199	—	—	\$14,934	—	—	\$14,934	—	—
PROFESSIONAL SERVICES	\$11,389	—	—	\$11,440	—	—	\$11,440	—	—
Other Charges	12,152	—	—	11,940	—	—	11,940	—	—
Debt Service	—	—	—	—	—	—	—	—	—
Interagency Transfers	21,511	—	—	21,480	—	—	21,480	—	—
TOTAL OTHER CHARGES	\$33,663	—	—	\$33,420	—	—	\$33,420	—	—
Acquisitions	926	—	—	55,623	—	—	55,623	—	—
Major Repairs	—	—	—	—	—	—	—	—	—
TOTAL ACQ. & MAJOR REPAIRS	\$926	—	—	\$55,623	—	—	\$55,623	—	—
TOTAL EXPENDITURES	\$214,745	—	—	\$335,292	—	—	\$335,292	—	—

Form 33988 — 440 - ATC BR-6 SG HEMP CBD APPLICATION FEE

Question	Narrative Response
State the purpose, source and legal citation.	Revenue received from Hemp/CBD Application Fee is used to support the entire program operations. Per R.S. 3:1484 (C), the commissioner may establish and collect an annual retail permit fee and an annual special event permit fee. The amount of each permit fee provided for in this Subsection shall be based on the cost of the regulatory functions performed and shall not exceed one hundred seventy-five dollars per year.
Agency discretion or Federal requirement?	The line item requests for expenditures reflect agency discretion.
Describe any budgetary peculiarities.	N/A
Is the Total Request amount for multiple years?	No.
Additional information or comments.	N/A
Provide the amount of any indirect costs.	The indirect costs associated with this service would include overhead for administration, licensing and auditing services, and information technology support. These indirect costs are located in all expenditure categories. All costs are funded with this fee and the other Fees and Self-Generated sources.
Any indirect costs funded with other MOF?	No.
Objectives and indicators in the Operational Plan.	All objectives and indicators in the Operational Plan are funded in part by this fee.
Additional information or comments.	N/A

Form 33991 — 440 - ATC BR-6 SG ALCOHOL DELIVERY APPLICATION FEE

Expenditures	Existing Operating Budget as of 10/01/2024			FY2025-2026 Total Request			FY2026-2027 Projected		
	Means of Financing	In-Kind Match	Cash Match	Means of Financing	In-Kind Match	Cash Match	Means of Financing	In-Kind Match	Cash Match
Salaries	2,038	—	—	3,633	—	—	3,633	—	—
Other Compensation	153	—	—	114	—	—	114	—	—
Related Benefits	1,164	—	—	2,061	—	—	2,061	—	—
TOTAL PERSONAL SERVICES	\$3,355	—	—	\$5,808	—	—	\$5,808	—	—
Travel	56	—	—	91	—	—	91	—	—
Operating Services	99	—	—	165	—	—	165	—	—
Supplies	62	—	—	139	—	—	139	—	—
TOTAL OPERATING EXPENSES	\$217	—	—	\$395	—	—	\$395	—	—
PROFESSIONAL SERVICES	\$241	—	—	\$302	—	—	\$302	—	—
Other Charges	257	—	—	315	—	—	315	—	—
Debt Service	—	—	—	—	—	—	—	—	—
Interagency Transfers	455	—	—	567	—	—	567	—	—
TOTAL OTHER CHARGES	\$712	—	—	\$882	—	—	\$882	—	—
Acquisitions	20	—	—	1,469	—	—	1,469	—	—
Major Repairs	—	—	—	—	—	—	—	—	—
TOTAL ACQ. & MAJOR REPAIRS	\$20	—	—	\$1,469	—	—	\$1,469	—	—
TOTAL EXPENDITURES	\$4,545	—	—	\$8,856	—	—	\$8,856	—	—

Form 33991 — 440 - ATC BR-6 SG ALCOHOL DELIVERY APPLICATION FEE

Question	Narrative Response
State the purpose, source and legal citation.	Revenue received from Alcohol Delivery/Application is used to support the entire program operations. Per R.S. 26:307-308, delivery of alcoholic beverages; certain retailers, third parties; requirements; limitations Notwithstanding any law to the contrary, any liquor retailer permitted pursuant to R.S. 26:271 (A) (3) or any retailer permitted to sell alcoholic beverages for off-premise consumption may deliver, either on the licensed premises itself or at a residential or commercial address designated by the consumer, products lawfully sold to and purchased by such consumer, provided the stipulations of outlined in R.S. 26:307-308.
Agency discretion or Federal requirement?	The line item requests for expenditures reflect agency discretion.
Describe any budgetary peculiarities.	N/A
Is the Total Request amount for multiple years?	No.
Additional information or comments.	N/A
Provide the amount of any indirect costs.	The indirect costs associated with this service would include overhead for administration, licensing and auditing services, and information technology support. These indirect costs are located in all expenditure categories. All costs are funded with this fee and the other Fees and Self-Generated sources.
Any indirect costs funded with other MOF?	No.
Objectives and indicators in the Operational Plan.	All objectives and indicators in the Operational Plan are funded in part by this fee.
Additional information or comments.	N/A

Form 33993 — 440 - ATC BR-6 SG TRANSACTION FEES

Expenditures	Existing Operating Budget as of 10/01/2024			FY2025-2026 Total Request			FY2026-2027 Projected		
	Means of Financing	In-Kind Match	Cash Match	Means of Financing	In-Kind Match	Cash Match	Means of Financing	In-Kind Match	Cash Match
Salaries	55,758	—	—	86,034	—	—	86,034	—	—
Other Compensation	4,173	—	—	2,697	—	—	2,697	—	—
Related Benefits	31,856	—	—	48,794	—	—	48,794	—	—
TOTAL PERSONAL SERVICES	\$91,787	—	—	\$137,525	—	—	\$137,525	—	—
Travel	1,520	—	—	2,154	—	—	2,154	—	—
Operating Services	2,698	—	—	3,906	—	—	3,906	—	—
Supplies	1,685	—	—	3,281	—	—	3,281	—	—
TOTAL OPERATING EXPENSES	\$5,903	—	—	\$9,341	—	—	\$9,341	—	—
PROFESSIONAL SERVICES	\$6,592	—	—	\$7,156	—	—	\$7,156	—	—
Other Charges	7,034	—	—	7,468	—	—	7,468	—	—
Debt Service	—	—	—	—	—	—	—	—	—
Interagency Transfers	12,452	—	—	13,435	—	—	13,435	—	—
TOTAL OTHER CHARGES	\$19,486	—	—	\$20,903	—	—	\$20,903	—	—
Acquisitions	536	—	—	34,791	—	—	34,791	—	—
Major Repairs	—	—	—	—	—	—	—	—	—
TOTAL ACQ. & MAJOR REPAIRS	\$536	—	—	\$34,791	—	—	\$34,791	—	—
TOTAL EXPENDITURES	\$124,304	—	—	\$209,716	—	—	\$209,716	—	—

Form 33993 — 440 - ATC BR-6 SG TRANSACTION FEES

Question	Narrative Response
State the purpose, source and legal citation.	Revenue received from Transaction Fees is used to support the entire program operations. Per R.S. 49:316.1 (A), the state, through any department, agency, board, commission, or other state entity hereinafter referred to as 'state entity' may accept payment of any obligation such state entity is authorized to collect, including but not limited to taxes, fees, charges, licenses, service fees or charges, fines, penalties, interest, sanctions, stamps, surcharges, assessments, obligations, and any other similar charges or obligations to any state entity hereinafter referred to collectively as 'state charges' by credit cards, debit cards, and any other forms of electronic payments approved by the treasurer as provided in this Section.
Agency discretion or Federal requirement?	The line item requests for expenditures reflect agency discretion.
Describe any budgetary peculiarities.	N/A
Is the Total Request amount for multiple years?	No.
Additional information or comments.	N/A
Provide the amount of any indirect costs.	The indirect costs associated with this service would include overhead for administration, licensing and auditing services, and information technology support. These indirect costs are located in all expenditure categories. All costs are funded with this fee and the other Fees and Self-Generated sources.
Any indirect costs funded with other MOF?	No.
Objectives and indicators in the Operational Plan.	All objectives and indicators in the Operational Plan are funded in part by this fee.
Additional information or comments.	N/A

Form 33994 — 440 - ATC BR-6 SG 2 YEAR PERMIT ACCT ALCOHOL

Expenditures	Existing Operating Budget as of 10/01/2024			FY2025-2026 Total Request			FY2026-2027 Projected		
	Means of Financing	In-Kind Match	Cash Match	Means of Financing	In-Kind Match	Cash Match	Means of Financing	In-Kind Match	Cash Match
Salaries	111,145	—	—	168,694	—	—	168,694	—	—
Other Compensation	8,318	—	—	5,288	—	—	5,288	—	—
Related Benefits	63,501	—	—	95,675	—	—	95,675	—	—
TOTAL PERSONAL SERVICES	\$182,964	—	—	\$269,657	—	—	\$269,657	—	—
Travel	3,030	—	—	4,223	—	—	4,223	—	—
Operating Services	5,379	—	—	7,659	—	—	7,659	—	—
Supplies	3,359	—	—	6,434	—	—	6,434	—	—
TOTAL OPERATING EXPENSES	\$11,768	—	—	\$18,316	—	—	\$18,316	—	—
PROFESSIONAL SERVICES	\$13,141	—	—	\$14,031	—	—	\$14,031	—	—
Other Charges	14,022	—	—	14,643	—	—	14,643	—	—
Debt Service	—	—	—	—	—	—	—	—	—
Interagency Transfers	24,820	—	—	26,344	—	—	26,344	—	—
TOTAL OTHER CHARGES	\$38,842	—	—	\$40,987	—	—	\$40,987	—	—
Acquisitions	1,068	—	—	68,217	—	—	68,217	—	—
Major Repairs	—	—	—	—	—	—	—	—	—
TOTAL ACQ. & MAJOR REPAIRS	\$1,068	—	—	\$68,217	—	—	\$68,217	—	—
TOTAL EXPENDITURES	\$247,783	—	—	\$411,208	—	—	\$411,208	—	—

Form 33994 — 440 - ATC BR-6 SG 2 YEAR PERMIT ACCT ALCOHOL

Question	Narrative Response
State the purpose, source and legal citation.	Revenue received from 2 Year Permit Account Alcohol fees is used to support the entire program operations. Per R.S. 26:904 (a-b), except as otherwise provided in this Section, each permit shall be valid for the designated time period unless suspended or revoked. The commissioner may issue permits which are valid for two years to applicants in good standing with the office of alcohol and tobacco control. To provide for the even distribution of the expiration and renewal of tobacco product permits, the commissioner may establish by administrative rule a system by which the expiration dates of the permits are staggered throughout the year. Permits issued may vary in length from six months to twenty-four months. The fee for the permits shall be apportioned to comply with the yearly fee established in this Chapter.
Agency discretion or Federal requirement?	The line item requests for expenditures reflect agency discretion.
Describe any budgetary peculiarities.	N/A
Is the Total Request amount for multiple years?	No.
Additional information or comments.	N/A
Provide the amount of any indirect costs.	The indirect costs associated with this service would include overhead for administration, licensing and auditing services, and information technology support. These indirect costs are located in all expenditure categories. All costs are funded with this fee and the other Fees and Self-Generated sources.
Any indirect costs funded with other MOF?	No.
Objectives and indicators in the Operational Plan.	All objectives and indicators in the Operational Plan are funded in part by this fee.
Additional information or comments.	N/A

Form 33995 — 440 - ATC BR-6 SG CONVERSION FEE

Expenditures	Existing Operating Budget as of 10/01/2024			FY2025-2026 Total Request			FY2026-2027 Projected		
	Means of Financing	In-Kind Match	Cash Match	Means of Financing	In-Kind Match	Cash Match	Means of Financing	In-Kind Match	Cash Match
Salaries	13	—	—	16	—	—	16	—	—
Other Compensation	1	—	—	—	—	—	—	—	—
Related Benefits	7	—	—	9	—	—	9	—	—
TOTAL PERSONAL SERVICES	\$21	—	—	\$25	—	—	\$25	—	—
Travel	—	—	—	—	—	—	—	—	—
Operating Services	1	—	—	1	—	—	1	—	—
Supplies	—	—	—	1	—	—	1	—	—
TOTAL OPERATING EXPENSES	\$1	—	—	\$2	—	—	\$2	—	—
PROFESSIONAL SERVICES	\$2	—	—	\$1	—	—	\$1	—	—
Other Charges	2	—	—	1	—	—	1	—	—
Debt Service	—	—	—	—	—	—	—	—	—
Interagency Transfers	3	—	—	2	—	—	2	—	—
TOTAL OTHER CHARGES	\$5	—	—	\$3	—	—	\$3	—	—
Acquisitions	—	—	—	6	—	—	6	—	—
Major Repairs	—	—	—	—	—	—	—	—	—
TOTAL ACQ. & MAJOR REPAIRS	—	—	—	\$6	—	—	\$6	—	—
TOTAL EXPENDITURES	\$29	—	—	\$37	—	—	\$37	—	—

Form 33995 — 440 - ATC BR-6 SG CONVERSION FEE

Question	Narrative Response
State the purpose, source and legal citation.	Revenue received from Conversion Fee is used to support the entire program operations. Per R.S. 12:1604, a converting entity that holds a license immediately before a nonprofit conversion or entity conversion continues to hold the license as a surviving entity unless the surviving entity fails to comply with an allowed update rule, or is not a form of business entity that may hold that kind of license. The continued holding of a license under this Subsection does not affect the expiration date or any of the terms or conditions of the license. The license continues to be held, and may be suspended, restricted, or revoked, as if the conversion had not occurred. The rules of a licensing body may require the surviving entity to pay a fee of up to twenty-five dollars to update the license.
Agency discretion or Federal requirement?	The line item requests for expenditures reflect agency discretion.
Describe any budgetary peculiarities.	N/A
Is the Total Request amount for multiple years?	No.
Additional information or comments.	N/A
Provide the amount of any indirect costs.	The indirect costs associated with this service would include overhead for administration, licensing and auditing services, and information technology support. These indirect costs are located in all expenditure categories. All costs are funded with this fee and the other Fees and Self-Generated sources.
Any indirect costs funded with other MOF?	No.
Objectives and indicators in the Operational Plan.	All objectives and indicators in the Operational Plan are funded in part by this fee.
Additional information or comments.	N/A

Form 33996 — 440 - ATC BR-6 SG NSF FEE

Expenditures	Existing Operating Budget as of 10/01/2024			FY2025-2026 Total Request			FY2026-2027 Projected		
	Means of Financing	In-Kind Match	Cash Match	Means of Financing	In-Kind Match	Cash Match	Means of Financing	In-Kind Match	Cash Match
Salaries	18	—	—	26	—	—	26	—	—
Other Compensation	1	—	—	1	—	—	1	—	—
Related Benefits	11	—	—	15	—	—	15	—	—
TOTAL PERSONAL SERVICES	\$30	—	—	\$42	—	—	\$42	—	—
Travel	1	—	—	1	—	—	1	—	—
Operating Services	1	—	—	1	—	—	1	—	—
Supplies	1	—	—	1	—	—	1	—	—
TOTAL OPERATING EXPENSES	\$3	—	—	\$3	—	—	\$3	—	—
PROFESSIONAL SERVICES	\$2	—	—	\$2	—	—	\$2	—	—
Other Charges	2	—	—	2	—	—	2	—	—
Debt Service	—	—	—	—	—	—	—	—	—
Interagency Transfers	4	—	—	4	—	—	4	—	—
TOTAL OTHER CHARGES	\$6	—	—	\$6	—	—	\$6	—	—
Acquisitions	—	—	—	10	—	—	10	—	—
Major Repairs	—	—	—	—	—	—	—	—	—
TOTAL ACQ. & MAJOR REPAIRS	—	—	—	\$10	—	—	\$10	—	—
TOTAL EXPENDITURES	\$41	—	—	\$63	—	—	\$63	—	—

Form 33996 — 440 - ATC BR-6 SG NSF FEE

Question	Narrative Response
State the purpose, source and legal citation.	Revenue received from NSF Fee is used to support the entire program operations. Per LAC 4:401, the Department of State has established non-statutory fee schedules for various filings, services, and publications. If a product referred to in the schedules shown below has to be mailed, the cost for mailing said product would be added to the fee charged. (1) Department of State General Fees Non-Sufficient Funds Charge \$25.00.
Agency discretion or Federal requirement?	The line item requests for expenditures reflect agency discretion.
Describe any budgetary peculiarities.	N/A
Is the Total Request amount for multiple years?	No.
Additional information or comments.	N/A
Provide the amount of any indirect costs.	The indirect costs associated with this service would include overhead for administration, licensing and auditing services, and information technology support. These indirect costs are located in all expenditure categories. All costs are funded with this fee and the other Fees and Self-Generated sources.
Any indirect costs funded with other MOF?	No.
Objectives and indicators in the Operational Plan.	All objectives and indicators in the Operational Plan are funded in part by this fee.
Additional information or comments.	N/A

Form 34004 — 440 - ATC BR-6 SG TOB WHOLESALER DEAL PERMIT

Expenditures	Existing Operating Budget as of 10/01/2024			FY2025-2026 Total Request			FY2026-2027 Projected		
	Means of Financing	In-Kind Match	Cash Match	Means of Financing	In-Kind Match	Cash Match	Means of Financing	In-Kind Match	Cash Match
Salaries	371	—	—	649	—	—	649	—	—
Other Compensation	28	—	—	20	—	—	20	—	—
Related Benefits	212	—	—	368	—	—	368	—	—
TOTAL PERSONAL SERVICES	\$611	—	—	\$1,037	—	—	\$1,037	—	—
Travel	10	—	—	16	—	—	16	—	—
Operating Services	18	—	—	29	—	—	29	—	—
Supplies	11	—	—	25	—	—	25	—	—
TOTAL OPERATING EXPENSES	\$39	—	—	\$70	—	—	\$70	—	—
PROFESSIONAL SERVICES	\$44	—	—	\$54	—	—	\$54	—	—
Other Charges	47	—	—	56	—	—	56	—	—
Debt Service	—	—	—	—	—	—	—	—	—
Interagency Transfers	83	—	—	101	—	—	101	—	—
TOTAL OTHER CHARGES	\$130	—	—	\$157	—	—	\$157	—	—
Acquisitions	4	—	—	262	—	—	262	—	—
Major Repairs	—	—	—	—	—	—	—	—	—
TOTAL ACQ. & MAJOR REPAIRS	\$4	—	—	\$262	—	—	\$262	—	—
TOTAL EXPENDITURES	\$828	—	—	\$1,580	—	—	\$1,580	—	—

Form 34004 — 440 - ATC BR-6 SG TOB WHOLESALER DEAL PERMIT

Question	Narrative Response
State the purpose, source and legal citation.	Revenue received from Tobacco Wholesale Dealer Permit is used to support the entire program operations. Per R.S. 26:903 (4), the fees for each permit shall not exceed amounts provided for in the following schedule and in accordance with regulations promulgated pursuant to the provisions of the Administrative Procedure Act: (4) Wholesale dealer - \$75.00 per year or any portion thereof.
Agency discretion or Federal requirement?	The line item requests for expenditures reflect agency discretion.
Describe any budgetary peculiarities.	N/A
Is the Total Request amount for multiple years?	No.
Additional information or comments.	N/A
Provide the amount of any indirect costs.	The indirect costs associated with this service would include overhead for administration, licensing and auditing services, and information technology support. These indirect costs are located in all expenditure categories. All costs are funded with this fee and the other Fees and Self-Generated sources.
Any indirect costs funded with other MOF?	No.
Objectives and indicators in the Operational Plan.	All objectives and indicators in the Operational Plan are funded in part by this fee.
Additional information or comments.	N/A

Form 34005 — 440 - ATC BR-6 SG TOB VEND MACHINE OPERATOR

Expenditures	Existing Operating Budget as of 10/01/2024			FY2025-2026 Total Request			FY2026-2027 Projected		
	Means of Financing	In-Kind Match	Cash Match	Means of Financing	In-Kind Match	Cash Match	Means of Financing	In-Kind Match	Cash Match
Salaries	926	—	—	1,376	—	—	1,376	—	—
Other Compensation	69	—	—	43	—	—	43	—	—
Related Benefits	529	—	—	780	—	—	780	—	—
TOTAL PERSONAL SERVICES	\$1,524	—	—	\$2,199	—	—	\$2,199	—	—
Travel	25	—	—	34	—	—	34	—	—
Operating Services	45	—	—	62	—	—	62	—	—
Supplies	28	—	—	52	—	—	52	—	—
TOTAL OPERATING EXPENSES	\$98	—	—	\$148	—	—	\$148	—	—
PROFESSIONAL SERVICES	\$110	—	—	\$114	—	—	\$114	—	—
Other Charges	117	—	—	119	—	—	119	—	—
Debt Service	—	—	—	—	—	—	—	—	—
Interagency Transfers	207	—	—	215	—	—	215	—	—
TOTAL OTHER CHARGES	\$324	—	—	\$334	—	—	\$334	—	—
Acquisitions	9	—	—	556	—	—	556	—	—
Major Repairs	—	—	—	—	—	—	—	—	—
TOTAL ACQ. & MAJOR REPAIRS	\$9	—	—	\$556	—	—	\$556	—	—
TOTAL EXPENDITURES	\$2,065	—	—	\$3,351	—	—	\$3,351	—	—

Form 34005 — 440 - ATC BR-6 SG TOB VEND MACHINE OPERATOR

Question	Narrative Response
State the purpose, source and legal citation.	Revenue received from Tobacco Vending Machine Operator is used to support the entire program operations. Per R.S. 26:903 (2), the fees for each permit shall not exceed amounts provided for in the following schedule and in accordance with regulations promulgated pursuant to the provisions of the Administrative Procedure Act: (2) Vending machine operator - \$75.00 per year or any portion thereof.
Agency discretion or Federal requirement?	The line item requests for expenditures reflect agency discretion.
Describe any budgetary peculiarities.	N/A
Is the Total Request amount for multiple years?	No.
Additional information or comments.	N/A
Provide the amount of any indirect costs.	The indirect costs associated with this service would include overhead for administration, licensing and auditing services, and information technology support. These indirect costs are located in all expenditure categories. All costs are funded with this fee and the other Fees and Self-Generated sources.
Any indirect costs funded with other MOF?	No.
Objectives and indicators in the Operational Plan.	All objectives and indicators in the Operational Plan are funded in part by this fee.
Additional information or comments.	N/A

Form 34026 — 440 - CG BR-6 SG DISTRIB LICENSE

Expenditures	Existing Operating Budget as of 10/01/2024			FY2025-2026 Total Request			FY2026-2027 Projected		
	Means of Financing	In-Kind Match	Cash Match	Means of Financing	In-Kind Match	Cash Match	Means of Financing	In-Kind Match	Cash Match
Salaries	100	—	—	100	—	—	100	—	—
Other Compensation	2	—	—	2	—	—	2	—	—
Related Benefits	52	—	—	53	—	—	53	—	—
TOTAL PERSONAL SERVICES	\$154	—	—	\$155	—	—	\$155	—	—
Travel	1	—	—	1	—	—	1	—	—
Operating Services	5	—	—	5	—	—	5	—	—
Supplies	1	—	—	1	—	—	1	—	—
TOTAL OPERATING EXPENSES	\$7	—	—	\$7	—	—	\$7	—	—
PROFESSIONAL SERVICES	—	—	—	—	—	—	—	—	—
Other Charges	—	—	—	—	—	—	—	—	—
Debt Service	—	—	—	—	—	—	—	—	—
Interagency Transfers	57	—	—	57	—	—	57	—	—
TOTAL OTHER CHARGES	\$57	—	—	\$57	—	—	\$57	—	—
Acquisitions	3	—	—	—	—	—	—	—	—
Major Repairs	—	—	—	—	—	—	—	—	—
TOTAL ACQ. & MAJOR REPAIRS	\$3	—	—	—	—	—	—	—	—
TOTAL EXPENDITURES	\$221	—	—	\$219	—	—	\$219	—	—

Form 34026 — 440 - CG BR-6 SG DISTRIB LICENSE

Question	Narrative Response
State the purpose, source and legal citation.	Revenue received from Distributor's License is used to support the entire program operations. Per R.S. 4:705 (2) (b) - Any person or other entity who sells, offers for sale, or otherwise furnishes to any person supplies or equipment for use in the conduct of any game or chance is required to have a license and shall be assessed a fee of not more than two hundred fifty dollars, except the license for a private contractor which shall be two hundred dollars for issuance.
Agency discretion or Federal requirement?	The line item requests for expenditures reflect agency discretion.
Describe any budgetary peculiarities.	N/A.
Is the Total Request amount for multiple years?	NO.
Additional information or comments.	N/A.
Provide the amount of any indirect costs.	The indirect costs associated with this service would include overhead for administration, licensing and auditing services, and information technology support. These indirect costs are located in all expenditure categories. All costs are funded with this fee and the other Fees and Self-Generated sources.
Any indirect costs funded with other MOF?	NO.
Objectives and indicators in the Operational Plan.	All objectives and indicators in the Operational Plan are funded in part by this fee.
Additional information or comments.	N/A.

Form 34033 — 440 - ATC BR-6 SG TOB VIOLATION FINE ENFORCE

Expenditures	Existing Operating Budget as of 10/01/2024			FY2025-2026 Total Request			FY2026-2027 Projected		
	Means of Financing	In-Kind Match	Cash Match	Means of Financing	In-Kind Match	Cash Match	Means of Financing	In-Kind Match	Cash Match
Salaries	88,916	—	—	124,834	—	—	124,834	—	—
Other Compensation	6,654	—	—	3,913	—	—	3,913	—	—
Related Benefits	50,801	—	—	70,800	—	—	70,800	—	—
TOTAL PERSONAL SERVICES	\$146,371	—	—	\$199,547	—	—	\$199,547	—	—
Travel	2,424	—	—	3,125	—	—	3,125	—	—
Operating Services	4,303	—	—	5,668	—	—	5,668	—	—
Supplies	2,687	—	—	4,761	—	—	4,761	—	—
TOTAL OPERATING EXPENSES	\$9,414	—	—	\$13,554	—	—	\$13,554	—	—
PROFESSIONAL SERVICES	\$10,513	—	—	\$10,383	—	—	\$10,383	—	—
Other Charges	11,217	—	—	10,836	—	—	10,836	—	—
Debt Service	—	—	—	—	—	—	—	—	—
Interagency Transfers	19,856	—	—	19,494	—	—	19,494	—	—
TOTAL OTHER CHARGES	\$31,073	—	—	\$30,330	—	—	\$30,330	—	—
Acquisitions	854	—	—	50,481	—	—	50,481	—	—
Major Repairs	—	—	—	—	—	—	—	—	—
TOTAL ACQ. & MAJOR REPAIRS	\$854	—	—	\$50,481	—	—	\$50,481	—	—
TOTAL EXPENDITURES	\$198,225	—	—	\$304,295	—	—	\$304,295	—	—

Form 34033 — 440 - ATC BR-6 SG TOB VIOLATION FINE ENFORCE

Question	Narrative Response
State the purpose, source and legal citation.	Revenue received from Tobacco Violation Fine Enforcement is used to support the entire program operations. Per R.S. 26:918, notwithstanding any other provision of this Chapter to the contrary, the commissioner may, in lieu of or in addition to revocation or suspension of a permit issued under the authority of this Chapter, impose the following schedule of fines to be paid into the state treasury. Refer to the law for a schedule of fees.
Agency discretion or Federal requirement?	The line item requests for expenditures reflect agency discretion.
Describe any budgetary peculiarities.	N/A
Is the Total Request amount for multiple years?	No.
Additional information or comments.	N/A
Provide the amount of any indirect costs.	The indirect costs associated with this service would include overhead for administration, licensing and auditing services, and information technology support. These indirect costs are located in all expenditure categories. All costs are funded with this fee and the other Fees and Self-Generated sources.
Any indirect costs funded with other MOF?	No.
Objectives and indicators in the Operational Plan.	All objectives and indicators in the Operational Plan are funded in part by this fee.
Additional information or comments.	N/A

Form 34037 — 440 - ATC BR-6 SG TOBACCO DUPLICATE PERMIT

Expenditures	Existing Operating Budget as of 10/01/2024			FY2025-2026 Total Request			FY2026-2027 Projected		
	Means of Financing	In-Kind Match	Cash Match	Means of Financing	In-Kind Match	Cash Match	Means of Financing	In-Kind Match	Cash Match
Salaries	—	—	—	—	—	—	—	—	—
Other Compensation	—	—	—	—	—	—	—	—	—
Related Benefits	—	—	—	—	—	—	—	—	—
TOTAL PERSONAL SERVICES	—	—	—	—	—	—	—	—	—
Travel	—	—	—	—	—	—	—	—	—
Operating Services	—	—	—	—	—	—	—	—	—
Supplies	—	—	—	—	—	—	—	—	—
TOTAL OPERATING EXPENSES	—	—	—	—	—	—	—	—	—
PROFESSIONAL SERVICES	—	—	—	—	—	—	—	—	—
Other Charges	—	—	—	—	—	—	—	—	—
Debt Service	—	—	—	—	—	—	—	—	—
Interagency Transfers	—	—	—	—	—	—	—	—	—
TOTAL OTHER CHARGES	—	—	—	—	—	—	—	—	—
Acquisitions	—	—	—	—	—	—	—	—	—
Major Repairs	—	—	—	—	—	—	—	—	—
TOTAL ACQ. & MAJOR REPAIRS	—	—	—	—	—	—	—	—	—
TOTAL EXPENDITURES	—	—	—	—	—	—	—	—	—

Form 34037 — 440 - ATC BR-6 SG TOBACCO DUPLICATE PERMIT

Question	Narrative Response
State the purpose, source and legal citation.	Revenue received from Tobacco Duplicate Permit is used to support the entire program operations. Per LAC 4:401, the Department of State has established non-statutory fee schedules for various filings, services, and publications. If a product referred to in the schedules shown below has to be mailed, the cost for mailing said product would be added to the fee charged.
Agency discretion or Federal requirement?	The line item requests for expenditures reflect agency discretion.
Describe any budgetary peculiarities.	N/A
Is the Total Request amount for multiple years?	No.
Additional information or comments.	N/A
Provide the amount of any indirect costs.	The indirect costs associated with this service would include overhead for administration, licensing and auditing services, and information technology support. These indirect costs are located in all expenditure categories. All costs are funded with this fee and the other Fees and Self-Generated sources.
Any indirect costs funded with other MOF?	No.
Objectives and indicators in the Operational Plan.	All objectives and indicators in the Operational Plan are funded in part by this fee.
Additional information or comments.	N/A

Form 34043 — 440 - TC BR-6 SG AUDIT FEES

Expenditures	Existing Operating Budget as of 10/01/2024			FY2025-2026 Total Request			FY2026-2027 Projected		
	Means of Financing	In-Kind Match	Cash Match	Means of Financing	In-Kind Match	Cash Match	Means of Financing	In-Kind Match	Cash Match
Salaries	—	—	—	—	—	—	—	—	—
Other Compensation	—	—	—	—	—	—	—	—	—
Related Benefits	—	—	—	—	—	—	—	—	—
TOTAL PERSONAL SERVICES	—	—	—	—	—	—	—	—	—
Travel	—	—	—	—	—	—	—	—	—
Operating Services	—	—	—	—	—	—	—	—	—
Supplies	—	—	—	—	—	—	—	—	—
TOTAL OPERATING EXPENSES	—	—	—	—	—	—	—	—	—
PROFESSIONAL SERVICES	—	—	—	—	—	—	—	—	—
Other Charges	—	—	—	—	—	—	—	—	—
Debt Service	—	—	—	—	—	—	—	—	—
Interagency Transfers	—	—	—	—	—	—	—	—	—
TOTAL OTHER CHARGES	—	—	—	—	—	—	—	—	—
Acquisitions	—	—	—	—	—	—	—	—	—
Major Repairs	—	—	—	—	—	—	—	—	—
TOTAL ACQ. & MAJOR REPAIRS	—	—	—	—	—	—	—	—	—
TOTAL EXPENDITURES	—	—	—	—	—	—	—	—	—

Form 34043 — 440 - TC BR-6 SG AUDIT FEES

Question	Narrative Response
State the purpose, source and legal citation.	Revenue received from the Audit Fee is used to support the entire program operations. Per R.S. 47:1605, any taxpayer that fails to make any return, or makes a grossly incorrect report, or a false or fraudulent report, in performance of his duty to ascertain the amount of tax due.
Agency discretion or Federal requirement?	The line item requests for expenditures reflect agency discretion.
Describe any budgetary peculiarities.	N/A
Is the Total Request amount for multiple years?	NO
Additional information or comments.	N/A
Provide the amount of any indirect costs.	The indirect costs associated with this service would include overhead for administration, licensing and auditing services, and information technology support. These indirect costs are located in all expenditure categories. All costs are funded with this fee and the other Fees and Self-Generated sources.
Any indirect costs funded with other MOF?	NO
Objectives and indicators in the Operational Plan.	All objectives and indicators in the Operational Plan are funded in part by this fee.
Additional information or comments.	N/A.

Form 34046 — 440 - TC BR-6 SG SALES

Expenditures	Existing Operating Budget as of 10/01/2024			FY2025-2026 Total Request			FY2026-2027 Projected		
	Means of Financing	In-Kind Match	Cash Match	Means of Financing	In-Kind Match	Cash Match	Means of Financing	In-Kind Match	Cash Match
Salaries	5,855,038	—	—	6,794,480	—	—	6,794,480	—	—
Other Compensation	202,878	—	—	344,754	—	—	344,754	—	—
Related Benefits	3,805,859	—	—	4,432,765	—	—	4,432,765	—	—
TOTAL PERSONAL SERVICES	\$9,863,775	—	—	\$11,571,999	—	—	\$11,571,999	—	—
Travel	134,649	—	—	146,918	—	—	146,918	—	—
Operating Services	919,604	—	—	1,003,369	—	—	1,003,369	—	—
Supplies	43,008	—	—	46,925	—	—	46,925	—	—
TOTAL OPERATING EXPENSES	\$1,097,261	—	—	\$1,197,212	—	—	\$1,197,212	—	—
PROFESSIONAL SERVICES	\$673,300	—	—	\$664,874	—	—	\$664,874	—	—
Other Charges	106,824	—	—	164,926	—	—	164,926	—	—
Debt Service	—	—	—	—	—	—	—	—	—
Interagency Transfers	4,801,677	—	—	4,779,733	—	—	4,779,733	—	—
TOTAL OTHER CHARGES	\$4,908,501	—	—	\$4,944,659	—	—	\$4,944,659	—	—
Acquisitions	63,330	—	—	5,890	—	—	5,890	—	—
Major Repairs	—	—	—	—	—	—	—	—	—
TOTAL ACQ. & MAJOR REPAIRS	\$63,330	—	—	\$5,890	—	—	\$5,890	—	—
TOTAL EXPENDITURES	\$16,606,167	—	—	\$18,384,634	—	—	\$18,384,634	—	—

Form 34046 — 440 - TC BR-6 SG SALES

Question	Narrative Response
State the purpose, source and legal citation.	Act 348 of the 2020 Regular Legislative Session enacted R.S. 47:1608 regarding the collection of taxes, penalties, and fees by the Louisiana Department of Revenue (LDR). Effective July 1, 2022, Act 348 authorizes that an amount equal to one percent of all taxes and interest collected by or on behalf of the secretary of LDR in association with all income tax (individual, corporate, fiduciary, etc.) sales and use tax, and corporate franchise tax shall be designated as self-generated revenue for LDR.
Agency discretion or Federal requirement?	N/A.
Describe any budgetary peculiarities.	N/A
Is the Total Request amount for multiple years?	NO
Additional information or comments.	N/A
Provide the amount of any indirect costs.	The indirect costs associated with this service would include overhead for administration, licensing and auditing services, and information technology support. These indirect costs are located in all expenditure categories. All costs are funded with this fee and the other Fees and Self-Generated sources.
Any indirect costs funded with other MOF?	NO
Objectives and indicators in the Operational Plan.	All objectives and indicators in the Operational Plan are funded in part by this fee.
Additional information or comments.	N/A.

Form 34047 — 440 - TC BR-6 SG MOTOR FUEL LICENSE VIOLATION

Expenditures	Existing Operating Budget as of 10/01/2024			FY2025-2026 Total Request			FY2026-2027 Projected		
	Means of Financing	In-Kind Match	Cash Match	Means of Financing	In-Kind Match	Cash Match	Means of Financing	In-Kind Match	Cash Match
Salaries	2,718	—	—	3,104	—	—	3,104	—	—
Other Compensation	94	—	—	158	—	—	158	—	—
Related Benefits	1,767	—	—	2,025	—	—	2,025	—	—
TOTAL PERSONAL SERVICES	\$4,579	—	—	\$5,287	—	—	\$5,287	—	—
Travel	63	—	—	67	—	—	67	—	—
Operating Services	427	—	—	458	—	—	458	—	—
Supplies	20	—	—	21	—	—	21	—	—
TOTAL OPERATING EXPENSES	\$510	—	—	\$546	—	—	\$546	—	—
PROFESSIONAL SERVICES	\$313	—	—	\$304	—	—	\$304	—	—
Other Charges	50	—	—	75	—	—	75	—	—
Debt Service	—	—	—	—	—	—	—	—	—
Interagency Transfers	2,229	—	—	2,184	—	—	2,184	—	—
TOTAL OTHER CHARGES	\$2,279	—	—	\$2,259	—	—	\$2,259	—	—
Acquisitions	29	—	—	3	—	—	3	—	—
Major Repairs	—	—	—	—	—	—	—	—	—
TOTAL ACQ. & MAJOR REPAIRS	\$29	—	—	\$3	—	—	\$3	—	—
TOTAL EXPENDITURES	\$7,710	—	—	\$8,399	—	—	\$8,399	—	—

Form 34047 — 440 - TC BR-6 SG MOTOR FUEL LICENSE VIOLATION

Question	Narrative Response
State the purpose, source and legal citation.	The fees and self-generated revenues are provided for by Act 4 of the 2024 Regular Session payable out of the state general fund for additional operating expenses.
Agency discretion or Federal requirement?	The line item requests for expenditures reflect agency discretion.
Describe any budgetary peculiarities.	N/A
Is the Total Request amount for multiple years?	NO
Additional information or comments.	N/A
Provide the amount of any indirect costs.	The indirect costs associated with this service would include overhead for administration, licensing and auditing services, and information technology support. These indirect costs are located in all expenditure categories. All costs are funded with this fee and the other Fees and Self-Generated sources.
Any indirect costs funded with other MOF?	NO
Objectives and indicators in the Operational Plan.	All objectives and indicators in the Operational Plan are funded in part by this fee.
Additional information or comments.	N/A.

Form 34050 — 440 - TC BR-6 SG CORPORATE INCOME & FRANCHISE

Expenditures	Existing Operating Budget as of 10/01/2024			FY2025-2026 Total Request			FY2026-2027 Projected		
	Means of Financing	In-Kind Match	Cash Match	Means of Financing	In-Kind Match	Cash Match	Means of Financing	In-Kind Match	Cash Match
Salaries	1,600,480	—	—	1,382,961	—	—	1,382,961	—	—
Other Compensation	55,457	—	—	70,172	—	—	70,172	—	—
Related Benefits	1,040,335	—	—	902,252	—	—	902,252	—	—
TOTAL PERSONAL SERVICES	\$2,696,272	—	—	\$2,355,385	—	—	\$2,355,385	—	—
Travel	36,806	—	—	29,904	—	—	29,904	—	—
Operating Services	251,375	—	—	204,227	—	—	204,227	—	—
Supplies	11,756	—	—	9,551	—	—	9,551	—	—
TOTAL OPERATING EXPENSES	\$299,937	—	—	\$243,682	—	—	\$243,682	—	—
PROFESSIONAL SERVICES	\$184,047	—	—	\$135,329	—	—	\$135,329	—	—
Other Charges	29,201	—	—	33,569	—	—	33,569	—	—
Debt Service	—	—	—	—	—	—	—	—	—
Interagency Transfers	1,312,543	—	—	972,874	—	—	972,874	—	—
TOTAL OTHER CHARGES	\$1,341,744	—	—	\$1,006,443	—	—	\$1,006,443	—	—
Acquisitions	17,311	—	—	1,199	—	—	1,199	—	—
Major Repairs	—	—	—	—	—	—	—	—	—
TOTAL ACQ. & MAJOR REPAIRS	\$17,311	—	—	\$1,199	—	—	\$1,199	—	—
TOTAL EXPENDITURES	\$4,539,311	—	—	\$3,742,038	—	—	\$3,742,038	—	—

Form 34050 — 440 - TC BR-6 SG CORPORATE INCOME & FRANCHISE

Question	Narrative Response
State the purpose, source and legal citation.	Act 348 of the 2020 Regular Legislative Session enacted R.S. 47:1608 regarding the collection of taxes, penalties, and fees by the Louisiana Department of Revenue (LDR). Effective July 1, 2022, Act 348 authorizes that an amount equal to one percent of all taxes and interest collected by or on behalf of the secretary of LDR in association with all income tax (individual, corporate, fiduciary, etc.) sales and use tax, and corporate franchise tax shall be designated as self-generated revenue for LDR.
Agency discretion or Federal requirement?	N/A.
Describe any budgetary peculiarities.	N/A
Is the Total Request amount for multiple years?	NO
Additional information or comments.	N/A
Provide the amount of any indirect costs.	The indirect costs associated with this service would include overhead for administration, licensing and auditing services, and information technology support. These indirect costs are located in all expenditure categories. All costs are funded with this fee and the other Fees and Self-Generated sources.
Any indirect costs funded with other MOF?	NO
Objectives and indicators in the Operational Plan.	All objectives and indicators in the Operational Plan are funded in part by this fee.
Additional information or comments.	N/A.

Form 34051 — 440 - TC BR-6 SG INDIVIDUAL INCOME

Expenditures	Existing Operating Budget as of 10/01/2024			FY2025-2026 Total Request			FY2026-2027 Projected		
	Means of Financing	In-Kind Match	Cash Match	Means of Financing	In-Kind Match	Cash Match	Means of Financing	In-Kind Match	Cash Match
Salaries	908,110	—	—	1,031,864	—	—	1,031,864	—	—
Other Compensation	31,467	—	—	52,357	—	—	52,357	—	—
Related Benefits	590,284	—	—	673,196	—	—	673,196	—	—
TOTAL PERSONAL SERVICES	\$1,529,861	—	—	\$1,757,417	—	—	\$1,757,417	—	—
Travel	20,884	—	—	22,312	—	—	22,312	—	—
Operating Services	142,630	—	—	152,380	—	—	152,380	—	—
Supplies	6,671	—	—	7,126	—	—	7,126	—	—
TOTAL OPERATING EXPENSES	\$170,185	—	—	\$181,818	—	—	\$181,818	—	—
PROFESSIONAL SERVICES	\$104,428	—	—	\$100,974	—	—	\$100,974	—	—
Other Charges	16,568	—	—	25,047	—	—	25,047	—	—
Debt Service	—	—	—	—	—	—	—	—	—
Interagency Transfers	744,734	—	—	725,889	—	—	725,889	—	—
TOTAL OTHER CHARGES	\$761,302	—	—	\$750,936	—	—	\$750,936	—	—
Acquisitions	9,822	—	—	895	—	—	895	—	—
Major Repairs	—	—	—	—	—	—	—	—	—
TOTAL ACQ. & MAJOR REPAIRS	\$9,822	—	—	\$895	—	—	\$895	—	—
TOTAL EXPENDITURES	\$2,575,598	—	—	\$2,792,040	—	—	\$2,792,040	—	—

Form 34051 — 440 - TC BR-6 SG INDIVIDUAL INCOME

Question	Narrative Response
State the purpose, source and legal citation.	Act 348 of the 2020 Regular Legislative Session enacted R.S. 47:1608 regarding the collection of taxes, penalties, and fees by the Louisiana Department of Revenue (LDR). Effective July 1, 2022, Act 348 authorizes that an amount equal to one percent of all taxes and interest collected by or on behalf of the secretary of LDR in association with all income tax (individual, corporate, fiduciary, etc.) sales and use tax, and corporate franchise tax shall be designated as self-generated revenue for LDR.
Agency discretion or Federal requirement?	N/A
Describe any budgetary peculiarities.	N/A
Is the Total Request amount for multiple years?	NO
Additional information or comments.	N/A
Provide the amount of any indirect costs.	The indirect costs associated with this service would include overhead for administration, licensing and auditing services, and information technology support. These indirect costs are located in all expenditure categories. All costs are funded with this fee and the other Fees and Self-Generated sources.
Any indirect costs funded with other MOF?	NO
Objectives and indicators in the Operational Plan.	All objectives and indicators in the Operational Plan are funded in part by this fee.
Additional information or comments.	N/A.

Form 34065 — 440 - TC BR-6 SG LA ENTERTAINMENT DEV DEDICATED ACCT (EDH)

Expenditures	Existing Operating Budget as of 10/01/2024			FY2025-2026 Total Request			FY2026-2027 Projected		
	Means of Financing	In-Kind Match	Cash Match	Means of Financing	In-Kind Match	Cash Match	Means of Financing	In-Kind Match	Cash Match
Salaries	—	—	—	—	—	—	—	—	—
Other Compensation	—	—	—	—	—	—	—	—	—
Related Benefits	—	—	—	—	—	—	—	—	—
TOTAL PERSONAL SERVICES	—	—	—	—	—	—	—	—	—
Travel	—	—	—	—	—	—	—	—	—
Operating Services	—	—	—	—	—	—	—	—	—
Supplies	—	—	—	—	—	—	—	—	—
TOTAL OPERATING EXPENSES	—	—	—	—	—	—	—	—	—
PROFESSIONAL SERVICES	—	—	—	—	—	—	—	—	—
Other Charges	—	—	—	—	—	—	—	—	—
Debt Service	—	—	—	—	—	—	—	—	—
Interagency Transfers	100,000	—	—	100,000	—	—	100,000	—	—
TOTAL OTHER CHARGES	\$100,000	—	—	\$100,000	—	—	\$100,000	—	—
Acquisitions	—	—	—	—	—	—	—	—	—
Major Repairs	—	—	—	—	—	—	—	—	—
TOTAL ACQ. & MAJOR REPAIRS	—	—	—	—	—	—	—	—	—
TOTAL EXPENDITURES	\$100,000	—	—	\$100,000	—	—	\$100,000	—	—

Form 34065 — 440 - TC BR-6 SG LA ENTERTAINMENT DEV DEDICATED ACCT (EDH)

Question	Narrative Response
State the purpose, source and legal citation.	To amend and reenact R.S. 47:6007(C)(4)(b), relative to motion picture production tax credits; to authorize a fee for the transfer of a motion picture production credit; to establish the Louisiana Entertainment Development Fund as a special treasury fund; to provide for deposits into and uses of the fund; there is hereby established in the state treasury a special treasury fund, the Louisiana Entertainment Development Fund, hereinafter referred to as the 'fund'. Out of the funds remaining in the Bond Security and Redemption Fund after a sufficient amount is allocated from that fund to pay all obligations secured by the full faith and credit of the state which becomes due and payable within any fiscal year as required by Article VII, Section 9(B) of this constitution, the treasurer shall deposit in and credit to the fund the fees deposited. The money in the fund shall be appropriated by the legislature as follows: Twenty-five percent to the Department of Revenue for administrative purposes. Seventy-five percent to the Department of Economic Development, office for education development initiatives, matching grants for Louisiana filmmakers, a loan guarantee program, and a deal closing fund. The money in the fund shall be invested by the treasurer in the same manner as money in the state general fund and interest earned on the investment of the money shall be credited to the fund after compliance with the requirements of Article VII, Section 9(B) of the Constitution of Louisiana relative to the Bond Security and Redemption Fund. All unexpended and unencumbered money in the fund at the end of the year shall remain in the fund.
Agency discretion or Federal requirement?	N/A.
Describe any budgetary peculiarities.	Out of the funds remaining in the Bond Security and Redemption Fund after a sufficient amount is allocated from that fund to pay all obligations secured by the full faith and credit of the state which becomes due and payable within any fiscal year as required by Article VII, Section 9(B) of this constitution, the treasurer shall deposit in and credit to the fund account the fees deposited as provided in this Paragraph. The money in the fund account shall be invested by the treasurer in the same manner as money in the state general fund and interest earned on the investment of the money shall be credited to the fund account after compliance with the requirements of Article VII, Section 9(B) of the Constitution of Louisiana relative to the Bond Security and Redemption Fund. All unexpended and unencumbered money in the fund account at the end of the year shall remain in the fund account.
Is the Total Request amount for multiple years?	NO.
Additional information or comments.	N/A.
Provide the amount of any indirect costs.	The indirect costs associated with this service would include overhead for administration, licensing and auditing services, and information technology support. These indirect costs are located in all expenditure categories. All costs are funded with this fee and the other Fees and Self-Generated sources.
Any indirect costs funded with other MOF?	NO.
Objectives and indicators in the Operational Plan.	All objectives and indicators in the Operational Plan are funded in part by this fee.
Additional information or comments.	N/A.

Form 34495 — 440 - ATC BR-6 SG CONS HEMP WHSL

Expenditures	Existing Operating Budget as of 10/01/2024			FY2025-2026 Total Request			FY2026-2027 Projected		
	Means of Financing	In-Kind Match	Cash Match	Means of Financing	In-Kind Match	Cash Match	Means of Financing	In-Kind Match	Cash Match
Salaries	17,968	—	—	25,693	—	—	25,693	—	—
Other Compensation	1,345	—	—	805	—	—	805	—	—
Related Benefits	10,266	—	—	14,572	—	—	14,572	—	—
TOTAL PERSONAL SERVICES	\$29,579	—	—	\$41,070	—	—	\$41,070	—	—
Travel	490	—	—	643	—	—	643	—	—
Operating Services	870	—	—	1,167	—	—	1,167	—	—
Supplies	543	—	—	980	—	—	980	—	—
TOTAL OPERATING EXPENSES	\$1,903	—	—	\$2,790	—	—	\$2,790	—	—
PROFESSIONAL SERVICES	\$2,124	—	—	\$2,137	—	—	\$2,137	—	—
Other Charges	2,267	—	—	2,230	—	—	2,230	—	—
Debt Service	—	—	—	—	—	—	—	—	—
Interagency Transfers	4,013	—	—	4,012	—	—	4,012	—	—
TOTAL OTHER CHARGES	\$6,280	—	—	\$6,242	—	—	\$6,242	—	—
Acquisitions	173	—	—	10,390	—	—	10,390	—	—
Major Repairs	—	—	—	—	—	—	—	—	—
TOTAL ACQ. & MAJOR REPAIRS	\$173	—	—	\$10,390	—	—	\$10,390	—	—
TOTAL EXPENDITURES	\$40,059	—	—	\$62,629	—	—	\$62,629	—	—

Form 34495 — 440 - ATC BR-6 SG CONS HEMP WHSL

Question	Narrative Response
State the purpose, source and legal citation.	Revenue received from Hemp Wholesale Fee is used to support the entire program operations. Per R.S. 3:1484 (A), each wholesaler of consumable hemp products shall apply for and obtain a permit from the office of alcohol and tobacco control. The commissioner may establish and collect an annual wholesaler permit fee. The amount of the wholesaler permit fee shall be based on the cost of the regulatory functions performed and shall not exceed five hundred dollars per year.
Agency discretion or Federal requirement?	The line item requests for expenditures reflect agency discretion.
Describe any budgetary peculiarities.	N/A
Is the Total Request amount for multiple years?	No.
Additional information or comments.	N/A
Provide the amount of any indirect costs.	The indirect costs associated with this service would include overhead for administration, licensing and auditing services, and information technology support. These indirect costs are located in all expenditure categories. All costs are funded with this fee and the other Fees and Self-Generated sources.
Any indirect costs funded with other MOF?	No.
Objectives and indicators in the Operational Plan.	All objectives and indicators in the Operational Plan are funded in part by this fee.
Additional information or comments.	N/A

Form 34667 — 440 - CG BR-6 SG CG NSF FEE

Expenditures	Existing Operating Budget as of 10/01/2024			FY2025-2026 Total Request			FY2026-2027 Projected		
	Means of Financing	In-Kind Match	Cash Match	Means of Financing	In-Kind Match	Cash Match	Means of Financing	In-Kind Match	Cash Match
Salaries	18,340	—	—	18,440	—	—	18,440	—	—
Other Compensation	404	—	—	404	—	—	404	—	—
Related Benefits	9,659	—	—	9,804	—	—	9,804	—	—
TOTAL PERSONAL SERVICES	\$28,403	—	—	\$28,648	—	—	\$28,648	—	—
Travel	223	—	—	228	—	—	228	—	—
Operating Services	977	—	—	999	—	—	999	—	—
Supplies	129	—	—	132	—	—	132	—	—
TOTAL OPERATING EXPENSES	\$1,329	—	—	\$1,359	—	—	\$1,359	—	—
PROFESSIONAL SERVICES	—	—	—	—	—	—	—	—	—
Other Charges	—	—	—	—	—	—	—	—	—
Debt Service	—	—	—	—	—	—	—	—	—
Interagency Transfers	10,526	—	—	10,526	—	—	10,526	—	—
TOTAL OTHER CHARGES	\$10,526	—	—	\$10,526	—	—	\$10,526	—	—
Acquisitions	586	—	—	—	—	—	—	—	—
Major Repairs	—	—	—	—	—	—	—	—	—
TOTAL ACQ. & MAJOR REPAIRS	\$586	—	—	—	—	—	—	—	—
TOTAL EXPENDITURES	\$40,844	—	—	\$40,533	—	—	\$40,533	—	—

Form 34667 — 440 - CG BR-6 SG CG NSF FEE

Question	Narrative Response
State the purpose, source and legal citation.	Revenue received from NSF Fee is used to support the entire program operations. Per LAC 4:401 The Department of State has established non-statutory fee schedules for various filings, services, and publications. If a product referred to in the schedules shown below has to be mailed, the cost for mailing said product would be added to the fee charged. (1) Department of State General Fees Non-Sufficient Funds Charge \$25.00.
Agency discretion or Federal requirement?	The line item requests for expenditures reflect agency discretion.
Describe any budgetary peculiarities.	N/A.
Is the Total Request amount for multiple years?	NO.
Additional information or comments.	N/A.
Provide the amount of any indirect costs.	The indirect costs associated with this service would include overhead for administration, licensing and auditing services, and information technology support. These indirect costs are located in all expenditure categories. All costs are funded with this fee and the other Fees and Self-Generated sources.
Any indirect costs funded with other MOF?	NO.
Objectives and indicators in the Operational Plan.	All objectives and indicators in the Operational Plan are funded in part by this fee.
Additional information or comments.	N/A.

Form 34669 — 440 - ATC BR-6 SG 2 YEAR PERMIT ACCT OTHER

Expenditures	Existing Operating Budget as of 10/01/2024			FY2025-2026 Total Request			FY2026-2027 Projected		
	Means of Financing	In-Kind Match	Cash Match	Means of Financing	In-Kind Match	Cash Match	Means of Financing	In-Kind Match	Cash Match
Salaries	7,039	—	—	10,121	—	—	10,121	—	—
Other Compensation	527	—	—	317	—	—	317	—	—
Related Benefits	4,022	—	—	5,740	—	—	5,740	—	—
TOTAL PERSONAL SERVICES	\$11,588	—	—	\$16,178	—	—	\$16,178	—	—
Travel	192	—	—	253	—	—	253	—	—
Operating Services	341	—	—	460	—	—	460	—	—
Supplies	213	—	—	386	—	—	386	—	—
TOTAL OPERATING EXPENSES	\$746	—	—	\$1,099	—	—	\$1,099	—	—
PROFESSIONAL SERVICES	\$832	—	—	\$842	—	—	\$842	—	—
Other Charges	888	—	—	879	—	—	879	—	—
Debt Service	—	—	—	—	—	—	—	—	—
Interagency Transfers	1,572	—	—	1,581	—	—	1,581	—	—
TOTAL OTHER CHARGES	\$2,460	—	—	\$2,460	—	—	\$2,460	—	—
Acquisitions	68	—	—	4,093	—	—	4,093	—	—
Major Repairs	—	—	—	—	—	—	—	—	—
TOTAL ACQ. & MAJOR REPAIRS	\$68	—	—	\$4,093	—	—	\$4,093	—	—
TOTAL EXPENDITURES	\$15,694	—	—	\$24,672	—	—	\$24,672	—	—

Form 34669 — 440 - ATC BR-6 SG 2 YEAR PERMIT ACCT OTHER

Question	Narrative Response
State the purpose, source and legal citation.	Revenue received from 2 Year Permit Account Other fees is used to support the entire program operations. Per R.S. 26:904 (a-b), except as otherwise provided in this Section, each permit shall be valid for the designated time period unless suspended or revoked. The commissioner may issue permits which are valid for two years to applicants in good standing with the office of alcohol and tobacco control. To provide for the even distribution of the expiration and renewal of tobacco product permits, the commissioner may establish by administrative rule a system by which the expiration dates of the permits are staggered throughout the year. Permits issued may vary in length from six months to twenty-four months. The fee for the permits shall be apportioned to comply with the yearly fee established in this Chapter.
Agency discretion or Federal requirement?	The line item requests for expenditures reflect agency discretion.
Describe any budgetary peculiarities.	N/A
Is the Total Request amount for multiple years?	No.
Additional information or comments.	N/A
Provide the amount of any indirect costs.	The indirect costs associated with this service would include overhead for administration, licensing and auditing services, and information technology support. These indirect costs are located in all expenditure categories. All costs are funded with this fee and the other Fees and Self-Generated sources.
Any indirect costs funded with other MOF?	No.
Objectives and indicators in the Operational Plan.	All objectives and indicators in the Operational Plan are funded in part by this fee.
Additional information or comments.	N/A

Form 34683 — 440 - TC BR-6 SG DIRECT MARKETER

Expenditures	Existing Operating Budget as of 10/01/2024			FY2025-2026 Total Request			FY2026-2027 Projected		
	Means of Financing	In-Kind Match	Cash Match	Means of Financing	In-Kind Match	Cash Match	Means of Financing	In-Kind Match	Cash Match
Salaries	26,022	—	—	29,718	—	—	29,718	—	—
Other Compensation	901	—	—	1,507	—	—	1,507	—	—
Related Benefits	16,914	—	—	19,387	—	—	19,387	—	—
TOTAL PERSONAL SERVICES	\$43,837	—	—	\$50,612	—	—	\$50,612	—	—
Travel	598	—	—	642	—	—	642	—	—
Operating Services	4,087	—	—	4,388	—	—	4,388	—	—
Supplies	191	—	—	205	—	—	205	—	—
TOTAL OPERATING EXPENSES	\$4,876	—	—	\$5,235	—	—	\$5,235	—	—
PROFESSIONAL SERVICES	\$2,993	—	—	\$2,908	—	—	\$2,908	—	—
Other Charges	474	—	—	722	—	—	722	—	—
Debt Service	—	—	—	—	—	—	—	—	—
Interagency Transfers	21,340	—	—	20,904	—	—	20,904	—	—
TOTAL OTHER CHARGES	\$21,814	—	—	\$21,626	—	—	\$21,626	—	—
Acquisitions	281	—	—	25	—	—	25	—	—
Major Repairs	—	—	—	—	—	—	—	—	—
TOTAL ACQ. & MAJOR REPAIRS	\$281	—	—	\$25	—	—	\$25	—	—
TOTAL EXPENDITURES	\$73,801	—	—	\$80,406	—	—	\$80,406	—	—

Form 34683 — 440 - TC BR-6 SG DIRECT MARKETER

Question	Narrative Response
State the purpose, source and legal citation.	The fees and self-generated revenues are provided for by Act 348 of the 2020 Regular Session payable out of the state general fund for additional operating expenses.
Agency discretion or Federal requirement?	The line item requests for expenditures reflect agency discretion.
Describe any budgetary peculiarities.	N/A
Is the Total Request amount for multiple years?	NO.
Additional information or comments.	N/A.
Provide the amount of any indirect costs.	The indirect costs associated with this service would include overhead for administration, licensing and auditing services, and information technology support. These indirect costs are located in all expenditure categories. All costs are funded with this fee and the other Fees and Self-Generated sources.
Any indirect costs funded with other MOF?	NO.
Objectives and indicators in the Operational Plan.	All objectives and indicators in the Operational Plan are funded in part by this fee.
Additional information or comments.	N/A.

Form 34684 — 440 - TC BR-6 SG FIDUCIARY INCOME

Expenditures	Existing Operating Budget as of 10/01/2024			FY2025-2026 Total Request			FY2026-2027 Projected		
	Means of Financing	In-Kind Match	Cash Match	Means of Financing	In-Kind Match	Cash Match	Means of Financing	In-Kind Match	Cash Match
Salaries	48,910	—	—	55,855	—	—	55,855	—	—
Other Compensation	1,695	—	—	2,834	—	—	2,834	—	—
Related Benefits	31,793	—	—	36,439	—	—	36,439	—	—
TOTAL PERSONAL SERVICES	\$82,398	—	—	\$95,128	—	—	\$95,128	—	—
Travel	1,125	—	—	1,208	—	—	1,208	—	—
Operating Services	7,682	—	—	8,248	—	—	8,248	—	—
Supplies	360	—	—	386	—	—	386	—	—
TOTAL OPERATING EXPENSES	\$9,167	—	—	\$9,842	—	—	\$9,842	—	—
PROFESSIONAL SERVICES	\$5,625	—	—	\$5,465	—	—	\$5,465	—	—
Other Charges	892	—	—	1,356	—	—	1,356	—	—
Debt Service	—	—	—	—	—	—	—	—	—
Interagency Transfers	40,112	—	—	39,291	—	—	39,291	—	—
TOTAL OTHER CHARGES	\$41,004	—	—	\$40,647	—	—	\$40,647	—	—
Acquisitions	530	—	—	48	—	—	48	—	—
Major Repairs	—	—	—	—	—	—	—	—	—
TOTAL ACQ. & MAJOR REPAIRS	\$530	—	—	\$48	—	—	\$48	—	—
TOTAL EXPENDITURES	\$138,724	—	—	\$151,130	—	—	\$151,130	—	—

Form 34684 — 440 - TC BR-6 SG FIDUCIARY INCOME

Question	Narrative Response
State the purpose, source and legal citation.	The fees and self-generated revenues are provided for by Act 348 of the 2020 Regular Session payable out of the state general fund for additional operating expenses.
Agency discretion or Federal requirement?	The line item requests for expenditures reflect agency discretion.
Describe any budgetary peculiarities.	N/A.
Is the Total Request amount for multiple years?	NO.
Additional information or comments.	N/A.
Provide the amount of any indirect costs.	The indirect costs associated with this service would include overhead for administration, licensing and auditing services, and information technology support. These indirect costs are located in all expenditure categories. All costs are funded with this fee and the other Fees and Self-Generated sources.
Any indirect costs funded with other MOF?	NO.
Objectives and indicators in the Operational Plan.	All objectives and indicators in the Operational Plan are funded in part by this fee.
Additional information or comments.	N/A.

Form 34685 — 440 - TC BR-6 SG NEW ORLEANS HOTEL/MOTEL SLS & USE

Expenditures	Existing Operating Budget as of 10/01/2024			FY2025-2026 Total Request			FY2026-2027 Projected		
	Means of Financing	In-Kind Match	Cash Match	Means of Financing	In-Kind Match	Cash Match	Means of Financing	In-Kind Match	Cash Match
Salaries	34,390	—	—	39,273	—	—	39,273	—	—
Other Compensation	1,192	—	—	1,993	—	—	1,993	—	—
Related Benefits	22,354	—	—	25,622	—	—	25,622	—	—
TOTAL PERSONAL SERVICES	\$57,936	—	—	\$66,888	—	—	\$66,888	—	—
Travel	791	—	—	849	—	—	849	—	—
Operating Services	5,401	—	—	5,799	—	—	5,799	—	—
Supplies	253	—	—	271	—	—	271	—	—
TOTAL OPERATING EXPENSES	\$6,445	—	—	\$6,919	—	—	\$6,919	—	—
PROFESSIONAL SERVICES	\$3,955	—	—	\$3,843	—	—	\$3,843	—	—
Other Charges	627	—	—	953	—	—	953	—	—
Debt Service	—	—	—	—	—	—	—	—	—
Interagency Transfers	28,203	—	—	27,627	—	—	27,627	—	—
TOTAL OTHER CHARGES	\$28,830	—	—	\$28,580	—	—	\$28,580	—	—
Acquisitions	372	—	—	35	—	—	35	—	—
Major Repairs	—	—	—	—	—	—	—	—	—
TOTAL ACQ. & MAJOR REPAIRS	\$372	—	—	\$35	—	—	\$35	—	—
TOTAL EXPENDITURES	\$97,538	—	—	\$106,265	—	—	\$106,265	—	—

Form 34685 — 440 - TC BR-6 SG NEW ORLEANS HOTEL/MOTEL SLS & USE

Question	Narrative Response
State the purpose, source and legal citation.	The fees and self-generated revenues are provided for by Act 348 of the 2020 Regular Session payable out of the state general fund for additional operating expenses.
Agency discretion or Federal requirement?	The line item requests for expenditures reflect agency discretion.
Describe any budgetary peculiarities.	N/A.
Is the Total Request amount for multiple years?	N/A
Additional information or comments.	NO.
Provide the amount of any indirect costs.	The indirect costs associated with this service would include overhead for administration, licensing and auditing services, and information technology support. These indirect costs are located in all expenditure categories. All costs are funded with this fee and the other Fees and Self-Generated sources.
Any indirect costs funded with other MOF?	NO.
Objectives and indicators in the Operational Plan.	All objectives and indicators in the Operational Plan are funded in part by this fee.
Additional information or comments.	N/A.

Form 34687 — 440 - TC BR-6 SG PARTNERSHIP/IND COMP

Expenditures	Existing Operating Budget as of 10/01/2024			FY2025-2026 Total Request			FY2026-2027 Projected		
	Means of Financing	In-Kind Match	Cash Match	Means of Financing	In-Kind Match	Cash Match	Means of Financing	In-Kind Match	Cash Match
Salaries	55,811	—	—	63,733	—	—	63,733	—	—
Other Compensation	1,934	—	—	3,234	—	—	3,234	—	—
Related Benefits	36,278	—	—	41,581	—	—	41,581	—	—
TOTAL PERSONAL SERVICES	\$94,023	—	—	\$108,548	—	—	\$108,548	—	—
Travel	1,283	—	—	1,379	—	—	1,379	—	—
Operating Services	8,766	—	—	9,412	—	—	9,412	—	—
Supplies	410	—	—	440	—	—	440	—	—
TOTAL OPERATING EXPENSES	\$10,459	—	—	\$11,231	—	—	\$11,231	—	—
PROFESSIONAL SERVICES	\$6,418	—	—	\$6,236	—	—	\$6,236	—	—
Other Charges	1,018	—	—	1,547	—	—	1,547	—	—
Debt Service	—	—	—	—	—	—	—	—	—
Interagency Transfers	45,769	—	—	44,835	—	—	44,835	—	—
TOTAL OTHER CHARGES	\$46,787	—	—	\$46,382	—	—	\$46,382	—	—
Acquisitions	603	—	—	55	—	—	55	—	—
Major Repairs	—	—	—	—	—	—	—	—	—
TOTAL ACQ. & MAJOR REPAIRS	\$603	—	—	\$55	—	—	\$55	—	—
TOTAL EXPENDITURES	\$158,290	—	—	\$172,452	—	—	\$172,452	—	—

Form 34687 — 440 - TC BR-6 SG PARTNERSHIP/IND COMP

Question	Narrative Response
State the purpose, source and legal citation.	The fees and self-generated revenues are provided for by Act 348 of the 2020 Regular Session payable out of the state general fund for additional operating expenses.
Agency discretion or Federal requirement?	The line item requests for expenditures reflect agency discretion.
Describe any budgetary peculiarities.	N/A.
Is the Total Request amount for multiple years?	NO.
Additional information or comments.	N/A.
Provide the amount of any indirect costs.	The indirect costs associated with this service would include overhead for administration, licensing and auditing services, and information technology support. These indirect costs are located in all expenditure categories. All costs are funded with this fee and the other Fees and Self-Generated sources.
Any indirect costs funded with other MOF?	NO.
Objectives and indicators in the Operational Plan.	All objectives and indicators in the Operational Plan are funded in part by this fee.
Additional information or comments.	N/A.

Form 34688 — 440 - TC BR-6 SG P&M BEER - COLLECTION FEE

Expenditures	Existing Operating Budget as of 10/01/2024			FY2025-2026 Total Request			FY2026-2027 Projected		
	Means of Financing	In-Kind Match	Cash Match	Means of Financing	In-Kind Match	Cash Match	Means of Financing	In-Kind Match	Cash Match
Salaries	11,018	—	—	12,583	—	—	12,583	—	—
Other Compensation	382	—	—	638	—	—	638	—	—
Related Benefits	7,162	—	—	8,209	—	—	8,209	—	—
TOTAL PERSONAL SERVICES	\$18,562	—	—	\$21,430	—	—	\$21,430	—	—
Travel	253	—	—	272	—	—	272	—	—
Operating Services	1,730	—	—	1,858	—	—	1,858	—	—
Supplies	81	—	—	87	—	—	87	—	—
TOTAL OPERATING EXPENSES	\$2,064	—	—	\$2,217	—	—	\$2,217	—	—
PROFESSIONAL SERVICES	\$1,267	—	—	\$1,231	—	—	\$1,231	—	—
Other Charges	201	—	—	305	—	—	305	—	—
Debt Service	—	—	—	—	—	—	—	—	—
Interagency Transfers	9,036	—	—	8,851	—	—	8,851	—	—
TOTAL OTHER CHARGES	\$9,237	—	—	\$9,156	—	—	\$9,156	—	—
Acquisitions	119	—	—	11	—	—	11	—	—
Major Repairs	—	—	—	—	—	—	—	—	—
TOTAL ACQ. & MAJOR REPAIRS	\$119	—	—	\$11	—	—	\$11	—	—
TOTAL EXPENDITURES	\$31,249	—	—	\$34,045	—	—	\$34,045	—	—

Form 34688 — 440 - TC BR-6 SG P&M BEER - COLLECTION FEE

Question	Narrative Response
State the purpose, source and legal citation.	The fees and self-generated revenues are provided for by Act 348 of the 2020 Regular Session payable out of the state general fund for additional operating expenses.
Agency discretion or Federal requirement?	The line item requests for expenditures reflect agency discretion.
Describe any budgetary peculiarities.	N/A.
Is the Total Request amount for multiple years?	NO.
Additional information or comments.	N/A.
Provide the amount of any indirect costs.	The indirect costs associated with this service would include overhead for administration, licensing and auditing services, and information technology support. These indirect costs are located in all expenditure categories. All costs are funded with this fee and the other Fees and Self-Generated sources.
Any indirect costs funded with other MOF?	NO.
Objectives and indicators in the Operational Plan.	All objectives and indicators in the Operational Plan are funded in part by this fee.
Additional information or comments.	N/A.

Form 34690 — 440 - TC BR-6 SG REMOTE SELLERS TAX (RSC)

Expenditures	Existing Operating Budget as of 10/01/2024			FY2025-2026 Total Request			FY2026-2027 Projected		
	Means of Financing	In-Kind Match	Cash Match	Means of Financing	In-Kind Match	Cash Match	Means of Financing	In-Kind Match	Cash Match
Salaries	382,539	—	—	436,842	—	—	436,842	—	—
Other Compensation	13,256	—	—	22,166	—	—	22,166	—	—
Related Benefits	248,656	—	—	285,000	—	—	285,000	—	—
TOTAL PERSONAL SERVICES	\$644,451	—	—	\$744,008	—	—	\$744,008	—	—
Travel	8,798	—	—	9,446	—	—	9,446	—	—
Operating Services	60,083	—	—	64,511	—	—	64,511	—	—
Supplies	2,810	—	—	3,017	—	—	3,017	—	—
TOTAL OPERATING EXPENSES	\$71,691	—	—	\$76,974	—	—	\$76,974	—	—
PROFESSIONAL SERVICES	\$43,990	—	—	\$42,748	—	—	\$42,748	—	—
Other Charges	6,979	—	—	10,604	—	—	10,604	—	—
Debt Service	—	—	—	—	—	—	—	—	—
Interagency Transfers	313,718	—	—	307,308	—	—	307,308	—	—
TOTAL OTHER CHARGES	\$320,697	—	—	\$317,912	—	—	\$317,912	—	—
Acquisitions	4,138	—	—	379	—	—	379	—	—
Major Repairs	—	—	—	—	—	—	—	—	—
TOTAL ACQ. & MAJOR REPAIRS	\$4,138	—	—	\$379	—	—	\$379	—	—
TOTAL EXPENDITURES	\$1,084,967	—	—	\$1,182,021	—	—	\$1,182,021	—	—

Form 34690 — 440 - TC BR-6 SG REMOTE SELLERS TAX (RSC)

Question	Narrative Response
State the purpose, source and legal citation.	The fees and self-generated revenues are provided for by Act 348 of the 2020 Regular Session payable out of the state general fund for additional operating expenses.
Agency discretion or Federal requirement?	The line item requests for expenditures reflect agency discretion.
Describe any budgetary peculiarities.	N/A.
Is the Total Request amount for multiple years?	NO.
Additional information or comments.	N/A.
Provide the amount of any indirect costs.	N/A.
Any indirect costs funded with other MOF?	NO.
Objectives and indicators in the Operational Plan.	All objectives and indicators in the Operational Plan are funded in part by this fee.
Additional information or comments.	N/A.

Form 34691 — 440 - TC BR-6 SG STATEWIDE SLS & USE

Expenditures	Existing Operating Budget as of 10/01/2024			FY2025-2026 Total Request			FY2026-2027 Projected		
	Means of Financing	In-Kind Match	Cash Match	Means of Financing	In-Kind Match	Cash Match	Means of Financing	In-Kind Match	Cash Match
Salaries	18,987	—	—	21,681	—	—	21,681	—	—
Other Compensation	658	—	—	1,101	—	—	1,101	—	—
Related Benefits	12,342	—	—	14,146	—	—	14,146	—	—
TOTAL PERSONAL SERVICES	\$31,987	—	—	\$36,928	—	—	\$36,928	—	—
Travel	436	—	—	469	—	—	469	—	—
Operating Services	2,982	—	—	3,202	—	—	3,202	—	—
Supplies	140	—	—	150	—	—	150	—	—
TOTAL OPERATING EXPENSES	\$3,558	—	—	\$3,821	—	—	\$3,821	—	—
PROFESSIONAL SERVICES	\$2,183	—	—	\$2,122	—	—	\$2,122	—	—
Other Charges	347	—	—	526	—	—	526	—	—
Debt Service	—	—	—	—	—	—	—	—	—
Interagency Transfers	15,571	—	—	15,253	—	—	15,253	—	—
TOTAL OTHER CHARGES	\$15,918	—	—	\$15,779	—	—	\$15,779	—	—
Acquisitions	206	—	—	19	—	—	19	—	—
Major Repairs	—	—	—	—	—	—	—	—	—
TOTAL ACQ. & MAJOR REPAIRS	\$206	—	—	\$19	—	—	\$19	—	—
TOTAL EXPENDITURES	\$53,852	—	—	\$58,669	—	—	\$58,669	—	—

Form 34691 — 440 - TC BR-6 SG STATEWIDE SLS & USE

Question	Narrative Response
State the purpose, source and legal citation.	The fees and self-generated revenues are provided for by Act 348 of the 2020 Regular Session payable out of the state general fund for additional operating expenses.
Agency discretion or Federal requirement?	The line item requests for expenditures reflect agency discretion.
Describe any budgetary peculiarities.	N/A.
Is the Total Request amount for multiple years?	NO.
Additional information or comments.	N/A.
Provide the amount of any indirect costs.	N/A.
Any indirect costs funded with other MOF?	NO.
Objectives and indicators in the Operational Plan.	All objectives and indicators in the Operational Plan are funded in part by this fee.
Additional information or comments.	N/A.

Form 34692 — 440 - TC BR-6 SG WITHOLDING

Expenditures	Existing Operating Budget as of 10/01/2024			FY2025-2026 Total Request			FY2026-2027 Projected		
	Means of Financing	In-Kind Match	Cash Match	Means of Financing	In-Kind Match	Cash Match	Means of Financing	In-Kind Match	Cash Match
Salaries	5,556,199	—	—	6,344,960	—	—	6,344,960	—	—
Other Compensation	192,523	—	—	321,945	—	—	321,945	—	—
Related Benefits	3,611,610	—	—	4,139,494	—	—	4,139,494	—	—
TOTAL PERSONAL SERVICES	\$9,360,332	—	—	\$10,806,399	—	—	\$10,806,399	—	—
Travel	127,776	—	—	137,198	—	—	137,198	—	—
Operating Services	872,667	—	—	936,986	—	—	936,986	—	—
Supplies	40,813	—	—	43,820	—	—	43,820	—	—
TOTAL OPERATING EXPENSES	\$1,041,256	—	—	\$1,118,004	—	—	\$1,118,004	—	—
PROFESSIONAL SERVICES	\$638,935	—	—	\$620,886	—	—	\$620,886	—	—
Other Charges	101,372	—	—	154,015	—	—	154,015	—	—
Debt Service	—	—	—	—	—	—	—	—	—
Interagency Transfers	4,556,601	—	—	4,463,507	—	—	4,463,507	—	—
TOTAL OTHER CHARGES	\$4,657,973	—	—	\$4,617,522	—	—	\$4,617,522	—	—
Acquisitions	60,097	—	—	5,501	—	—	5,501	—	—
Major Repairs	—	—	—	—	—	—	—	—	—
TOTAL ACQ. & MAJOR REPAIRS	\$60,097	—	—	\$5,501	—	—	\$5,501	—	—
TOTAL EXPENDITURES	\$15,758,593	—	—	\$17,168,312	—	—	\$17,168,312	—	—

Form 34692 — 440 - TC BR-6 SG WITHOLDING

Question	Narrative Response
State the purpose, source and legal citation.	The fees and self-generated revenues are provided for by Act 348 of the 2020 Regular Session payable out of the state general fund for additional operating expenses.
Agency discretion or Federal requirement?	The line item requests for expenditures reflect agency discretion.
Describe any budgetary peculiarities.	N/A.
Is the Total Request amount for multiple years?	NO.
Additional information or comments.	N/A.
Provide the amount of any indirect costs.	N/A.
Any indirect costs funded with other MOF?	NO.
Objectives and indicators in the Operational Plan.	All objectives and indicators in the Operational Plan are funded in part by this fee.
Additional information or comments.	N/A.

Form 34727 — 440 - CG BR-6 SG LIMITED LICENSE

Expenditures	Existing Operating Budget as of 10/01/2024			FY2025-2026 Total Request			FY2026-2027 Projected		
	Means of Financing	In-Kind Match	Cash Match	Means of Financing	In-Kind Match	Cash Match	Means of Financing	In-Kind Match	Cash Match
Salaries	1,196	—	—	1,202	—	—	1,202	—	—
Other Compensation	26	—	—	26	—	—	26	—	—
Related Benefits	630	—	—	639	—	—	639	—	—
TOTAL PERSONAL SERVICES	\$1,852	—	—	\$1,867	—	—	\$1,867	—	—
Travel	15	—	—	15	—	—	15	—	—
Operating Services	64	—	—	65	—	—	65	—	—
Supplies	8	—	—	9	—	—	9	—	—
TOTAL OPERATING EXPENSES	\$87	—	—	\$89	—	—	\$89	—	—
PROFESSIONAL SERVICES	—	—	—	—	—	—	—	—	—
Other Charges	—	—	—	—	—	—	—	—	—
Debt Service	—	—	—	—	—	—	—	—	—
Interagency Transfers	687	—	—	686	—	—	686	—	—
TOTAL OTHER CHARGES	\$687	—	—	\$686	—	—	\$686	—	—
Acquisitions	38	—	—	—	—	—	—	—	—
Major Repairs	—	—	—	—	—	—	—	—	—
TOTAL ACQ. & MAJOR REPAIRS	\$38	—	—	—	—	—	—	—	—
TOTAL EXPENDITURES	\$2,664	—	—	\$2,642	—	—	\$2,642	—	—

Form 34727 — 440 - CG BR-6 SG LIMITED LICENSE

Question	Narrative Response
State the purpose, source and legal citation.	Revenue received from Limited Licenses is used to support the entire program operations. Per LAC 42:I.1722 Qualifications and requirements are set forth for a limited raffle license. The rule establishes a reduced license and renewal fee of \$25.00.
Agency discretion or Federal requirement?	The line item requests for expenditures reflect agency discretion.
Describe any budgetary peculiarities.	N/A.
Is the Total Request amount for multiple years?	NO.
Additional information or comments.	N/A.
Provide the amount of any indirect costs.	The indirect costs associated with this service would include overhead for administration, licensing and auditing services, and information technology support. These indirect costs are located in all expenditure categories. All costs are funded with this fee and the other Fees and Self-Generated sources.
Any indirect costs funded with other MOF?	NO.
Objectives and indicators in the Operational Plan.	All objectives and indicators in the Operational Plan are funded in part by this fee.
Additional information or comments.	N/A.

Form 34730 — 440 - CG BR-6 SG VIDEO MACH PERMIT

Expenditures	Existing Operating Budget as of 10/01/2024			FY2025-2026 Total Request			FY2026-2027 Projected		
	Means of Financing	In-Kind Match	Cash Match	Means of Financing	In-Kind Match	Cash Match	Means of Financing	In-Kind Match	Cash Match
Salaries	390,737	—	—	392,863	—	—	392,863	—	—
Other Compensation	8,610	—	—	8,610	—	—	8,610	—	—
Related Benefits	205,779	—	—	208,878	—	—	208,878	—	—
TOTAL PERSONAL SERVICES	\$605,126	—	—	\$610,351	—	—	\$610,351	—	—
Travel	4,752	—	—	4,859	—	—	4,859	—	—
Operating Services	20,819	—	—	21,286	—	—	21,286	—	—
Supplies	2,754	—	—	2,816	—	—	2,816	—	—
TOTAL OPERATING EXPENSES	\$28,325	—	—	\$28,961	—	—	\$28,961	—	—
PROFESSIONAL SERVICES	—	—	—	—	—	—	—	—	—
Other Charges	—	—	—	—	—	—	—	—	—
Debt Service	—	—	—	—	—	—	—	—	—
Interagency Transfers	224,255	—	—	224,255	—	—	224,255	—	—
TOTAL OTHER CHARGES	\$224,255	—	—	\$224,255	—	—	\$224,255	—	—
Acquisitions	12,490	—	—	—	—	—	—	—	—
Major Repairs	—	—	—	—	—	—	—	—	—
TOTAL ACQ. & MAJOR REPAIRS	\$12,490	—	—	—	—	—	—	—	—
TOTAL EXPENDITURES	\$870,196	—	—	\$863,567	—	—	\$863,567	—	—

Form 34730 — 440 - CG BR-6 SG VIDEO MACH PERMIT

Question	Narrative Response
State the purpose, source and legal citation.	Revenue received from Video Machine Permits is used to support the entire program operations. Per LAC 42:I.1807 (B) - An application to permit an electronic video bingo machine must be submitted to the Electronic Video Bingo Panel of the department upon forms prescribed by the department. The first installment \$150 of the \$600 permit fee must accompany each application.
Agency discretion or Federal requirement?	The line item requests for expenditures reflect agency discretion.
Describe any budgetary peculiarities.	N/A
Is the Total Request amount for multiple years?	NO.
Additional information or comments.	N/A.
Provide the amount of any indirect costs.	The indirect costs associated with this service would include overhead for administration, licensing and auditing services, and information technology support. These indirect costs are located in all expenditure categories. All costs are funded with this fee and the other Fees and Self-Generated sources.
Any indirect costs funded with other MOF?	NO.
Objectives and indicators in the Operational Plan.	All objectives and indicators in the Operational Plan are funded in part by this fee.
Additional information or comments.	N/A.

Form 34746 — 440 - TC BR-6 SG SURPLUS

Expenditures	Existing Operating Budget as of 10/01/2024			FY2025-2026 Total Request			FY2026-2027 Projected		
	Means of Financing	In-Kind Match	Cash Match	Means of Financing	In-Kind Match	Cash Match	Means of Financing	In-Kind Match	Cash Match
Salaries	19,074,676	—	—	18,478,695	—	—	18,478,695	—	—
Other Compensation	660,942	—	—	937,614	—	—	937,614	—	—
Related Benefits	12,398,814	—	—	12,055,624	—	—	12,055,624	—	—
TOTAL PERSONAL SERVICES	\$32,134,432	—	—	\$31,471,933	—	—	\$31,471,933	—	—
Travel	438,663	—	—	399,568	—	—	399,568	—	—
Operating Services	2,995,907	—	—	2,728,825	—	—	2,728,825	—	—
Supplies	140,113	—	—	127,621	—	—	127,621	—	—
TOTAL OPERATING EXPENSES	\$3,574,683	—	—	\$3,256,014	—	—	\$3,256,014	—	—
PROFESSIONAL SERVICES	\$2,193,492	—	—	\$1,808,232	—	—	\$1,808,232	—	—
Other Charges	348,015	—	—	448,542	—	—	448,542	—	—
Debt Service	—	—	—	—	—	—	—	—	—
Interagency Transfers	15,643,013	—	—	12,999,259	—	—	12,999,259	—	—
TOTAL OTHER CHARGES	\$15,991,028	—	—	\$13,447,801	—	—	\$13,447,801	—	—
Acquisitions	206,317	—	—	16,020	—	—	16,020	—	—
Major Repairs	—	—	—	—	—	—	—	—	—
TOTAL ACQ. & MAJOR REPAIRS	\$206,317	—	—	\$16,020	—	—	\$16,020	—	—
TOTAL EXPENDITURES	\$54,099,952	—	—	\$50,000,000	—	—	\$50,000,000	—	—

Form 34746 — 440 - TC BR-6 SG SURPLUS

Question	Narrative Response
State the purpose, source and legal citation.	Surplus revenue received is used to support the entire program operations. Per R.S. 39:2(48) 'Surplus' means the excess for any fiscal year of the actual monies received and any monies or balances carried forward over the actual expenditures paid by warrant or transfer for any fund at the close of the fiscal year as such are reported by the office of statewide reporting within the division of administration.
Agency discretion or Federal requirement?	The line item requests for expenditures reflect agency discretion.
Describe any budgetary peculiarities.	N/A
Is the Total Request amount for multiple years?	NO
Additional information or comments.	N/A
Provide the amount of any indirect costs.	N/A
Any indirect costs funded with other MOF?	NO.
Objectives and indicators in the Operational Plan.	N/A
Additional information or comments.	N/A

Form 34790 — 440 - CG BR-6 SG MFG LICENSE

Expenditures	Existing Operating Budget as of 10/01/2024			FY2025-2026 Total Request			FY2026-2027 Projected		
	Means of Financing	In-Kind Match	Cash Match	Means of Financing	In-Kind Match	Cash Match	Means of Financing	In-Kind Match	Cash Match
Salaries	997	—	—	1,002	—	—	1,002	—	—
Other Compensation	22	—	—	22	—	—	22	—	—
Related Benefits	525	—	—	533	—	—	533	—	—
TOTAL PERSONAL SERVICES	\$1,544	—	—	\$1,557	—	—	\$1,557	—	—
Travel	12	—	—	12	—	—	12	—	—
Operating Services	53	—	—	54	—	—	54	—	—
Supplies	7	—	—	7	—	—	7	—	—
TOTAL OPERATING EXPENSES	\$72	—	—	\$73	—	—	\$73	—	—
PROFESSIONAL SERVICES	—	—	—	—	—	—	—	—	—
Other Charges	—	—	—	—	—	—	—	—	—
Debt Service	—	—	—	—	—	—	—	—	—
Interagency Transfers	572	—	—	572	—	—	572	—	—
TOTAL OTHER CHARGES	\$572	—	—	\$572	—	—	\$572	—	—
Acquisitions	32	—	—	—	—	—	—	—	—
Major Repairs	—	—	—	—	—	—	—	—	—
TOTAL ACQ. & MAJOR REPAIRS	\$32	—	—	—	—	—	—	—	—
TOTAL EXPENDITURES	\$2,220	—	—	\$2,202	—	—	\$2,202	—	—

Form 34790 — 440 - CG BR-6 SG MFG LICENSE

Question	Narrative Response
State the purpose, source and legal citation.	Revenue received from Manufacturer's License is used to support the entire program operations. Per R.S. 4:705 (2) (a) - Any person or other entity who manufactures for sale, offers for sale, or otherwise furnishes any gaming supplies or equipment to a licensed distributor for use in conduct of any game of chance is required to have a license and shall be assessed a fee of two thousand five hundred dollars for issuance.
Agency discretion or Federal requirement?	The line item requests for expenditures reflect agency discretion.
Describe any budgetary peculiarities.	N/A.
Is the Total Request amount for multiple years?	NO.
Additional information or comments.	N/A.
Provide the amount of any indirect costs.	The indirect costs associated with this service would include overhead for administration, licensing and auditing services, and information technology support. These indirect costs are located in all expenditure categories. All costs are funded with this fee and the other Fees and Self-Generated sources.
Any indirect costs funded with other MOF?	NO.
Objectives and indicators in the Operational Plan.	All objectives and indicators in the Operational Plan are funded in part by this fee.
Additional information or comments.	N/A.

Form 38017 — 440 - CG BR-6 SG EVG DISTRIB LICENSE

Expenditures	Existing Operating Budget as of 10/01/2024			FY2025-2026 Total Request			FY2026-2027 Projected		
	Means of Financing	In-Kind Match	Cash Match	Means of Financing	In-Kind Match	Cash Match	Means of Financing	In-Kind Match	Cash Match
Salaries	1,595	—	—	1,604	—	—	1,604	—	—
Other Compensation	35	—	—	35	—	—	35	—	—
Related Benefits	840	—	—	853	—	—	853	—	—
TOTAL PERSONAL SERVICES	\$2,470	—	—	\$2,492	—	—	\$2,492	—	—
Travel	19	—	—	20	—	—	20	—	—
Operating Services	85	—	—	87	—	—	87	—	—
Supplies	11	—	—	11	—	—	11	—	—
TOTAL OPERATING EXPENSES	\$115	—	—	\$118	—	—	\$118	—	—
PROFESSIONAL SERVICES	—	—	—	—	—	—	—	—	—
Other Charges	—	—	—	—	—	—	—	—	—
Debt Service	—	—	—	—	—	—	—	—	—
Interagency Transfers	915	—	—	915	—	—	915	—	—
TOTAL OTHER CHARGES	\$915	—	—	\$915	—	—	\$915	—	—
Acquisitions	51	—	—	—	—	—	—	—	—
Major Repairs	—	—	—	—	—	—	—	—	—
TOTAL ACQ. & MAJOR REPAIRS	\$51	—	—	—	—	—	—	—	—
TOTAL EXPENDITURES	\$3,551	—	—	\$3,525	—	—	\$3,525	—	—

Form 38017 — 440 - CG BR-6 SG EVG DISTRIB LICENSE

Question	Narrative Response
State the purpose, source and legal citation.	Revenue received from EVG Distributor License is used to support the entire program operations. Per R.S. 4:705 (2) (b) - Any person or other entity who sells, offers for sale, or otherwise furnishes to any person supplies or equipment for use in the conduct of any game or chance is required to have a license.
Agency discretion or Federal requirement?	The line item requests for expenditures reflect agency discretion.
Describe any budgetary peculiarities.	N/A.
Is the Total Request amount for multiple years?	NO.
Additional information or comments.	N/A.
Provide the amount of any indirect costs.	The indirect costs associated with this service would include overhead for administration, licensing and auditing services, and information technology support. These indirect costs are located in all expenditure categories. All costs are funded with this fee and the other Fees and Self-Generated sources.
Any indirect costs funded with other MOF?	NO.
Objectives and indicators in the Operational Plan.	All objectives and indicators in the Operational Plan are funded in part by this fee.
Additional information or comments.	N/A.

Form 38093 — 440 - TC BR-6 SG MOTOR VEHICLE SALES

Expenditures	Existing Operating Budget as of 10/01/2024			FY2025-2026 Total Request			FY2026-2027 Projected		
	Means of Financing	In-Kind Match	Cash Match	Means of Financing	In-Kind Match	Cash Match	Means of Financing	In-Kind Match	Cash Match
Salaries	809,532	—	—	924,453	—	—	924,453	—	—
Other Compensation	28,051	—	—	46,907	—	—	46,907	—	—
Related Benefits	526,208	—	—	603,120	—	—	603,120	—	—
TOTAL PERSONAL SERVICES	\$1,363,791	—	—	\$1,574,480	—	—	\$1,574,480	—	—
Travel	18,617	—	—	19,990	—	—	19,990	—	—
Operating Services	127,147	—	—	136,518	—	—	136,518	—	—
Supplies	5,947	—	—	6,385	—	—	6,385	—	—
TOTAL OPERATING EXPENSES	\$151,711	—	—	\$162,893	—	—	\$162,893	—	—
PROFESSIONAL SERVICES	\$93,092	—	—	\$90,463	—	—	\$90,463	—	—
Other Charges	14,770	—	—	22,440	—	—	22,440	—	—
Debt Service	—	—	—	—	—	—	—	—	—
Interagency Transfers	663,892	—	—	650,328	—	—	650,328	—	—
TOTAL OTHER CHARGES	\$678,662	—	—	\$672,768	—	—	\$672,768	—	—
Acquisitions	8,756	—	—	801	—	—	801	—	—
Major Repairs	—	—	—	—	—	—	—	—	—
TOTAL ACQ. & MAJOR REPAIRS	\$8,756	—	—	\$801	—	—	\$801	—	—
TOTAL EXPENDITURES	\$2,296,012	—	—	\$2,501,405	—	—	\$2,501,405	—	—

Form 38093 — 440 - TC BR-6 SG MOTOR VEHICLE SALES

Question	Narrative Response
State the purpose, source and legal citation.	Proposed law levies a road usage fee not to exceed \$110 per year on each electric vehicle and an annual road usage fee not to exceed \$60 per year on each hybrid vehicle operated on state highways which are required to be registered in accordance with present law. Proposed law defines 'electric vehicle', 'hybrid vehicle' and 'owner'. Proposed law authorizes the Secretary of the Louisiana Department of Revenue (LDR) to collect the fees imposed by proposed law and requires that the fees shall be due on or before May 15th for the preceding year in which the electric vehicle or hybrid vehicle was operated on the highways of the state. Proposed law authorizes that the Secretary of LDR, in consultation with the Secretary of the Department of Transportation, shall promulgate rules under proposed law relative to developing a prorate fee schedule applicable to electric vehicles that operate in the state for less than one year; prescribing and publishing returns, forms, schedules, and method upon which the fee is levied; and to provide for the collection and administration procedures necessary to administer proposed law. Proposed law requires proceeds from the fees generated to be deposited as follows: 70% proceeds be deposited into the Construction Subfund of the Transportation Trust Fund; 30% of the proceeds be deposited into the Parish Transportation Fund and distributed to local governments in accordance with the formula set forth in present law. Proposed law exempts school buses.
Agency discretion or Federal requirement?	N/A
Describe any budgetary peculiarities.	LDR reports that implementation of proposed law will result in approximately \$61,680 in additional expenditures related to programming, testing, and system development. LDR reports that it will absorb these costs in its existing operating budget for the implementation and administration of this law.
Is the Total Request amount for multiple years?	N/A
Additional information or comments.	N/A
Provide the amount of any indirect costs.	N/A
Any indirect costs funded with other MOF?	N/A
Objectives and indicators in the Operational Plan.	N/A
Additional information or comments.	N/A

Form 38141 — 440 - CG BR-6 LICENSES-OTHER EXEMPT RENEW

Expenditures	Existing Operating Budget as of 10/01/2024			FY2025-2026 Total Request			FY2026-2027 Projected		
	Means of Financing	In-Kind Match	Cash Match	Means of Financing	In-Kind Match	Cash Match	Means of Financing	In-Kind Match	Cash Match
Salaries	—	—	—	—	—	—	—	—	—
Other Compensation	—	—	—	—	—	—	—	—	—
Related Benefits	—	—	—	—	—	—	—	—	—
TOTAL PERSONAL SERVICES	—	—	—	—	—	—	—	—	—
Travel	—	—	—	—	—	—	—	—	—
Operating Services	—	—	—	—	—	—	—	—	—
Supplies	—	—	—	—	—	—	—	—	—
TOTAL OPERATING EXPENSES	—	—	—	—	—	—	—	—	—
PROFESSIONAL SERVICES	—	—	—	—	—	—	—	—	—
Other Charges	—	—	—	—	—	—	—	—	—
Debt Service	—	—	—	—	—	—	—	—	—
Interagency Transfers	—	—	—	—	—	—	—	—	—
TOTAL OTHER CHARGES	—	—	—	—	—	—	—	—	—
Acquisitions	—	—	—	—	—	—	—	—	—
Major Repairs	—	—	—	—	—	—	—	—	—
TOTAL ACQ. & MAJOR REPAIRS	—	—	—	—	—	—	—	—	—
TOTAL EXPENDITURES	—	—	—	—	—	—	—	—	—

Form 38141 — 440 - CG BR-6 LICENSES-OTHER EXEMPT RENEW

Question	Narrative Response
State the purpose, source and legal citation.	During Legislative Session, Charitable Gaming had new legislation to pass that incorporated Limited Raffle Licenses. In order to collect those fees and accept those new applicants, the fees were collected as other exempts and other exempt renew until an Emergency Rule was created and promulgated.
Agency discretion or Federal requirement?	The line item requests for expenditures reflect agency discretion.
Describe any budgetary peculiarities.	N/A
Is the Total Request amount for multiple years?	NO.
Additional information or comments.	N/A
Provide the amount of any indirect costs.	The indirect costs associated with this service would include overhead for administration, licensing and auditing services, and information technology support. These indirect costs are located in all expenditure categories. All costs are funded with this fee and the other Fees and Self-Generated sources.
Any indirect costs funded with other MOF?	NO.
Objectives and indicators in the Operational Plan.	All objectives and indicators in the Operational Plan are funded in part by this fee.
Additional information or comments.	N/A

Form 38145 — 440 - CG BR-6 SG LICENSES-OTHER EXEMPT

Expenditures	Existing Operating Budget as of 10/01/2024			FY2025-2026 Total Request			FY2026-2027 Projected		
	Means of Financing	In-Kind Match	Cash Match	Means of Financing	In-Kind Match	Cash Match	Means of Financing	In-Kind Match	Cash Match
Salaries	—	—	—	—	—	—	—	—	—
Other Compensation	—	—	—	—	—	—	—	—	—
Related Benefits	—	—	—	—	—	—	—	—	—
TOTAL PERSONAL SERVICES	—	—	—	—	—	—	—	—	—
Travel	—	—	—	—	—	—	—	—	—
Operating Services	—	—	—	—	—	—	—	—	—
Supplies	—	—	—	—	—	—	—	—	—
TOTAL OPERATING EXPENSES	—	—	—	—	—	—	—	—	—
PROFESSIONAL SERVICES	—	—	—	—	—	—	—	—	—
Other Charges	—	—	—	—	—	—	—	—	—
Debt Service	—	—	—	—	—	—	—	—	—
Interagency Transfers	—	—	—	—	—	—	—	—	—
TOTAL OTHER CHARGES	—	—	—	—	—	—	—	—	—
Acquisitions	—	—	—	—	—	—	—	—	—
Major Repairs	—	—	—	—	—	—	—	—	—
TOTAL ACQ. & MAJOR REPAIRS	—	—	—	—	—	—	—	—	—
TOTAL EXPENDITURES	—	—	—	—	—	—	—	—	—

Form 38145 — 440 - CG BR-6 SG LICENSES-OTHER EXEMPT

Question	Narrative Response
State the purpose, source and legal citation.	During Legislative Session, Charitable Gaming had new legislation to pass that incorporated Limited Raffle Licenses. In order to collect those fees and accept those new applicants, the fees were collected as other exempts and other exempt renew until an Emergency Rule was created and promulgated.
Agency discretion or Federal requirement?	The line item requests for expenditures reflect agency discretion.
Describe any budgetary peculiarities.	N/A.
Is the Total Request amount for multiple years?	NO.
Additional information or comments.	N/A.
Provide the amount of any indirect costs.	The indirect costs associated with this service would include overhead for administration, licensing and auditing services, and information technology support. These indirect costs are located in all expenditure categories. All costs are funded with this fee and the other Fees and Self-Generated sources.
Any indirect costs funded with other MOF?	NO.
Objectives and indicators in the Operational Plan.	All objectives and indicators in the Operational Plan are funded in part by this fee.
Additional information or comments.	N/A.

Form 38595 — 440 - ATC BR-6 SG SELF DISTRIBUTION

Expenditures	Existing Operating Budget as of 10/01/2024			FY2025-2026 Total Request			FY2026-2027 Projected		
	Means of Financing	In-Kind Match	Cash Match	Means of Financing	In-Kind Match	Cash Match	Means of Financing	In-Kind Match	Cash Match
Salaries	1,853	—	—	2,699	—	—	2,699	—	—
Other Compensation	139	—	—	85	—	—	85	—	—
Related Benefits	1,058	—	—	1,531	—	—	1,531	—	—
TOTAL PERSONAL SERVICES	\$3,050	—	—	\$4,315	—	—	\$4,315	—	—
Travel	51	—	—	68	—	—	68	—	—
Operating Services	90	—	—	123	—	—	123	—	—
Supplies	56	—	—	103	—	—	103	—	—
TOTAL OPERATING EXPENSES	\$197	—	—	\$294	—	—	\$294	—	—
PROFESSIONAL SERVICES	\$219	—	—	\$224	—	—	\$224	—	—
Other Charges	234	—	—	234	—	—	234	—	—
Debt Service	—	—	—	—	—	—	—	—	—
Interagency Transfers	414	—	—	421	—	—	421	—	—
TOTAL OTHER CHARGES	\$648	—	—	\$655	—	—	\$655	—	—
Acquisitions	18	—	—	1,091	—	—	1,091	—	—
Major Repairs	—	—	—	—	—	—	—	—	—
TOTAL ACQ. & MAJOR REPAIRS	\$18	—	—	\$1,091	—	—	\$1,091	—	—
TOTAL EXPENDITURES	\$4,132	—	—	\$6,579	—	—	\$6,579	—	—

Form 38595 — 440 - ATC BR-6 SG SELF DISTRIBUTION

Question	Narrative Response
State the purpose, source and legal citation.	Revenue received from Self Distribution is used to support the entire program operations. Per R.S. 26:82.1, the manufacturing distiller shall remit all excise and other applicable taxes and fees on all alcoholic liquors distilled at its manufacturing distillery that are self-distributed.
Agency discretion or Federal requirement?	The line item requests for expenditures reflect agency discretion.
Describe any budgetary peculiarities.	N/A
Is the Total Request amount for multiple years?	No.
Additional information or comments.	N/A
Provide the amount of any indirect costs.	The indirect costs associated with this service would include overhead for administration, licensing and auditing services, and information technology support. These indirect costs are located in all expenditure categories. All costs are funded with this fee and the other Fees and Self-Generated sources.
Any indirect costs funded with other MOF?	No.
Objectives and indicators in the Operational Plan.	All objectives and indicators in the Operational Plan are funded in part by this fee.
Additional information or comments.	N/A

Form 38597 — 440 - ATC BR-6 SG VAPOR PRODUCT

Expenditures	Existing Operating Budget as of 10/01/2024			FY2025-2026 Total Request			FY2026-2027 Projected		
	Means of Financing	In-Kind Match	Cash Match	Means of Financing	In-Kind Match	Cash Match	Means of Financing	In-Kind Match	Cash Match
Salaries	12,411	—	—	18,400	—	—	18,400	—	—
Other Compensation	929	—	—	577	—	—	577	—	—
Related Benefits	7,091	—	—	10,436	—	—	10,436	—	—
TOTAL PERSONAL SERVICES	\$20,431	—	—	\$29,413	—	—	\$29,413	—	—
Travel	338	—	—	461	—	—	461	—	—
Operating Services	601	—	—	835	—	—	835	—	—
Supplies	375	—	—	702	—	—	702	—	—
TOTAL OPERATING EXPENSES	\$1,314	—	—	\$1,998	—	—	\$1,998	—	—
PROFESSIONAL SERVICES	\$1,467	—	—	\$1,530	—	—	\$1,530	—	—
Other Charges	1,566	—	—	1,597	—	—	1,597	—	—
Debt Service	—	—	—	—	—	—	—	—	—
Interagency Transfers	2,772	—	—	2,873	—	—	2,873	—	—
TOTAL OTHER CHARGES	\$4,338	—	—	\$4,470	—	—	\$4,470	—	—
Acquisitions	119	—	—	7,441	—	—	7,441	—	—
Major Repairs	—	—	—	—	—	—	—	—	—
TOTAL ACQ. & MAJOR REPAIRS	\$119	—	—	\$7,441	—	—	\$7,441	—	—
TOTAL EXPENDITURES	\$27,669	—	—	\$44,852	—	—	\$44,852	—	—

Form 38597 — 440 - ATC BR-6 SG VAPOR PRODUCT

Question	Narrative Response
State the purpose, source and legal citation.	Revenue received from Vapor Product is used to support the entire program operations. Per R.S. 26:926.1 (G), each certifying vapor product manufacturer or alternative nicotine product manufacturer shall pay an initial fee of one hundred dollars per product stock keeping unit or SKU to offset the costs incurred by the commissioner for processing the certifications and operating the directory. The commissioner shall collect an annual renewal fee of one hundred dollars per product stock keeping unit or SKU to offset the costs associated with maintaining the directory and satisfying the requirements of this Section. The fees received pursuant to this Section by the commissioner shall be used by the office of alcohol and tobacco control exclusively for processing the certifications and operating and maintaining the directory.
Agency discretion or Federal requirement?	The line item requests for expenditures reflect agency discretion.
Describe any budgetary peculiarities.	N/A
Is the Total Request amount for multiple years?	No.
Additional information or comments.	N/A
Provide the amount of any indirect costs.	The indirect costs associated with this service would include overhead for administration, licensing and auditing services, and information technology support. These indirect costs are located in all expenditure categories. All costs are funded with this fee and the other Fees and Self-Generated sources.
Any indirect costs funded with other MOF?	No.
Objectives and indicators in the Operational Plan.	All objectives and indicators in the Operational Plan are funded in part by this fee.
Additional information or comments.	N/A

Form 38599 — 440 - ATC BR-6 SG VAPOR PRODUCT VIOLATION

Expenditures	Existing Operating Budget as of 10/01/2024			FY2025-2026 Total Request			FY2026-2027 Projected		
	Means of Financing	In-Kind Match	Cash Match	Means of Financing	In-Kind Match	Cash Match	Means of Financing	In-Kind Match	Cash Match
Salaries	5,372	—	—	8,071	—	—	8,071	—	—
Other Compensation	402	—	—	253	—	—	253	—	—
Related Benefits	3,069	—	—	4,578	—	—	4,578	—	—
TOTAL PERSONAL SERVICES	\$8,843	—	—	\$12,902	—	—	\$12,902	—	—
Travel	146	—	—	202	—	—	202	—	—
Operating Services	260	—	—	366	—	—	366	—	—
Supplies	162	—	—	308	—	—	308	—	—
TOTAL OPERATING EXPENSES	\$568	—	—	\$876	—	—	\$876	—	—
PROFESSIONAL SERVICES	\$635	—	—	\$671	—	—	\$671	—	—
Other Charges	678	—	—	701	—	—	701	—	—
Debt Service	—	—	—	—	—	—	—	—	—
Interagency Transfers	1,200	—	—	1,260	—	—	1,260	—	—
TOTAL OTHER CHARGES	\$1,878	—	—	\$1,961	—	—	\$1,961	—	—
Acquisitions	52	—	—	3,264	—	—	3,264	—	—
Major Repairs	—	—	—	—	—	—	—	—	—
TOTAL ACQ. & MAJOR REPAIRS	\$52	—	—	\$3,264	—	—	\$3,264	—	—
TOTAL EXPENDITURES	\$11,976	—	—	\$19,674	—	—	\$19,674	—	—

Form 38599 — 440 - ATC BR-6 SG VAPOR PRODUCT VIOLATION

Question	Narrative Response
State the purpose, source and legal citation.	Revenue received from Vapor Product Violation is used to support the entire program operations. Per R.S. 14:91.6 (C), w hoever violates a provision of this section shall be fined not less than one hundred dollars nor more than five hundred dollars upon conviction.
Agency discretion or Federal requirement?	The line item requests for expenditures reflect agency discretion.
Describe any budgetary peculiarities.	N/A
Is the Total Request amount for multiple years?	No.
Additional information or comments.	N/A
Provide the amount of any indirect costs.	The indirect costs associated with this service would include overhead for administration, licensing and auditing services, and information technology support. These indirect costs are located in all expenditure categories. All costs are funded with this fee and the other Fees and Self-Generated sources.
Any indirect costs funded with other MOF?	No.
Objectives and indicators in the Operational Plan.	All objectives and indicators in the Operational Plan are funded in part by this fee.
Additional information or comments.	N/A

Form 38983 — 440 - ATC BR-6 ALCOHOL & TOBACCO CONTROL

Expenditures	Existing Operating Budget as of 10/01/2024			FY2025-2026 Total Request			FY2026-2027 Projected		
	Means of Financing	In-Kind Match	Cash Match	Means of Financing	In-Kind Match	Cash Match	Means of Financing	In-Kind Match	Cash Match
Salaries	33	—	—	78	—	—	78	—	—
Other Compensation	2	—	—	2	—	—	2	—	—
Related Benefits	19	—	—	44	—	—	44	—	—
TOTAL PERSONAL SERVICES	\$54	—	—	\$124	—	—	\$124	—	—
Travel	1	—	—	2	—	—	2	—	—
Operating Services	2	—	—	4	—	—	4	—	—
Supplies	1	—	—	3	—	—	3	—	—
TOTAL OPERATING EXPENSES	\$4	—	—	\$9	—	—	\$9	—	—
PROFESSIONAL SERVICES	\$4	—	—	\$6	—	—	\$6	—	—
Other Charges	4	—	—	7	—	—	7	—	—
Debt Service	—	—	—	—	—	—	—	—	—
Interagency Transfers	7	—	—	12	—	—	12	—	—
TOTAL OTHER CHARGES	\$11	—	—	\$19	—	—	\$19	—	—
Acquisitions	—	—	—	32	—	—	32	—	—
Major Repairs	—	—	—	—	—	—	—	—	—
TOTAL ACQ. & MAJOR REPAIRS	—	—	—	\$32	—	—	\$32	—	—
TOTAL EXPENDITURES	\$73	—	—	\$190	—	—	\$190	—	—

Form 38983 — 440 - ATC BR-6 ALCOHOL & TOBACCO CONTROL

Question	Narrative Response
State the purpose, source and legal citation.	Revenue received from Alcohol and Beverage Control fees is used to support the entire program operations. Per R.S. 26:271 (A), before engaging in the business of dealing in malt beverages or beverages of low alcoholic content, all manufacturers, wholesale and retail dealers, and microbrewers shall obtain from the commissioner, according to established rules and regulations, a permit to conduct each separate manufacturing, wholesale, retail, or microbrewery business and shall pay for each permit a fee not to exceed the amounts provided for in the following schedule and in accordance with regulations promulgated pursuant to the provisions of the Administrative Procedure Act for each year the permit is valid. Fees are listed in law.
Agency discretion or Federal requirement?	The line item requests for expenditures reflect agency discretion.
Describe any budgetary peculiarities.	N/A
Is the Total Request amount for multiple years?	No.
Additional information or comments.	N/A
Provide the amount of any indirect costs.	The indirect costs associated with this service would include overhead for administration, licensing and auditing services, and information technology support. These indirect costs are located in all expenditure categories. All costs are funded with this fee and the other Fees and Self-Generated sources.
Any indirect costs funded with other MOF?	No.
Objectives and indicators in the Operational Plan.	All objectives and indicators in the Operational Plan are funded in part by this fee.
Additional information or comments.	N/A

EXPENDITURES BY MEANS OF FINANCING

Existing Operating Budget

Expenditures	Used as a Cash Match	Total Means of Financing By Expenditure	Total State General Fund	Interagency Transfers Form ID 33998 LDH-COMPLIANCE CHECK	Interagency Transfers Form ID 33999 DPS-COPS IN SHOPS	Fees & Self-generated Form ID 33821 CG MFG LIC RENEWAL
Salaries	—	44,902,361	—	120,000	162,500	14,951
Other Compensation	—	1,718,388	—	—	—	329
Related Benefits	—	28,493,499	—	2,790	2,500	7,874
TOTAL PERSONAL SERVICES	—	\$75,114,248	—	\$122,790	\$165,000	\$23,154
Travel	—	1,027,318	—	—	—	182
Operating Services	—	6,514,118	—	47,210	—	797
Supplies	—	467,211	—	40,000	—	105
TOTAL OPERATING EXPENSES	—	\$8,008,647	—	\$87,210	—	\$1,084
PROFESSIONAL SERVICES	—	\$4,969,149	—	—	—	—
Other Charges	—	1,281,183	—	90,000	—	—
Debt Service	—	—	—	—	—	—
Interagency Transfers	—	34,011,388	—	50,000	—	8,581
TOTAL OTHER CHARGES	—	\$35,292,571	—	\$140,000	—	\$8,581
Acquisitions	—	517,966	—	—	—	478
Major Repairs	—	—	—	—	—	—
TOTAL ACQ. & MAJOR REPAIRS	—	\$517,966	—	—	—	\$478
TOTAL EXPENDITURES	—	\$123,902,581	—	\$350,000	\$165,000	\$33,297

Expenditures by Means of Financing

Existing Operating Budget

Expenditures	Fees & Self-generated Form ID 33956 ATC SP EVNT PRMT NO- PROB	Fees & Self-generated Form ID 33960 ATC SP.EVNT PRMT PROF C	Fees & Self-generated Form ID 33961 ATC LIQ GROSS SALES FEE	Fees & Self-generated Form ID 33965 ATC CATERER & PENALTIES	Fees & Self-generated Form ID 33966 ATC CATERER IND CONCES	Fees & Self-generated Form ID 33968 ATC DUP PERMIT FEE
Salaries	463	11,300	129,669	10,559	408	185
Other Compensation	35	846	9,704	790	31	14
Related Benefits	264	6,456	74,084	6,032	233	106
TOTAL PERSONAL SERVICES	\$762	\$18,602	\$213,457	\$17,381	\$672	\$305
Travel	13	308	3,535	288	11	5
Operating Services	22	547	6,275	511	20	9
Supplies	14	341	3,918	319	12	6
TOTAL OPERATING EXPENSES	\$49	\$1,196	\$13,728	\$1,118	\$43	\$20
PROFESSIONAL SERVICES	\$55	\$1,336	\$15,331	\$1,248	\$48	\$22
Other Charges	58	1,426	16,359	1,332	51	23
Debt Service	—	—	—	—	—	—
Interagency Transfers	103	2,523	28,957	2,358	91	41
TOTAL OTHER CHARGES	\$161	\$3,949	\$45,316	\$3,690	\$142	\$64
Acquisitions	4	109	1,246	101	4	2
Major Repairs	—	—	—	—	—	—
TOTAL ACQ. & MAJOR REPAIRS	\$4	\$109	\$1,246	\$101	\$4	\$2
TOTAL EXPENDITURES	\$1,031	\$25,192	\$289,078	\$23,538	\$909	\$413

Expenditures by Means of Financing

Existing Operating Budget

Expenditures	Fees & Self-generated Form ID 33969 ATC MICRO BRGW/ ENFORCE	Fees & Self-generated Form ID 33970 ATC VIOL.FINE ENF FUND	Fees & Self-generated Form ID 33971 ATC POSTER FEE ENF FUND	Fees & Self-generated Form ID 33972 ATC RESP VEND PRGM	Fees & Self-generated Form ID 33974 ATC MISC. INCO	Fees & Self-generated Form ID 33976 ATC TOB RETAIL DEAL PRMT
Salaries	2,408	259,338	31,121	59,277	2,630,428	7,410
Other Compensation	180	19,408	2,329	4,436	196,849	555
Related Benefits	1,376	148,168	17,780	33,867	1,502,848	4,233
TOTAL PERSONAL SERVICES	\$3,964	\$426,914	\$51,230	\$97,580	\$4,330,125	\$12,198
Travel	66	7,070	848	1,616	71,713	202
Operating Services	117	12,550	1,506	2,869	127,290	359
Supplies	73	7,837	940	1,791	79,483	224
TOTAL OPERATING EXPENSES	\$256	\$27,457	\$3,294	\$6,276	\$278,486	\$785
PROFESSIONAL SERVICES	\$285	\$30,662	\$3,679	\$7,009	\$311,006	\$876
Other Charges	304	32,718	3,926	7,478	331,852	935
Debt Service	—	—	—	—	—	—
Interagency Transfers	538	57,914	6,950	13,237	587,417	1,655
TOTAL OTHER CHARGES	\$842	\$90,632	\$10,876	\$20,715	\$919,269	\$2,590
Acquisitions	23	2,492	299	570	25,279	71
Major Repairs	—	—	—	—	—	—
TOTAL ACQ. & MAJOR REPAIRS	\$23	\$2,492	\$299	\$570	\$25,279	\$71
TOTAL EXPENDITURES	\$5,370	\$578,157	\$69,378	\$132,150	\$5,864,165	\$16,520

Expenditures by Means of Financing

Existing Operating Budget

Expenditures	Fees & Self-generated Form ID 33977 ATC TOB VEND MACH PERMIT	Fees & Self-generated Form ID 33978 ATC TOBACCO SPEC EVENT	Fees & Self-generated Form ID 33980 ATC TOBACCONIST PRMT	Fees & Self-generated Form ID 33982 ATC TOB RESP VENDOR	Fees & Self-generated Form ID 33984 ATC OOS-RETAILERS	Fees & Self-generated Form ID 33985 ATC OOS MFG/WINE PROD
Salaries	185	111	185	5,742	296	1,667
Other Compensation	14	8	14	430	22	125
Related Benefits	106	64	106	3,281	169	953
TOTAL PERSONAL SERVICES	\$305	\$183	\$305	\$9,453	\$487	\$2,745
Travel	5	3	5	157	8	45
Operating Services	9	5	9	278	14	81
Supplies	6	3	6	174	9	50
TOTAL OPERATING EXPENSES	\$20	\$11	\$20	\$609	\$31	\$176
PROFESSIONAL SERVICES	\$22	\$13	\$22	\$679	\$35	\$197
Other Charges	23	14	23	724	37	210
Debt Service	—	—	—	—	—	—
Interagency Transfers	41	25	41	1,282	66	372
TOTAL OTHER CHARGES	\$64	\$39	\$64	\$2,006	\$103	\$582
Acquisitions	2	1	2	55	3	16
Major Repairs	—	—	—	—	—	—
TOTAL ACQ. & MAJOR REPAIRS	\$2	\$1	\$2	\$55	\$3	\$16
TOTAL EXPENDITURES	\$413	\$247	\$413	\$12,802	\$659	\$3,716

Expenditures by Means of Financing

Existing Operating Budget

Expenditures	Fees & Self-generated Form ID 33987 ATC OOS MFG/WINE PRO REN	Fees & Self-generated Form ID 33988 ATC HEMP/CBD APPLICATION	Fees & Self-generated Form ID 33991 ATC ALCOH DELIVERY/ APP	Fees & Self-generated Form ID 33993 ATC TRANSACTION FEES	Fees & Self-generated Form ID 33994 ATC 2 YEAR PERMIT ACCT	Fees & Self-generated Form ID 33995 ATC CONVERSION FEE
Salaries	556	96,325	2,038	55,758	111,145	13
Other Compensation	42	7,209	153	4,173	8,318	1
Related Benefits	318	55,034	1,164	31,856	63,501	7
TOTAL PERSONAL SERVICES	\$916	\$158,568	\$3,355	\$91,787	\$182,964	\$21
Travel	15	2,626	56	1,520	3,030	—
Operating Services	27	4,662	99	2,698	5,379	1
Supplies	17	2,911	62	1,685	3,359	—
TOTAL OPERATING EXPENSES	\$59	\$10,199	\$217	\$5,903	\$11,768	\$1
PROFESSIONAL SERVICES	\$66	\$11,389	\$241	\$6,592	\$13,141	\$2
Other Charges	70	12,152	257	7,034	14,022	2
Debt Service	—	—	—	—	—	—
Interagency Transfers	124	21,511	455	12,452	24,820	3
TOTAL OTHER CHARGES	\$194	\$33,663	\$712	\$19,486	\$38,842	\$5
Acquisitions	5	926	20	536	1,068	—
Major Repairs	—	—	—	—	—	—
TOTAL ACQ. & MAJOR REPAIRS	\$5	\$926	\$20	\$536	\$1,068	—
TOTAL EXPENDITURES	\$1,240	\$214,745	\$4,545	\$124,304	\$247,783	\$29

Expenditures by Means of Financing

Existing Operating Budget

Expenditures	Fees & Self-generated Form ID 33996 ATC NSF FEES	Fees & Self-generated Form ID 34004 ATC TOB WHSL DEAL PRMT	Fees & Self-generated Form ID 34005 ATC TOB VEND MACH OPERAT	Fees & Self-generated Form ID 34026 CG DISTRIB LICENSE	Fees & Self-generated Form ID 34033 ATC TOB VIOL FINE ENF FD	Fees & Self-generated Form ID 34046 SALES
Salaries	18	371	926	100	88,916	5,855,038
Other Compensation	1	28	69	2	6,654	202,878
Related Benefits	11	212	529	52	50,801	3,805,859
TOTAL PERSONAL SERVICES	\$30	\$611	\$1,524	\$154	\$146,371	\$9,863,775
Travel	1	10	25	1	2,424	134,649
Operating Services	1	18	45	5	4,303	919,604
Supplies	1	11	28	1	2,687	43,008
TOTAL OPERATING EXPENSES	\$3	\$39	\$98	\$7	\$9,414	\$1,097,261
PROFESSIONAL SERVICES	\$2	\$44	\$110	—	\$10,513	\$673,300
Other Charges	2	47	117	—	11,217	106,824
Debt Service	—	—	—	—	—	—
Interagency Transfers	4	83	207	57	19,856	4,801,677
TOTAL OTHER CHARGES	\$6	\$130	\$324	\$57	\$31,073	\$4,908,501
Acquisitions	—	4	9	3	854	63,330
Major Repairs	—	—	—	—	—	—
TOTAL ACQ. & MAJOR REPAIRS	—	\$4	\$9	\$3	\$854	\$63,330
TOTAL EXPENDITURES	\$41	\$828	\$2,065	\$221	\$198,225	\$16,606,167

Expenditures by Means of Financing

Existing Operating Budget

Expenditures	Fees & Self-generated Form ID 34047 MOTOR FUEL LICENSE VIOLA	Fees & Self-generated Form ID 34050 CORP INC & FRANCHISE	Fees & Self-generated Form ID 34051 INDIVIDUAL INC FEES	Fees & Self-generated Form ID 34065 EDH-LA ENTERTAIN DEV FND	Fees & Self-generated Form ID 34495 ATC-CONS HEMP WHSL	Fees & Self-generated Form ID 34667 CG-NSF FEE
Salaries	2,718	1,600,480	908,110	—	17,968	18,340
Other Compensation	94	55,457	31,467	—	1,345	404
Related Benefits	1,767	1,040,335	590,284	—	10,266	9,659
TOTAL PERSONAL SERVICES	\$4,579	\$2,696,272	\$1,529,861	—	\$29,579	\$28,403
Travel	63	36,806	20,884	—	490	223
Operating Services	427	251,375	142,630	—	870	977
Supplies	20	11,756	6,671	—	543	129
TOTAL OPERATING EXPENSES	\$510	\$299,937	\$170,185	—	\$1,903	\$1,329
PROFESSIONAL SERVICES	\$313	\$184,047	\$104,428	—	\$2,124	—
Other Charges	50	29,201	16,568	—	2,267	—
Debt Service	—	—	—	—	—	—
Interagency Transfers	2,229	1,312,543	744,734	100,000	4,013	10,526
TOTAL OTHER CHARGES	\$2,279	\$1,341,744	\$761,302	\$100,000	\$6,280	\$10,526
Acquisitions	29	17,311	9,822	—	173	586
Major Repairs	—	—	—	—	—	—
TOTAL ACQ. & MAJOR REPAIRS	\$29	\$17,311	\$9,822	—	\$173	\$586
TOTAL EXPENDITURES	\$7,710	\$4,539,311	\$2,575,598	\$100,000	\$40,059	\$40,844

Expenditures by Means of Financing

Existing Operating Budget

Expenditures	Fees & Self-generated Form ID 34669 ATC 2 YEAR PERMIT ACCT	Fees & Self-generated Form ID 34683 DIRECT MARKETER	Fees & Self-generated Form ID 34684 FIDUCIARY INCOME	Fees & Self-generated Form ID 34685 NO HOTEL/MOTEL-S&U	Fees & Self-generated Form ID 34687 PARTNERSHIP/IND COMP	Fees & Self-generated Form ID 34688 P & M BEER COLLECT FEE
Salaries	7,039	26,022	48,910	34,390	55,811	11,018
Other Compensation	527	901	1,695	1,192	1,934	382
Related Benefits	4,022	16,914	31,793	22,354	36,278	7,162
TOTAL PERSONAL SERVICES	\$11,588	\$43,837	\$82,398	\$57,936	\$94,023	\$18,562
Travel	192	598	1,125	791	1,283	253
Operating Services	341	4,087	7,682	5,401	8,766	1,730
Supplies	213	191	360	253	410	81
TOTAL OPERATING EXPENSES	\$746	\$4,876	\$9,167	\$6,445	\$10,459	\$2,064
PROFESSIONAL SERVICES	\$832	\$2,993	\$5,625	\$3,955	\$6,418	\$1,267
Other Charges	888	474	892	627	1,018	201
Debt Service	—	—	—	—	—	—
Interagency Transfers	1,572	21,340	40,112	28,203	45,769	9,036
TOTAL OTHER CHARGES	\$2,460	\$21,814	\$41,004	\$28,830	\$46,787	\$9,237
Acquisitions	68	281	530	372	603	119
Major Repairs	—	—	—	—	—	—
TOTAL ACQ. & MAJOR REPAIRS	\$68	\$281	\$530	\$372	\$603	\$119
TOTAL EXPENDITURES	\$15,694	\$73,801	\$138,724	\$97,538	\$158,290	\$31,249

Expenditures by Means of Financing

Existing Operating Budget

Expenditures	Fees & Self-generated Form ID 34690 REMOTE SELLERS TAX (RSC)	Fees & Self-generated Form ID 34691 STATEWIDE SALES & USE	Fees & Self-generated Form ID 34692 WITHHOLDING	Fees & Self-generated Form ID 34727 CG LIMITED LICENSE	Fees & Self-generated Form ID 34730 CG VIDEO MACH PERMIT	Fees & Self-generated Form ID 34746 SURPLUS
Salaries	382,539	18,987	5,556,199	1,196	390,737	19,074,676
Other Compensation	13,256	658	192,523	26	8,610	660,942
Related Benefits	248,656	12,342	3,611,610	630	205,779	12,398,814
TOTAL PERSONAL SERVICES	\$644,451	\$31,987	\$9,360,332	\$1,852	\$605,126	\$32,134,432
Travel	8,798	436	127,776	15	4,752	438,663
Operating Services	60,083	2,982	872,667	64	20,819	2,995,907
Supplies	2,810	140	40,813	8	2,754	140,113
TOTAL OPERATING EXPENSES	\$71,691	\$3,558	\$1,041,256	\$87	\$28,325	\$3,574,683
PROFESSIONAL SERVICES	\$43,990	\$2,183	\$638,935	—	—	\$2,193,492
Other Charges	6,979	347	101,372	—	—	348,015
Debt Service	—	—	—	—	—	—
Interagency Transfers	313,718	15,571	4,556,601	687	224,255	15,643,013
TOTAL OTHER CHARGES	\$320,697	\$15,918	\$4,657,973	\$687	\$224,255	\$15,991,028
Acquisitions	4,138	206	60,097	38	12,490	206,317
Major Repairs	—	—	—	—	—	—
TOTAL ACQ. & MAJOR REPAIRS	\$4,138	\$206	\$60,097	\$38	\$12,490	\$206,317
TOTAL EXPENDITURES	\$1,084,967	\$53,852	\$15,758,593	\$2,664	\$870,196	\$54,099,952

Expenditures by Means of Financing

Existing Operating Budget

Expenditures	Fees & Self-generated Form ID 34790 CG MFG LICENSE	Fees & Self-generated Form ID 38017 CG-EVG DISTRIB LICENSE	Fees & Self-generated Form ID 38093 MOTOR VEHICLE SALES	Fees & Self-generated Form ID 38595 ATC SELF DISTRIBUTION	Fees & Self-generated Form ID 38597 ATC VAPOR PRODUCT	Fees & Self-generated Form ID 38599 ATC VAPOR PRO VIOLATION
Salaries	997	1,595	809,532	1,853	12,411	5,372
Other Compensation	22	35	28,051	139	929	402
Related Benefits	525	840	526,208	1,058	7,091	3,069
TOTAL PERSONAL SERVICES	\$1,544	\$2,470	\$1,363,791	\$3,050	\$20,431	\$8,843
Travel	12	19	18,617	51	338	146
Operating Services	53	85	127,147	90	601	260
Supplies	7	11	5,947	56	375	162
TOTAL OPERATING EXPENSES	\$72	\$115	\$151,711	\$197	\$1,314	\$568
PROFESSIONAL SERVICES	—	—	\$93,092	\$219	\$1,467	\$635
Other Charges	—	—	14,770	234	1,566	678
Debt Service	—	—	—	—	—	—
Interagency Transfers	572	915	663,892	414	2,772	1,200
TOTAL OTHER CHARGES	\$572	\$915	\$678,662	\$648	\$4,338	\$1,878
Acquisitions	32	51	8,756	18	119	52
Major Repairs	—	—	—	—	—	—
TOTAL ACQ. & MAJOR REPAIRS	\$32	\$51	\$8,756	\$18	\$119	\$52
TOTAL EXPENDITURES	\$2,220	\$3,551	\$2,296,012	\$4,132	\$27,669	\$11,976

Expenditures by Means of Financing

Existing Operating Budget

Expenditures	Fees & Self-generated Form ID 38983 ATC ALCOH & TOB CNTR0L	Statutory Dedications Form ID 33997 RVC-TOBACCO REG FUND
Salaries	33	280,214
Other Compensation	2	46,852
Related Benefits	19	114,051
TOTAL PERSONAL SERVICES	\$54	\$441,117
Travel	1	5,000
Operating Services	2	38,383
Supplies	1	16,100
TOTAL OPERATING EXPENSES	\$4	\$59,483
PROFESSIONAL SERVICES	\$4	—
Other Charges	4	—
Debt Service	—	—
Interagency Transfers	7	40,500
TOTAL OTHER CHARGES	\$11	\$40,500
Acquisitions	—	16,814
Major Repairs	—	—
TOTAL ACQ. & MAJOR REPAIRS	—	\$16,814
TOTAL EXPENDITURES	\$73	\$557,914

Expenditures by Means of Financing

Existing Operating Budget

Expenditures	Fees & Self-generated Form ID 33822 CG-DISTRIB LIC- RENEWAL	Fees & Self-generated Form ID 33824 CG-VIDEO MACH PER- RENEW	Fees & Self-generated Form ID 33826 CG-COMM LESSOR LICENSE	Fees & Self-generated Form ID 33827 CG-COMM LESSOR LIC- RENEW	Fees & Self-generated Form ID 33828 CG-NON-PFT ORG INIT APP	Fees & Self-generated Form ID 33829 CG-SPEC SESSION LICENSE
Salaries	1,196	257,558	399	8,572	2,173	2,592
Other Compensation	26	5,675	9	189	48	57
Related Benefits	630	135,641	210	4,514	1,144	1,365
TOTAL PERSONAL SERVICES	\$1,852	\$398,874	\$618	\$13,275	\$3,365	\$4,014
Travel	15	3,132	5	104	26	32
Operating Services	64	13,723	21	457	116	138
Supplies	8	1,815	3	60	15	18
TOTAL OPERATING EXPENSES	\$87	\$18,670	\$29	\$621	\$157	\$188
PROFESSIONAL SERVICES	—	—	—	—	—	—
Other Charges	—	—	—	—	—	—
Debt Service	—	—	—	—	—	—
Interagency Transfers	687	147,820	229	4,920	1,247	1,487
TOTAL OTHER CHARGES	\$687	\$147,820	\$229	\$4,920	\$1,247	\$1,487
Acquisitions	38	8,233	13	274	69	83
Major Repairs	—	—	—	—	—	—
TOTAL ACQ. & MAJOR REPAIRS	\$38	\$8,233	\$13	\$274	\$69	\$83
TOTAL EXPENDITURES	\$2,664	\$573,597	\$889	\$19,090	\$4,838	\$5,772

Expenditures by Means of Financing

Existing Operating Budget

Expenditures	Fees & Self-generated Form ID 33830 CG-USER FEE	Fees & Self-generated Form ID 33831 CG-NON-PFT ORG RENEW APP	Fees & Self-generated Form ID 33832 CG-NON-PFT ORG AMEND	Fees & Self-generated Form ID 33833 CG-CIVIL PENALTY- ORGAN	Fees & Self-generated Form ID 33834 CG-CIVIL PENALTY- NON-ORG	Fees & Self-generated Form ID 33835 CG-EVG MFG RENEW APP
Salaries	441,572	18,569	5,981	55,817	5,981	2,990
Other Compensation	9,731	409	132	1,230	132	66
Related Benefits	232,552	9,779	3,150	29,396	3,150	1,575
TOTAL PERSONAL SERVICES	\$683,855	\$28,757	\$9,263	\$86,443	\$9,263	\$4,631
Travel	5,370	226	73	679	73	36
Operating Services	23,529	989	319	2,974	319	159
Supplies	3,116	131	42	393	42	21
TOTAL OPERATING EXPENSES	\$32,015	\$1,346	\$434	\$4,046	\$434	\$216
PROFESSIONAL SERVICES	—	—	—	—	—	—
Other Charges	—	—	—	—	—	—
Debt Service	—	—	—	—	—	—
Interagency Transfers	253,432	10,657	3,432	32,035	3,432	1,716
TOTAL OTHER CHARGES	\$253,432	\$10,657	\$3,432	\$32,035	\$3,432	\$1,716
Acquisitions	14,115	594	191	1,784	191	96
Major Repairs	—	—	—	—	—	—
TOTAL ACQ. & MAJOR REPAIRS	\$14,115	\$594	\$191	\$1,784	\$191	\$96
TOTAL EXPENDITURES	\$983,417	\$41,354	\$13,320	\$124,308	\$13,320	\$6,659

Expenditures by Means of Financing

Existing Operating Budget

Expenditures	Fees & Self-generated Form ID 33836 CG-EVG DISTRIB RENEW APP	Fees & Self-generated Form ID 33837 CG-PRIV CASINO RENEW APP	Fees & Self-generated Form ID 33838 COLLECTION FEES	Fees & Self-generated Form ID 33839 UNDERESTIMATED TAX	Fees & Self-generated Form ID 33840 NON E FILING	Fees & Self-generated Form ID 33841 SEVERANCE
Salaries	1,994	80	1,911,101	2,057,041	32,088	4,950
Other Compensation	44	2	66,220	71,277	1,112	172
Related Benefits	1,050	42	1,242,243	1,337,106	20,858	3,217
TOTAL PERSONAL SERVICES	\$3,088	\$124	\$3,219,564	\$3,465,424	\$54,058	\$8,339
Travel	24	1	43,950	47,306	738	114
Operating Services	106	4	300,161	323,083	5,040	777
Supplies	14	1	14,038	15,110	236	36
TOTAL OPERATING EXPENSES	\$144	\$6	\$358,149	\$385,499	\$6,014	\$927
PROFESSIONAL SERVICES	—	—	\$219,767	\$236,549	\$3,690	\$569
Other Charges	—	—	34,868	37,530	585	90
Debt Service	—	—	—	—	—	—
Interagency Transfers	1,144	46	1,567,281	1,686,966	26,315	4,059
TOTAL OTHER CHARGES	\$1,144	\$46	\$1,602,149	\$1,724,496	\$26,900	\$4,149
Acquisitions	64	3	20,671	22,250	347	54
Major Repairs	—	—	—	—	—	—
TOTAL ACQ. & MAJOR REPAIRS	\$64	\$3	\$20,671	\$22,250	\$347	\$54
TOTAL EXPENDITURES	\$4,440	\$179	\$5,420,300	\$5,834,218	\$91,009	\$14,038

Expenditures by Means of Financing

Existing Operating Budget

Expenditures	Fees & Self-generated Form ID 33842 LIEN	Fees & Self-generated Form ID 33843 NSF	Fees & Self-generated Form ID 33844 WARRANT	Fees & Self-generated Form ID 33845 NEW ORLEANS EXH HALL	Fees & Self-generated Form ID 33846 DONATIONS	Fees & Self-generated Form ID 33847 IFTA DECALS
Salaries	22,874	45,546	180,913	27,953	5,470	4,682
Other Compensation	793	1,576	6,269	969	190	162
Related Benefits	14,869	29,605	117,596	18,170	3,556	3,043
TOTAL PERSONAL SERVICES	\$38,536	\$76,727	\$304,778	\$47,092	\$9,216	\$7,887
Travel	526	1,048	4,160	643	126	108
Operating Services	3,593	7,153	28,415	4,390	859	735
Supplies	168	332	1,329	205	40	34
TOTAL OPERATING EXPENSES	\$4,287	\$8,533	\$33,904	\$5,238	\$1,025	\$877
PROFESSIONAL SERVICES	\$2,630	\$5,238	\$20,804	\$3,215	\$629	\$538
Other Charges	417	834	3,301	510	100	85
Debt Service	—	—	—	—	—	—
Interagency Transfers	18,759	37,353	148,365	22,924	4,486	3,840
TOTAL OTHER CHARGES	\$19,176	\$38,187	\$151,666	\$23,434	\$4,586	\$3,925
Acquisitions	247	493	1,957	302	59	51
Major Repairs	—	—	—	—	—	—
TOTAL ACQ. & MAJOR REPAIRS	\$247	\$493	\$1,957	\$302	\$59	\$51
TOTAL EXPENDITURES	\$64,876	\$129,178	\$513,109	\$79,281	\$15,515	\$13,278

Expenditures by Means of Financing

Existing Operating Budget

Expenditures	Fees & Self-generated Form ID 33848 IFTA APPLICATION	Fees & Self-generated Form ID 33849 CONVENTION SER,TOUR	Fees & Self-generated Form ID 33850 GARNISHMENTS	Fees & Self-generated Form ID 33851 PREPAID CELL PHONES	Fees & Self-generated Form ID 33852 COOPERATIVE ENDEAVORS	Fees & Self-generated Form ID 33853 TRANSFERABLE CREDITS
Salaries	745	9,753	202,924	22,128	1,203	22,378
Other Compensation	26	338	7,031	767	42	775
Related Benefits	484	6,340	131,903	14,383	782	14,546
TOTAL PERSONAL SERVICES	\$1,255	\$16,431	\$341,858	\$37,278	\$2,027	\$37,699
Travel	17	224	4,667	509	28	515
Operating Services	117	1,532	31,872	3,475	189	3,515
Supplies	5	72	1,491	163	9	164
TOTAL OPERATING EXPENSES	\$139	\$1,828	\$38,030	\$4,147	\$226	\$4,194
PROFESSIONAL SERVICES	\$86	\$1,122	\$23,335	\$2,545	\$138	\$2,573
Other Charges	14	178	3,702	404	22	408
Debt Service	—	—	—	—	—	—
Interagency Transfers	611	7,999	166,416	18,147	987	18,352
TOTAL OTHER CHARGES	\$625	\$8,177	\$170,118	\$18,551	\$1,009	\$18,760
Acquisitions	8	105	2,195	239	13	242
Major Repairs	—	—	—	—	—	—
TOTAL ACQ. & MAJOR REPAIRS	\$8	\$105	\$2,195	\$239	\$13	\$242
TOTAL EXPENDITURES	\$2,113	\$27,663	\$575,536	\$62,760	\$3,413	\$63,468

Expenditures by Means of Financing

Existing Operating Budget

Expenditures	Fees & Self-generated Form ID 33854 RESEARCH CERTIFIED FEES	Fees & Self-generated Form ID 33855 RESEARCH STANDARD FEES	Fees & Self-generated Form ID 33856 INSTALLMENT FEE	Fees & Self-generated Form ID 33857 INSTALLMENT REINSTATEMNT	Fees & Self-generated Form ID 33858 OFFER IN COMPROMISE FEE	Fees & Self-generated Form ID 33859 AUTO RENTAL FEES
Salaries	1,111	7,192	142,493	1,182	888	1,158
Other Compensation	38	249	4,937	41	31	40
Related Benefits	722	4,675	92,623	768	577	752
TOTAL PERSONAL SERVICES	\$1,871	\$12,116	\$240,053	\$1,991	\$1,496	\$1,950
Travel	26	165	3,277	27	20	27
Operating Services	174	1,130	22,380	186	139	182
Supplies	8	53	1,047	9	7	9
TOTAL OPERATING EXPENSES	\$208	\$1,348	\$26,704	\$222	\$166	\$218
PROFESSIONAL SERVICES	\$128	\$827	\$16,386	\$136	\$102	\$133
Other Charges	20	131	2,600	22	16	21
Debt Service	—	—	—	—	—	—
Interagency Transfers	911	5,898	116,858	969	728	949
TOTAL OTHER CHARGES	\$931	\$6,029	\$119,458	\$991	\$744	\$970
Acquisitions	12	78	1,541	13	10	13
Major Repairs	—	—	—	—	—	—
TOTAL ACQ. & MAJOR REPAIRS	\$12	\$78	\$1,541	\$13	\$10	\$13
TOTAL EXPENDITURES	\$3,150	\$20,398	\$404,142	\$3,353	\$2,518	\$3,284

Expenditures by Means of Financing

Existing Operating Budget

Expenditures	Fees & Self-generated Form ID 33860 MISC COLLECTIONS	Fees & Self-generated Form ID 33861 OFFICE OF DEBT RECOVERY	Fees & Self-generated Form ID 33889 ATC BEER PERMITS	Fees & Self-generated Form ID 33890 ATC LIQUOR PERMITS	Fees & Self-generated Form ID 33891 ATC WINE PERMITS	Fees & Self-generated Form ID 33892 ATC WHLESALE BEER PERMIT
Salaries	8,742	256,942	52,053	111,145	556	9,596
Other Compensation	303	8,903	3,896	8,318	42	718
Related Benefits	5,682	167,016	29,740	63,501	318	5,482
TOTAL PERSONAL SERVICES	\$14,727	\$432,861	\$85,689	\$182,964	\$916	\$15,796
Travel	201	5,909	1,419	3,030	15	262
Operating Services	1,373	40,356	2,519	5,379	27	464
Supplies	64	1,887	1,573	3,359	17	290
TOTAL OPERATING EXPENSES	\$1,638	\$48,152	\$5,511	\$11,768	\$59	\$1,016
PROFESSIONAL SERVICES	\$1,005	\$29,547	\$6,154	\$13,141	\$66	\$1,135
Other Charges	159	4,688	6,567	14,022	70	1,211
Debt Service	—	—	—	—	—	—
Interagency Transfers	7,168	210,716	11,624	24,820	124	2,143
TOTAL OTHER CHARGES	\$7,327	\$215,404	\$18,191	\$38,842	\$194	\$3,354
Acquisitions	95	2,779	500	1,068	5	92
Major Repairs	—	—	—	—	—	—
TOTAL ACQ. & MAJOR REPAIRS	\$95	\$2,779	\$500	\$1,068	\$5	\$92
TOTAL EXPENDITURES	\$24,792	\$728,743	\$116,045	\$247,783	\$1,240	\$21,393

Expenditures by Means of Financing

Existing Operating Budget

Expenditures	Fees & Self-generated Form ID 33893 ATC WHLE LIQUOR PERMT	Fees & Self-generated Form ID 33894 ATC SOLICITOR PERMITS	Fees & Self-generated Form ID 33939 ATC-00S MFG/SUPP-LO ALCO	Fees & Self-generated Form ID 33940 ATC MANUFACTURER PRMTS	Fees & Self-generated Form ID 33941 ATC-00S MFG/SUPP-HI ALC	Fees & Self-generated Form ID 33950 ATC RESTAURANT PERMITS
Salaries	7,410	111	2,871	8,243	222	6,669
Other Compensation	555	8	215	617	17	499
Related Benefits	4,233	64	1,640	4,710	127	3,810
TOTAL PERSONAL SERVICES	\$12,198	\$183	\$4,726	\$13,570	\$366	\$10,978
Travel	202	3	78	225	6	182
Operating Services	359	5	139	399	11	323
Supplies	224	3	87	249	7	202
TOTAL OPERATING EXPENSES	\$785	\$11	\$304	\$873	\$24	\$707
PROFESSIONAL SERVICES	\$876	\$13	\$339	\$975	\$26	\$788
Other Charges	935	14	362	1,040	28	841
Debt Service	—	—	—	—	—	—
Interagency Transfers	1,655	25	641	1,841	50	1,489
TOTAL OTHER CHARGES	\$2,590	\$39	\$1,003	\$2,881	\$78	\$2,330
Acquisitions	71	1	28	79	2	64
Major Repairs	—	—	—	—	—	—
TOTAL ACQ. & MAJOR REPAIRS	\$71	\$1	\$28	\$79	\$2	\$64
TOTAL EXPENDITURES	\$16,520	\$247	\$6,400	\$18,378	\$496	\$14,867

Total Request

Expenditures	Used as a Cash Match	Total Means of Financing By Expenditure	Total State General Fund	Interagency Transfers Form ID 33998 LDH-COMPLIANCE CHECK	Interagency Transfers Form ID 33999 DPS-COPS IN SHOPS	Statutory Dedications Form ID 33997 RVC-TOBACCO REG FUND
Salaries	—	50,048,854	—	120,000	162,500	280,214
Other Compensation	—	2,416,332	—	—	—	46,852
Related Benefits	—	31,790,023	—	2,790	2,500	114,051
TOTAL PERSONAL SERVICES	—	\$84,255,209	—	\$122,790	\$165,000	\$441,117
Travel	—	1,082,156	—	—	—	5,000
Operating Services	—	6,720,011	—	47,210	—	38,383
Supplies	—	568,447	—	40,000	—	16,100
TOTAL OPERATING EXPENSES	—	\$8,370,614	—	\$87,210	—	\$59,483
PROFESSIONAL SERVICES	—	\$4,641,080	—	—	—	—
Other Charges	—	1,601,930	—	90,000	—	—
Debt Service	—	—	—	—	—	—
Interagency Transfers	—	31,831,425	—	50,000	—	17,039
TOTAL OTHER CHARGES	—	\$33,433,355	—	\$140,000	—	\$17,039
Acquisitions	—	2,281,587	—	—	—	40,275
Major Repairs	—	—	—	—	—	—
TOTAL ACQ. & MAJOR REPAIRS	—	\$2,281,587	—	—	—	\$40,275
TOTAL EXPENDITURES	—	\$132,981,845	—	\$350,000	\$165,000	\$557,914

Expenditures by Means of Financing

Total Request

Expenditures	Fees & Self-generated Form ID 33950 ATC RESTAURANT PERMITS	Fees & Self-generated Form ID 33956 ATC SP EVNT PRMT NO- PROB	Fees & Self-generated Form ID 33960 ATC SP.EVNT PRMT PROF C	Fees & Self-generated Form ID 33961 ATC LIQ GROSS SALES FEE	Fees & Self-generated Form ID 33965 ATC CATERER & PENALTIES	Fees & Self-generated Form ID 33966 ATC CATERER IND CONCES
Salaries	9,473	675	16,739	186,342	15,312	779
Other Compensation	297	21	525	5,841	480	24
Related Benefits	5,373	383	9,494	105,685	8,684	442
TOTAL PERSONAL SERVICES	\$15,143	\$1,079	\$26,758	\$297,868	\$24,476	\$1,245
Travel	237	17	419	4,665	383	19
Operating Services	430	31	760	8,460	695	35
Supplies	361	26	638	7,107	584	30
TOTAL OPERATING EXPENSES	\$1,028	\$74	\$1,817	\$20,232	\$1,662	\$84
PROFESSIONAL SERVICES	\$788	\$56	\$1,392	\$15,498	\$1,274	\$65
Other Charges	822	59	1,453	16,175	1,329	68
Debt Service	—	—	—	—	—	—
Interagency Transfers	1,479	105	2,614	29,100	2,391	122
TOTAL OTHER CHARGES	\$2,301	\$164	\$4,067	\$45,275	\$3,720	\$190
Acquisitions	3,831	273	6,769	75,354	6,192	315
Major Repairs	—	—	—	—	—	—
TOTAL ACQ. & MAJOR REPAIRS	\$3,831	\$273	\$6,769	\$75,354	\$6,192	\$315
TOTAL EXPENDITURES	\$23,091	\$1,646	\$40,803	\$454,227	\$37,324	\$1,899

Expenditures by Means of Financing

Total Request

Expenditures	Fees & Self-generated Form ID 33968 ATC DUP PERMIT FEE	Fees & Self-generated Form ID 33969 ATC MICRO BRGW/ ENFORCE	Fees & Self-generated Form ID 33970 ATC VIOL.FINE ENF FUND	Fees & Self-generated Form ID 33971 ATC POSTER FEE ENF FUND	Fees & Self-generated Form ID 33972 ATC RESP VEND PRGM	Fees & Self-generated Form ID 33974 ATC MISC. INCO
Salaries	156	3,893	368,830	43,860	85,904	3,815,076
Other Compensation	5	122	11,561	1,375	2,693	119,587
Related Benefits	88	2,208	209,183	24,876	48,721	2,163,735
TOTAL PERSONAL SERVICES	\$249	\$6,223	\$589,574	\$70,111	\$137,318	\$6,098,398
Travel	4	97	9,233	1,098	2,150	95,507
Operating Services	7	177	16,746	1,991	3,900	173,213
Supplies	6	148	14,068	1,673	3,276	145,511
TOTAL OPERATING EXPENSES	\$17	\$422	\$40,047	\$4,762	\$9,326	\$414,231
PROFESSIONAL SERVICES	\$13	\$324	\$30,676	\$3,648	\$7,145	\$317,308
Other Charges	14	338	32,015	3,807	7,457	331,155
Debt Service	—	—	—	—	—	—
Interagency Transfers	24	608	57,598	6,849	13,415	595,781
TOTAL OTHER CHARGES	\$38	\$946	\$89,613	\$10,656	\$20,872	\$926,936
Acquisitions	63	1,574	149,149	17,736	34,738	1,542,759
Major Repairs	—	—	—	—	—	—
TOTAL ACQ. & MAJOR REPAIRS	\$63	\$1,574	\$149,149	\$17,736	\$34,738	\$1,542,759
TOTAL EXPENDITURES	\$380	\$9,489	\$899,059	\$106,913	\$209,399	\$9,299,632

Expenditures by Means of Financing

Total Request

Expenditures	Fees & Self-generated Form ID 33976 ATC TOB RETAIL DEAL PRMT	Fees & Self-generated Form ID 33977 ATC TOB VEND MACH PERMIT	Fees & Self-generated Form ID 33978 ATC TOBACCO SPEC EVENT	Fees & Self-generated Form ID 33980 ATC TOBACCONIST PRMT	Fees & Self-generated Form ID 33982 ATC TOB RESP VENDOR	Fees & Self-generated Form ID 33984 ATC OOS-RETAILERS
Salaries	10,641	286	182	272	8,565	441
Other Compensation	334	9	6	9	268	14
Related Benefits	6,035	162	103	154	4,857	250
TOTAL PERSONAL SERVICES	\$17,010	\$457	\$291	\$435	\$13,690	\$705
Travel	266	7	5	7	214	11
Operating Services	483	13	8	12	389	20
Supplies	406	11	7	10	327	17
TOTAL OPERATING EXPENSES	\$1,155	\$31	\$20	\$29	\$930	\$48
PROFESSIONAL SERVICES	\$885	\$24	\$15	\$23	\$712	\$37
Other Charges	924	25	16	24	743	38
Debt Service	—	—	—	—	—	—
Interagency Transfers	1,662	45	28	43	1,337	69
TOTAL OTHER CHARGES	\$2,586	\$70	\$44	\$67	\$2,080	\$107
Acquisitions	4,303	115	73	110	3,463	178
Major Repairs	—	—	—	—	—	—
TOTAL ACQ. & MAJOR REPAIRS	\$4,303	\$115	\$73	\$110	\$3,463	\$178
TOTAL EXPENDITURES	\$25,939	\$697	\$443	\$664	\$20,875	\$1,075

Expenditures by Means of Financing

Total Request

Expenditures	Fees & Self-generated Form ID 33985 ATC OOS MFG/WINE PROD	Fees & Self-generated Form ID 33987 ATC OOS MFG/WINE PRO REN	Fees & Self-generated Form ID 33988 ATC HEMP/CBD APPLICATION	Fees & Self-generated Form ID 33991 ATC ALCOH DELIVERY/ APP	Fees & Self-generated Form ID 33993 ATC TRANSACTION FEES	Fees & Self-generated Form ID 33994 ATC 2 YEAR PERMIT ACCT
Salaries	2,543	882	137,551	3,633	86,034	168,694
Other Compensation	80	28	4,312	114	2,697	5,288
Related Benefits	1,443	500	78,012	2,061	48,794	95,675
TOTAL PERSONAL SERVICES	\$4,066	\$1,410	\$219,875	\$5,808	\$137,525	\$269,657
Travel	64	22	3,443	91	2,154	4,223
Operating Services	115	40	6,245	165	3,906	7,659
Supplies	97	34	5,246	139	3,281	6,434
TOTAL OPERATING EXPENSES	\$276	\$96	\$14,934	\$395	\$9,341	\$18,316
PROFESSIONAL SERVICES	\$212	\$73	\$11,440	\$302	\$7,156	\$14,031
Other Charges	221	77	11,940	315	7,468	14,643
Debt Service	—	—	—	—	—	—
Interagency Transfers	397	138	21,480	567	13,435	26,344
TOTAL OTHER CHARGES	\$618	\$215	\$33,420	\$882	\$20,903	\$40,987
Acquisitions	1,029	357	55,623	1,469	34,791	68,217
Major Repairs	—	—	—	—	—	—
TOTAL ACQ. & MAJOR REPAIRS	\$1,029	\$357	\$55,623	\$1,469	\$34,791	\$68,217
TOTAL EXPENDITURES	\$6,201	\$2,151	\$335,292	\$8,856	\$209,716	\$411,208

Expenditures by Means of Financing

Total Request

Expenditures	Fees & Self-generated Form ID 33995 ATC CONVERSION FEE	Fees & Self-generated Form ID 33996 ATC NSF FEES	Fees & Self-generated Form ID 34004 ATC TOB WHSL DEAL PRMT	Fees & Self-generated Form ID 34005 ATC TOB VEND MACH OPERAT	Fees & Self-generated Form ID 34026 CG DISTRIB LICENSE	Fees & Self-generated Form ID 34033 ATC TOB VIOL FINE ENF FD
Salaries	16	26	649	1,376	100	124,834
Other Compensation	—	1	20	43	2	3,913
Related Benefits	9	15	368	780	53	70,800
TOTAL PERSONAL SERVICES	\$25	\$42	\$1,037	\$2,199	\$155	\$199,547
Travel	—	1	16	34	1	3,125
Operating Services	1	1	29	62	5	5,668
Supplies	1	1	25	52	1	4,761
TOTAL OPERATING EXPENSES	\$2	\$3	\$70	\$148	\$7	\$13,554
PROFESSIONAL SERVICES	\$1	\$2	\$54	\$114	—	\$10,383
Other Charges	1	2	56	119	—	10,836
Debt Service	—	—	—	—	—	—
Interagency Transfers	2	4	101	215	57	19,494
TOTAL OTHER CHARGES	\$3	\$6	\$157	\$334	\$57	\$30,330
Acquisitions	6	10	262	556	—	50,481
Major Repairs	—	—	—	—	—	—
TOTAL ACQ. & MAJOR REPAIRS	\$6	\$10	\$262	\$556	—	\$50,481
TOTAL EXPENDITURES	\$37	\$63	\$1,580	\$3,351	\$219	\$304,295

Expenditures by Means of Financing

Total Request

Expenditures	Fees & Self-generated Form ID 34046 SALES	Fees & Self-generated Form ID 34047 MOTOR FUEL LICENSE VIOLA	Fees & Self-generated Form ID 34050 CORP INC & FRANCHISE	Fees & Self-generated Form ID 34051 INDIVIDUAL INC FEES	Fees & Self-generated Form ID 34065 EDH-LA ENTERTAIN DEV FND	Fees & Self-generated Form ID 34495 ATC-CONS HEMP WHSL
Salaries	6,794,480	3,104	1,382,961	1,031,864	—	25,693
Other Compensation	344,754	158	70,172	52,357	—	805
Related Benefits	4,432,765	2,025	902,252	673,196	—	14,572
TOTAL PERSONAL SERVICES	\$11,571,999	\$5,287	\$2,355,385	\$1,757,417	—	\$41,070
Travel	146,918	67	29,904	22,312	—	643
Operating Services	1,003,369	458	204,227	152,380	—	1,167
Supplies	46,925	21	9,551	7,126	—	980
TOTAL OPERATING EXPENSES	\$1,197,212	\$546	\$243,682	\$181,818	—	\$2,790
PROFESSIONAL SERVICES	\$664,874	\$304	\$135,329	\$100,974	—	\$2,137
Other Charges	164,926	75	33,569	25,047	—	2,230
Debt Service	—	—	—	—	—	—
Interagency Transfers	4,779,733	2,184	972,874	725,889	100,000	4,012
TOTAL OTHER CHARGES	\$4,944,659	\$2,259	\$1,006,443	\$750,936	\$100,000	\$6,242
Acquisitions	5,890	3	1,199	895	—	10,390
Major Repairs	—	—	—	—	—	—
TOTAL ACQ. & MAJOR REPAIRS	\$5,890	\$3	\$1,199	\$895	—	\$10,390
TOTAL EXPENDITURES	\$18,384,634	\$8,399	\$3,742,038	\$2,792,040	\$100,000	\$62,629

Expenditures by Means of Financing

Total Request

Expenditures	Fees & Self-generated Form ID 34667 CG-NSF FEE	Fees & Self-generated Form ID 34669 ATC 2 YEAR PERMIT ACCT	Fees & Self-generated Form ID 34683 DIRECT MARKETER	Fees & Self-generated Form ID 34684 FIDUCIARY INCOME	Fees & Self-generated Form ID 34685 NO HOTEL/MOTEL-S&U	Fees & Self-generated Form ID 34687 PARTNERSHIP/IND COMP
Salaries	18,440	10,121	29,718	55,855	39,273	63,733
Other Compensation	404	317	1,507	2,834	1,993	3,234
Related Benefits	9,804	5,740	19,387	36,439	25,622	41,581
TOTAL PERSONAL SERVICES	\$28,648	\$16,178	\$50,612	\$95,128	\$66,888	\$108,548
Travel	228	253	642	1,208	849	1,379
Operating Services	999	460	4,388	8,248	5,799	9,412
Supplies	132	386	205	386	271	440
TOTAL OPERATING EXPENSES	\$1,359	\$1,099	\$5,235	\$9,842	\$6,919	\$11,231
PROFESSIONAL SERVICES	—	\$842	\$2,908	\$5,465	\$3,843	\$6,236
Other Charges	—	879	722	1,356	953	1,547
Debt Service	—	—	—	—	—	—
Interagency Transfers	10,526	1,581	20,904	39,291	27,627	44,835
TOTAL OTHER CHARGES	\$10,526	\$2,460	\$21,626	\$40,647	\$28,580	\$46,382
Acquisitions	—	4,093	25	48	35	55
Major Repairs	—	—	—	—	—	—
TOTAL ACQ. & MAJOR REPAIRS	—	\$4,093	\$25	\$48	\$35	\$55
TOTAL EXPENDITURES	\$40,533	\$24,672	\$80,406	\$151,130	\$106,265	\$172,452

Expenditures by Means of Financing

Total Request

Expenditures	Fees & Self-generated Form ID 34688 P & M BEER COLLECT FEE	Fees & Self-generated Form ID 34690 REMOTE SELLERS TAX (RSC)	Fees & Self-generated Form ID 34691 STATEWIDE SALES & USE	Fees & Self-generated Form ID 34692 WITHHOLDING	Fees & Self-generated Form ID 34727 CG LIMITED LICENSE	Fees & Self-generated Form ID 34730 CG VIDEO MACH PERMIT
Salaries	12,583	436,842	21,681	6,344,960	1,202	392,863
Other Compensation	638	22,166	1,101	321,945	26	8,610
Related Benefits	8,209	285,000	14,146	4,139,494	639	208,878
TOTAL PERSONAL SERVICES	\$21,430	\$744,008	\$36,928	\$10,806,399	\$1,867	\$610,351
Travel	272	9,446	469	137,198	15	4,859
Operating Services	1,858	64,511	3,202	936,986	65	21,286
Supplies	87	3,017	150	43,820	9	2,816
TOTAL OPERATING EXPENSES	\$2,217	\$76,974	\$3,821	\$1,118,004	\$89	\$28,961
PROFESSIONAL SERVICES	\$1,231	\$42,748	\$2,122	\$620,886	—	—
Other Charges	305	10,604	526	154,015	—	—
Debt Service	—	—	—	—	—	—
Interagency Transfers	8,851	307,308	15,253	4,463,507	686	224,255
TOTAL OTHER CHARGES	\$9,156	\$317,912	\$15,779	\$4,617,522	\$686	\$224,255
Acquisitions	11	379	19	5,501	—	—
Major Repairs	—	—	—	—	—	—
TOTAL ACQ. & MAJOR REPAIRS	\$11	\$379	\$19	\$5,501	—	—
TOTAL EXPENDITURES	\$34,045	\$1,182,021	\$58,669	\$17,168,312	\$2,642	\$863,567

Expenditures by Means of Financing

Total Request

Expenditures	Fees & Self-generated Form ID 34746 SURPLUS	Fees & Self-generated Form ID 34790 CG MFG LICENSE	Fees & Self-generated Form ID 38017 CG-EVG DISTRIB LICENSE	Fees & Self-generated Form ID 38093 MOTOR VEHICLE SALES	Fees & Self-generated Form ID 38595 ATC SELF DISTRIBUTION	Fees & Self-generated Form ID 38597 ATC VAPOR PRODUCT
Salaries	18,478,695	1,002	1,604	924,453	2,699	18,400
Other Compensation	937,614	22	35	46,907	85	577
Related Benefits	12,055,624	533	853	603,120	1,531	10,436
TOTAL PERSONAL SERVICES	\$31,471,933	\$1,557	\$2,492	\$1,574,480	\$4,315	\$29,413
Travel	399,568	12	20	19,990	68	461
Operating Services	2,728,825	54	87	136,518	123	835
Supplies	127,621	7	11	6,385	103	702
TOTAL OPERATING EXPENSES	\$3,256,014	\$73	\$118	\$162,893	\$294	\$1,998
PROFESSIONAL SERVICES	\$1,808,232	—	—	\$90,463	\$224	\$1,530
Other Charges	448,542	—	—	22,440	234	1,597
Debt Service	—	—	—	—	—	—
Interagency Transfers	12,999,259	572	915	650,328	421	2,873
TOTAL OTHER CHARGES	\$13,447,801	\$572	\$915	\$672,768	\$655	\$4,470
Acquisitions	16,020	—	—	801	1,091	7,441
Major Repairs	—	—	—	—	—	—
TOTAL ACQ. & MAJOR REPAIRS	\$16,020	—	—	\$801	\$1,091	\$7,441
TOTAL EXPENDITURES	\$50,000,000	\$2,202	\$3,525	\$2,501,405	\$6,579	\$44,852

Expenditures by Means of Financing

Total Request

Expenditures	Fees & Self-generated Form ID 38599 ATC VAPOR PRO VIOLATION	Fees & Self-generated Form ID 38983 ATC ALCOH & TOB CNTROL
Salaries	8,071	78
Other Compensation	253	2
Related Benefits	4,578	44
TOTAL PERSONAL SERVICES	\$12,902	\$124
Travel	202	2
Operating Services	366	4
Supplies	308	3
TOTAL OPERATING EXPENSES	\$876	\$9
PROFESSIONAL SERVICES	\$671	\$6
Other Charges	701	7
Debt Service	—	—
Interagency Transfers	1,260	12
TOTAL OTHER CHARGES	\$1,961	\$19
Acquisitions	3,264	32
Major Repairs	—	—
TOTAL ACQ. & MAJOR REPAIRS	\$3,264	\$32
TOTAL EXPENDITURES	\$19,674	\$190

Expenditures by Means of Financing

Total Request

Expenditures	Fees & Self-generated Form ID 33821 CG MFG LIC RENEWAL	Fees & Self-generated Form ID 33822 CG-DISTRIB LIC- RENEWAL	Fees & Self-generated Form ID 33824 CG-VIDEO MACH PER- RENEW	Fees & Self-generated Form ID 33826 CG-COMM LESSOR LICENSE	Fees & Self-generated Form ID 33827 CG-COMM LESSOR LIC- RENEW	Fees & Self-generated Form ID 33828 CG-NON-PFT ORG INIT APP
Salaries	15,032	1,202	258,959	401	8,619	2,185
Other Compensation	329	26	5,675	9	189	48
Related Benefits	7,992	639	137,684	213	4,582	1,162
TOTAL PERSONAL SERVICES	\$23,353	\$1,867	\$402,318	\$623	\$13,390	\$3,395
Travel	186	15	3,202	5	107	27
Operating Services	814	65	14,031	22	467	118
Supplies	108	9	1,856	3	62	16
TOTAL OPERATING EXPENSES	\$1,108	\$89	\$19,089	\$30	\$636	\$161
PROFESSIONAL SERVICES	—	—	—	—	—	—
Other Charges	—	—	—	—	—	—
Debt Service	—	—	—	—	—	—
Interagency Transfers	8,581	686	147,820	229	4,920	1,247
TOTAL OTHER CHARGES	\$8,581	\$686	\$147,820	\$229	\$4,920	\$1,247
Acquisitions	—	—	—	—	—	—
Major Repairs	—	—	—	—	—	—
TOTAL ACQ. & MAJOR REPAIRS	—	—	—	—	—	—
TOTAL EXPENDITURES	\$33,042	\$2,642	\$569,227	\$882	\$18,946	\$4,803

Expenditures by Means of Financing

Total Request

Expenditures	Fees & Self-generated Form ID 33829 CG-SPEC SESSION LICENSE	Fees & Self-generated Form ID 33830 CG-USER FEE	Fees & Self-generated Form ID 33831 CG-NON-PFT ORG RENEW APP	Fees & Self-generated Form ID 33832 CG-NON-PFT ORG AMEND	Fees & Self-generated Form ID 33833 CG-CIVIL PENALTY- ORGAN	Fees & Self-generated Form ID 33834 CG-CIVIL PENALTY- NON-ORG
Salaries	2,606	443,977	18,670	6,013	56,121	6,013
Other Compensation	57	9,731	409	132	1,230	132
Related Benefits	1,385	236,055	9,927	3,197	29,839	3,197
TOTAL PERSONAL SERVICES	\$4,048	\$689,763	\$29,006	\$9,342	\$87,190	\$9,342
Travel	32	5,491	231	74	694	74
Operating Services	141	24,056	1,012	326	3,041	326
Supplies	19	3,180	134	43	402	43
TOTAL OPERATING EXPENSES	\$192	\$32,727	\$1,377	\$443	\$4,137	\$443
PROFESSIONAL SERVICES	—	—	—	—	—	—
Other Charges	—	—	—	—	—	—
Debt Service	—	—	—	—	—	—
Interagency Transfers	1,487	253,434	10,657	3,432	32,035	3,432
TOTAL OTHER CHARGES	\$1,487	\$253,434	\$10,657	\$3,432	\$32,035	\$3,432
Acquisitions	—	—	—	—	—	—
Major Repairs	—	—	—	—	—	—
TOTAL ACQ. & MAJOR REPAIRS	—	—	—	—	—	—
TOTAL EXPENDITURES	\$5,727	\$975,924	\$41,040	\$13,217	\$123,362	\$13,217

Expenditures by Means of Financing

Total Request

Expenditures	Fees & Self-generated Form ID 33835 CG-EVG MFG RENEW APP	Fees & Self-generated Form ID 33836 CG-EVG DISTRIB RENEW APP	Fees & Self-generated Form ID 33837 CG-PRIV CASINO RENEW APP	Fees & Self-generated Form ID 33838 COLLECTION FEES	Fees & Self-generated Form ID 33839 UNDERESTIMATED TAX	Fees & Self-generated Form ID 33840 NON E FILING
Salaries	3,007	2,004	80	2,182,403	2,349,062	36,644
Other Compensation	66	44	2	110,736	119,192	1,859
Related Benefits	1,599	1,066	43	1,423,813	1,532,542	23,906
TOTAL PERSONAL SERVICES	\$4,672	\$3,114	\$125	\$3,716,952	\$4,000,796	\$62,409
Travel	37	25	1	47,190	50,794	792
Operating Services	163	109	4	322,284	346,895	5,411
Supplies	22	14	1	15,072	16,223	253
TOTAL OPERATING EXPENSES	\$222	\$148	\$6	\$384,546	\$413,912	\$6,456
PROFESSIONAL SERVICES	—	—	—	\$213,559	\$229,867	\$3,586
Other Charges	—	—	—	52,974	57,020	889
Debt Service	—	—	—	—	—	—
Interagency Transfers	1,716	1,144	46	1,535,260	1,652,500	25,777
TOTAL OTHER CHARGES	\$1,716	\$1,144	\$46	\$1,588,234	\$1,709,520	\$26,666
Acquisitions	—	—	—	1,892	2,036	32
Major Repairs	—	—	—	—	—	—
TOTAL ACQ. & MAJOR REPAIRS	—	—	—	\$1,892	\$2,036	\$32
TOTAL EXPENDITURES	\$6,610	\$4,406	\$177	\$5,905,183	\$6,356,131	\$99,149

Expenditures by Means of Financing

Total Request

Expenditures	Fees & Self-generated Form ID 33841 SEVERANCE	Fees & Self-generated Form ID 33842 LIEN	Fees & Self-generated Form ID 33843 NSF	Fees & Self-generated Form ID 33844 WARRANT	Fees & Self-generated Form ID 33845 NEW ORLEANS EXH HALL	Fees & Self-generated Form ID 33846 DONATIONS
Salaries	5,652	26,120	52,014	206,595	31,922	6,246
Other Compensation	287	1,325	2,638	10,483	1,620	317
Related Benefits	3,688	17,042	33,932	134,784	20,826	4,076
TOTAL PERSONAL SERVICES	\$9,627	\$44,487	\$88,584	\$351,862	\$54,368	\$10,639
Travel	122	565	1,124	4,467	690	135
Operating Services	835	3,857	7,679	30,509	4,714	923
Supplies	39	180	363	1,427	220	43
TOTAL OPERATING EXPENSES	\$996	\$4,602	\$9,166	\$36,403	\$5,624	\$1,101
PROFESSIONAL SERVICES	\$553	\$2,556	\$5,089	\$20,216	\$3,124	\$611
Other Charges	137	634	1,262	5,015	775	152
Debt Service	—	—	—	—	—	—
Interagency Transfers	3,976	18,376	36,592	145,334	22,456	4,395
TOTAL OTHER CHARGES	\$4,113	\$19,010	\$37,854	\$150,349	\$23,231	\$4,547
Acquisitions	5	23	44	179	28	5
Major Repairs	—	—	—	—	—	—
TOTAL ACQ. & MAJOR REPAIRS	\$5	\$23	\$44	\$179	\$28	\$5
TOTAL EXPENDITURES	\$15,294	\$70,678	\$140,737	\$559,009	\$86,375	\$16,903

Expenditures by Means of Financing

Total Request

Expenditures	Fees & Self-generated Form ID 33847 IFTA DECALS	Fees & Self-generated Form ID 33848 IFTA APPLICATION	Fees & Self-generated Form ID 33849 CONVENTION SER,TOUR	Fees & Self-generated Form ID 33850 GARNISHMENTS	Fees & Self-generated Form ID 33851 PREPAID CELL PHONES	Fees & Self-generated Form ID 33852 COOPERATIVE ENDEAVORS
Salaries	5,346	851	11,138	231,731	25,268	1,375
Other Compensation	271	43	565	11,758	1,282	70
Related Benefits	3,488	555	7,266	151,183	16,486	896
TOTAL PERSONAL SERVICES	\$9,105	\$1,449	\$18,969	\$394,672	\$43,036	\$2,341
Travel	116	18	241	5,011	546	30
Operating Services	790	126	1,645	34,221	3,732	203
Supplies	37	6	77	1,600	175	9
TOTAL OPERATING EXPENSES	\$943	\$150	\$1,963	\$40,832	\$4,453	\$242
PROFESSIONAL SERVICES	\$523	\$83	\$1,090	\$22,676	\$2,473	\$134
Other Charges	130	21	270	5,625	613	33
Debt Service	—	—	—	—	—	—
Interagency Transfers	3,761	598	7,835	163,016	17,776	966
TOTAL OTHER CHARGES	\$3,891	\$619	\$8,105	\$168,641	\$18,389	\$999
Acquisitions	5	1	10	201	22	1
Major Repairs	—	—	—	—	—	—
TOTAL ACQ. & MAJOR REPAIRS	\$5	\$1	\$10	\$201	\$22	\$1
TOTAL EXPENDITURES	\$14,467	\$2,302	\$30,137	\$627,022	\$68,373	\$3,717

Expenditures by Means of Financing

Total Request

Expenditures	Fees & Self-generated Form ID 33853 TRANSFERABLE CREDITS	Fees & Self-generated Form ID 33854 RESEARCH CERTIFIED FEES	Fees & Self-generated Form ID 33855 RESEARCH STANDARD FEES	Fees & Self-generated Form ID 33856 INSTALLMENT FEE	Fees & Self-generated Form ID 33857 INSTALLMENT REINSTATEMNT	Fees & Self-generated Form ID 33858 OFFER IN COMPROMISE FEE
Salaries	25,554	1,270	8,212	162,720	1,351	1,014
Other Compensation	1,297	64	417	8,257	68	51
Related Benefits	16,672	827	5,358	106,161	881	662
TOTAL PERSONAL SERVICES	\$43,523	\$2,161	\$13,987	\$277,138	\$2,300	\$1,727
Travel	553	27	178	3,519	29	22
Operating Services	3,774	187	1,213	24,030	199	150
Supplies	176	9	57	1,124	9	7
TOTAL OPERATING EXPENSES	\$4,503	\$223	\$1,448	\$28,673	\$237	\$179
PROFESSIONAL SERVICES	\$2,501	\$124	\$804	\$15,923	\$132	\$99
Other Charges	620	31	199	3,950	33	25
Debt Service	—	—	—	—	—	—
Interagency Transfers	17,977	892	5,778	114,470	949	714
TOTAL OTHER CHARGES	\$18,597	\$923	\$5,977	\$118,420	\$982	\$739
Acquisitions	22	1	7	141	1	1
Major Repairs	—	—	—	—	—	—
TOTAL ACQ. & MAJOR REPAIRS	\$22	\$1	\$7	\$141	\$1	\$1
TOTAL EXPENDITURES	\$69,146	\$3,432	\$22,223	\$440,295	\$3,652	\$2,745

Expenditures by Means of Financing

Total Request

Expenditures	Fees & Self-generated Form ID 33859 AUTO RENTAL FEES	Fees & Self-generated Form ID 33860 MISC COLLECTIONS	Fees & Self-generated Form ID 33861 OFFICE OF DEBT RECOVERY	Fees & Self-generated Form ID 33889 ATC BEER PERMITS	Fees & Self-generated Form ID 33890 ATC LIQUOR PERMITS	Fees & Self-generated Form ID 33891 ATC WINE PERMITS
Salaries	1,323	1,509,282	291,958	75,263	171,549	779
Other Compensation	67	76,581	14,814	2,359	5,377	24
Related Benefits	862	984,666	190,475	42,686	97,295	442
TOTAL PERSONAL SERVICES	\$2,252	\$2,570,529	\$497,247	\$120,308	\$274,221	\$1,245
Travel	29	32,635	6,313	1,884	4,294	19
Operating Services	195	222,882	43,115	3,417	7,789	35
Supplies	9	10,424	2,016	2,871	6,543	30
TOTAL OPERATING EXPENSES	\$233	\$265,941	\$51,444	\$8,172	\$18,626	\$84
PROFESSIONAL SERVICES	\$129	\$147,691	\$28,570	\$6,260	\$14,268	\$65
Other Charges	32	36,636	7,087	6,533	14,891	68
Debt Service	—	—	—	—	—	—
Interagency Transfers	930	1,061,739	205,385	11,753	26,790	122
TOTAL OTHER CHARGES	\$962	\$1,098,375	\$212,472	\$18,286	\$41,681	\$190
Acquisitions	1	1,308	253	30,435	69,372	315
Major Repairs	—	—	—	—	—	—
TOTAL ACQ. & MAJOR REPAIRS	\$1	\$1,308	\$253	\$30,435	\$69,372	\$315
TOTAL EXPENDITURES	\$3,577	\$4,083,844	\$789,986	\$183,461	\$418,168	\$1,899

Expenditures by Means of Financing

Total Request

Expenditures	Fees & Self-generated Form ID 33892 ATC WHLESALE BEER PERMIT	Fees & Self-generated Form ID 33893 ATC WHLE LIQUOR PERMT	Fees & Self-generated Form ID 33894 ATC SOLICITOR PERMITS	Fees & Self-generated Form ID 33939 ATC-00S MFG/SUPP-LO ALCO	Fees & Self-generated Form ID 33940 ATC MANUFACTURER PRMTS	Fees & Self-generated Form ID 33941 ATC-00S MFG/SUPP-HI ALC
Salaries	14,417	12,976	182	4,075	12,457	363
Other Compensation	452	407	6	128	390	11
Related Benefits	8,176	7,360	103	2,311	7,065	206
TOTAL PERSONAL SERVICES	\$23,045	\$20,743	\$291	\$6,514	\$19,912	\$580
Travel	361	325	5	102	312	9
Operating Services	655	589	8	185	566	17
Supplies	550	495	7	155	475	14
TOTAL OPERATING EXPENSES	\$1,566	\$1,409	\$20	\$442	\$1,353	\$40
PROFESSIONAL SERVICES	\$1,199	\$1,079	\$15	\$339	\$1,036	\$30
Other Charges	1,251	1,126	16	354	1,081	32
Debt Service	—	—	—	—	—	—
Interagency Transfers	2,251	2,026	28	636	1,945	57
TOTAL OTHER CHARGES	\$3,502	\$3,152	\$44	\$990	\$3,026	\$89
Acquisitions	5,830	5,247	73	1,648	5,038	147
Major Repairs	—	—	—	—	—	—
TOTAL ACQ. & MAJOR REPAIRS	\$5,830	\$5,247	\$73	\$1,648	\$5,038	\$147
TOTAL EXPENDITURES	\$35,142	\$31,630	\$443	\$9,933	\$30,365	\$886

REVENUE COLLECTIONS/INCOME

Interagency Transfers

003 - Interagency Transfers

Source	Commitment Item	Commitment Item Name	FY2023-2024 Actuals	FY-2025 Estimate	FY2025-2026 Projected	Over/Under Current Year Estimate
SOURCE						
DPS-COPS IN SHOPS	4710058	MR-INT AGCY-SERVICES	98,486	165,000	165,000	—
LDH-COMPLIANCE CHECK	4710058	MR-INT AGCY-SERVICES	350,000	350,000	350,000	—
SURPLUS	4830019	PY BAFL PYBK-TRNF IN	45,397	—	—	—
Total Collections/Income			\$493,883	\$515,000	\$515,000	—
TYPE						
Expenditures Source of Funding Form (BR-6)			493,883	515,000	515,000	—
Total Expenditures, Transfers and Carry Forwards to Next FY			\$493,883	\$515,000	\$515,000	—
Difference in Total Collections/Income and Total Expenditures, Transfers and Carry Forwards to Next FY			—	—	—	—

Fees & Self-generated

002 - Fees & Self-generated

Source	Commitment Item	Commitment Item Name	FY2023-2024 Actuals	FY-2025 Estimate	FY2025-2026 Projected	Over/Under Current Year Estimate
SOURCE						
CG-CIVIL PENALTY-NON-ORG	4550215	LIC PERM & FEES-OTH	8,250	15,000	15,000	—
CG-CIVIL PENALTY-ORGAN	4550214	LIC PERM & FEES-OTH	120,227	140,000	140,000	—
CG-COMM LESSOR LICENSE	4550204	LIC PERM & FEES-OTH	—	1,000	1,000	—
CG-COMM LESSOR LIC-RENEW	4550204	LIC PERM & FEES-OTH	20,000	21,500	21,500	—
CG DISTRIB LICENSE	4550203	LIC PERM & FEES-OTH	250	250	250	—
CG-DISTRIB LIC-RENEWAL	4550203	LIC PERM & FEES-OTH	3,000	3,000	3,000	—
CG-EVG DISTRIB LICENSE	4550208	LIC PERM & FEES-OTH	4,000	4,000	4,000	—
CG-EVG DISTRIB RENEW APP	4550208	LIC PERM & FEES-OTH	8,500	5,000	5,000	—
CG-EVG MFG RENEW APP	4550207	LIC PERM & FEES-OTH	7,500	7,500	7,500	—
CG-LICENSES-OTHER-EXEMPT	4550209	LIC PERM & FEES-OTH	1,825	—	—	—
CG-LIC-OTHR-EXEMPT RENEW	4550209	LIC PERM & FEES-OTH	375	—	—	—
CG LIMITED LICENSE	4550030	LIC PERM & FEES-OTH	—	3,000	3,000	—
CG MFG LICENSE	4550202	LIC PERM & FEES-OTH	—	2,500	2,500	—
CG MFG LIC RENEWAL	4550202	LIC PERM & FEES-OTH	30,000	37,500	37,500	—
CG-NON-PFT ORG AMEND	4550206	LIC PERM & FEES-OTH	10,550	15,000	15,000	—
CG-NON-PFT ORG INIT APP	4550206	LIC PERM & FEES-OTH	5,450	5,450	5,450	—
CG-NON-PFT ORG RENEW APP	4550206	LIC PERM & FEES-OTH	46,575	46,575	46,575	—
CG-NSF FEE	4550030	LIC PERM & FEES-OTH	40	46,000	46,000	—
CG-PRIV CASINO RENEW APP	4550205	LIC PERM & FEES-OTH	200	200	200	—
CG-SPEC SESSION LICENSE	4550210	LIC PERM & FEES-OTH	6,500	6,500	6,500	—
CG-USER FEE	4550212	LIC PERM & FEES-OTH	1,107,542	1,107,542	1,107,542	—
CG VIDEO MACH PERMIT	4550211	LIC PERM & FEES-OTH	—	980,035	980,035	—
CG-VIDEO MACH PER-RENEW	4550211	LIC PERM & FEES-OTH	646,000	646,000	646,000	—
PY CASH CARRYOVER	4830016	PY CASH CARRYOVER	1,547,024	—	—	—
PY CASH CARRYOVER	4830017	PY CASH-OUT	—	1,461,323	1,440,393	(20,930)
AUTO RENTAL FEES	4550201	LIC PERM & FEES-OTH	8,518	8,561	8,603	42

002 - Fees & Self-generated (continued)

Source	Commitment Item	Commitment Item Name	FY2023-2024 Actuals	FY-2025 Estimate	FY2025-2026 Projected	Over/Under Current Year Estimate
COLLECTION FEES	4520014	FINE&PEN-OTHER	14,061,626	14,131,934	14,202,594	70,660
CONVENTION SER,TOUR	4550201	LIC PERM & FEES-OTH	71,764	72,123	72,483	360
COOPERATIVE ENDEAVORS	4550201	LIC PERM & FEES-OTH	8,851	8,896	8,940	44
CORP INC & FRANCHISE	4830011	INT FUND CY TRANS IN	15,039,525	11,835,000	9,000,000	(2,835,000)
CORP INC & FRANCHISE	4830012	INT FUND PY TRANS IN	2,011,513	—	—	—
DIRECT MARKETER	4830011	INT FUND CY TRANS IN	165,508	166,335	167,167	832
DIRECT MARKETER	4830012	INT FUND PY TRANS IN	25,958	26,088	26,219	131
DONATIONS	4550201	LIC PERM & FEES-OTH	40,249	40,451	40,653	202
FIDUCIARY INCOME	4830011	INT FUND CY TRANS IN	343,193	344,909	346,633	1,724
FIDUCIARY INCOME	4830012	INT FUND PY TRANS IN	16,684	16,767	16,851	84
GARNISHMENTS	4550201	LIC PERM & FEES-OTH	1,493,087	1,500,552	1,508,055	7,503
IFTA APPLICATION	4520014	FINE&PEN-OTHER	5,482	5,510	5,537	27
IFTA DECALS	4520014	FINE&PEN-OTHER	34,449	34,621	34,794	173
INDIVIDUAL INC FEES	4830011	INT FUND CY TRANS IN	5,847,749	5,906,227	5,906,227	—
INDIVIDUAL INC FEES	4830012	INT FUND PY TRANS IN	800,918	808,927	808,927	—
INSTALLMENT FEE	4520014	FINE&PEN-OTHER	1,048,447	1,053,689	1,058,957	5,268
INSTALLMENT REINSTATEMNT	4520014	FINE&PEN-OTHER	8,696	8,740	8,783	43
LIEN	4520014	FINE&PEN-OTHER	168,305	169,147	169,993	846
MISC COLLECTIONS	4520014	FINE&PEN-OTHER	64,320	64,642	9,822,081	9,757,439
MOTOR FUEL LICENSE VIOLA	4520014	FINE&PEN-OTHER	20,000	20,100	20,201	101
MOTOR VEHICLE SALES	4830011	INT FUND CY TRANS IN	4,499,123	4,521,618	4,544,226	22,608
MOTOR VEHICLE SALES	4830012	INT FUND PY TRANS IN	1,457,310	1,464,596	1,471,919	7,323
NEW ORLEANS EXH HALL	4550201	LIC PERM & FEES-OTH	205,678	206,707	207,740	1,033
NO HOTEL/MOTEL-S&U	4830011	INT FUND CY TRANS IN	212,144	213,204	214,270	1,066
NO HOTEL/MOTEL-S&U	4830012	INT FUND PY TRANS IN	40,894	41,098	41,304	206
NON E FILING	4520014	FINE&PEN-OTHER	236,098	237,278	238,465	1,187
NSF	4520014	FINE&PEN-OTHER	335,126	336,801	338,485	1,684
OFFER IN COMPROMISE FEE	4520014	FINE&PEN-OTHER	6,536	6,569	6,602	33

002 - Fees & Self-generated (continued)

Source	Commitment Item	Commitment Item Name	FY2023-2024 Actuals	FY-2025 Estimate	FY2025-2026 Projected	Over/Under Current Year Estimate
OFFICE OF DEBT RECOVERY	4520014	FINE&PEN-OTHER	18,313,285	1,900,000	1,900,000	—
PARTNERSHIP/IND COMP	4830011	INT FUND CY TRANS IN	370,260	372,111	373,971	1,860
PARTNERSHIP/IND COMP	4830012	INT FUND PY TRANS IN	40,388	40,590	40,793	203
P & M BEER COLLECT FEE	4550201	LIC PERM & FEES-OTH	81,068	81,474	81,881	407
PREPAID CELL PHONES	4550021	FEES-RATE APP-INC	162,813	163,627	164,445	818
REMOTE SELLERS TAX (RSC)	4830011	INT FUND CY TRANS IN	2,349,303	2,361,049	2,372,855	11,806
REMOTE SELLERS TAX (RSC)	4830012	INT FUND PY TRANS IN	465,368	467,695	470,033	2,338
RESEARCH CERTIFIED FEES	4520014	FINE&PEN-OTHER	8,172	8,212	8,253	41
RESEARCH STANDARD FEES	4520014	FINE&PEN-OTHER	52,917	53,182	53,448	266
SALES	4830011	INT FUND CY TRANS IN	35,583,626	43,296,000	44,217,000	921,000
SALES	4830012	INT FUND PY TRANS IN	6,556,979	—	—	—
SEVERANCE	4520014	FINE&PEN-OTHER	36,418	36,600	36,783	183
STATEWIDE SALES & USE	4830011	INT FUND CY TRANS IN	105,978	106,507	107,040	533
STATEWIDE SALES & USE	4830012	INT FUND PY TRANS IN	33,728	33,897	34,066	169
SURPLUS	4830016	PY CASH CARRYOVER	50,934,672	54,099,952	50,000,000	(4,099,952)
TRANSFERABLE CREDITS	4550201	LIC PERM & FEES-OTH	164,653	165,476	166,304	828
UNDERESTIMATED TAX	4520014	FINE&PEN-OTHER	15,135,438	15,211,115	15,287,170	76,055
WARRANT	4520014	FINE&PEN-OTHER	1,331,131	1,337,787	1,344,476	6,689
WITHHOLDING	4830011	INT FUND CY TRANS IN	30,553,806	30,706,575	30,860,108	153,533
WITHHOLDING	4830012	INT FUND PY TRANS IN	10,327,971	10,379,611	10,431,509	51,898
ATC 2 YEAR PERMIT ACCT	4550024	LIC PERM FEES LIQUOR	296,357	300,000	325,000	25,000
ATC 2 YEAR PERMIT ACCT	4550030	LIC PERM & FEES-OTH	18,880	19,000	19,500	500
ATC ALCOH DELIVERY/APP	4550696	ALCOHOL DEL APP FEE	7,575	5,500	7,000	1,500
ATC ALCOH & TOB CNTROL	4550030	LIC PERM & FEES-OTH	177	90	150	60
ATC BEER PERMITS	4550024	LIC PERM FEES LIQUOR	137,076	140,500	145,000	4,500
ATC CATERER IND CONCES	4550030	LIC PERM & FEES-OTH	2,000	1,100	1,500	400
ATC CATERER & PENALTIES	4550024	LIC PERM FEES LIQUOR	31,610	28,500	29,500	1,000
ATC-CONS HEMP WHSL	4550697	PERMIT-OTH-CONS HEMP	54,000	48,500	49,500	1,000

002 - Fees & Self-generated (continued)

Source	Commitment Item	Commitment Item Name	FY2023-2024 Actuals	FY-2025 Estimate	FY2025-2026 Projected	Over/Under Current Year Estimate
ATC CONVERSION FEE	4550228	LIC PERM & FEES-OTH	50	35	30	(5)
ATC DUP PERMIT FEE	4550024	LIC PERM FEES LIQUOR	950	500	300	(200)
ATC HEMP/CBD APPLICATION	4550695	HEMP/CBD APP FEE	246,508	260,000	265,000	5,000
ATC LIQ GROSS SALES FEE	4550024	LIC PERM FEES LIQUOR	347,113	350,000	359,000	9,000
ATC LIQUOR PERMITS	4550024	LIC PERM FEES LIQUOR	281,406	300,000	330,500	30,500
ATC MANUFACTURER PRMTS	4550024	LIC PERM FEES LIQUOR	26,250	22,250	24,000	1,750
ATC MICRO BRGW/ENFORCE	4550024	LIC PERM FEES LIQUOR	9,100	6,500	7,500	1,000
ATC MISC. INCO	4550030	LIC PERM & FEES-OTH	7,043,733	7,100,000	7,350,000	250,000
ATC NSF FEES	4550030	LIC PERM & FEES-OTH	75	50	50	—
ATC-OOS MFG/SUPP-HI ALC	4550024	LIC PERM FEES LIQUOR	800	600	700	100
ATC-OOS MFG/SUPP-LO ALCO	4550024	LIC PERM FEES LIQUOR	8,449	7,750	7,850	100
ATC OOS MFG/WINE PROD	4550226	LIC PERM & FEES-OTH	4,750	4,500	4,900	400
ATC OOS MFG/WINE PRO REN	4550226	LIC PERM & FEES-OTH	1,250	1,500	1,700	200
ATC OOS-RETAILERS	4550225	LIC PERM & FEES-OTH	1,000	800	850	50
ATC POSTER FEE ENF FUND	4550024	LIC PERM FEES LIQUOR	83,655	84,000	84,500	500
ATC RESP VEND PRGM	4550024	LIC PERM FEES LIQUOR	169,165	160,000	165,500	5,500
ATC RESTAURANT PERMITS	4550024	LIC PERM FEES LIQUOR	18,500	18,000	18,250	250
ATC SELF DISTRIBUTION	4550699	PERMITS-OTH-SELF-DIS	6,000	5,000	5,200	200
ATC SOLICITOR PERMITS	4550024	LIC PERM FEES LIQUOR	370	300	350	50
ATC SP EVNT PRMT NO-PROB	4550024	LIC PERM FEES LIQUOR	1,380	1,250	1,300	50
ATC SP.EVNT PRMT PROF C	4550024	LIC PERM FEES LIQUOR	34,400	30,500	32,250	1,750
ATC TOBACCONIST PRMT	4550224	LIC PERM & FEES-OTH	550	500	525	25
ATC TOBACCO SPEC EVENT	4550221	LIC PERM & FEES-OTH	400	300	350	50
ATC TOB DUPL PERMIT	4550222	LIC PERM & FEES-OTH	10	—	—	—
ATC TOB RESP VENDOR	4550030	LIC PERM & FEES-OTH	16,700	15,500	16,500	1,000
ATC TOB RETAIL DEAL PRMT	4550218	LIC PERM & FEES-OTH	23,383	20,000	20,500	500
ATC TOB VEND MACH OPERAT	4550219	LIC PERM & FEES-OTH	2,756	2,500	2,650	150
ATC TOB VEND MACH PERMIT	4550220	LIC PERM & FEES-OTH	614	500	550	50

002 - Fees & Self-generated (continued)

Source	Commitment Item	Commitment Item Name	FY2023-2024 Actuals	FY-2025 Estimate	FY2025-2026 Projected	Over/Under Current Year Estimate
ATC TOB VIOL FINE ENF FD	4550223	LIC PERM & FEES-OTH	241,374	240,000	240,500	500
ATC TOB WHSL DEAL PRMT	4550217	LIC PERM & FEES-OTH	1,425	1,000	1,250	250
ATC TRANSACTION FEES	4550229	LIC PERM & FEES-OTH	(173,426)	150,500	165,750	15,250
ATC VAPOR PRODUCT	4550700	LIC PERM & FEE-VAPOR	37,300	33,500	35,450	1,950
ATC VAPOR PRO VIOLATION	4550223	LIC PERM & FEES-OTH	15,750	14,500	15,550	1,050
ATC VIOL.FINE ENF FUND	4550030	LIC PERM & FEES-OTH	712,031	700,000	710,575	10,575
ATC WHLE LIQUOR PERMT	4550024	LIC PERM FEES LIQUOR	26,000	20,000	25,000	5,000
ATC WHLESALE BEER PERMIT	4550024	LIC PERM FEES LIQUOR	28,500	25,900	27,775	1,875
ATC WINE PERMITS	4550024	LIC PERM FEES LIQUOR	2,398	1,500	1,500	—
SURPLUS	4830016	PY CASH CARRYOVER	11,590,877	—	—	—
SURPLUS	4830017	PY CASH-OUT	—	14,493,901	19,041,421	4,547,520
SURPLUS	4830020	PY BAFL PYBK-TRF OUT	(45,397)	—	—	—
Total Collections/Income			\$245,773,356	\$233,244,251	\$242,323,515	\$9,079,264
TYPE						
Expenditures Source of Funding Form (BR-6)			109,271,253	122,729,667	131,808,931	9,079,264
Carryover			70,055,176	68,063,933	68,063,933	—
Reversion			66,446,926	42,450,651	42,450,651	—
Total Expenditures, Transfers and Carry Forwards to Next FY			\$245,773,356	\$233,244,251	\$242,323,515	\$9,079,264
Difference in Total Collections/Income and Total Expenditures, Transfers and Carry Forwards to Next FY			\$0	—	—	—

EDH - LA Entertainment Development Dedicated Fund Account

Source	Commitment Item	Commitment Item Name	FY2023-2024 Actuals	FY-2025 Estimate	FY2025-2026 Projected	Over/Under Current Year Estimate
SOURCE						
EDH-LA ENTERTAIN DEV FND	4830014	INTRAFUND TRANSFER	100,000	100,000	100,000	—
Total Collections/Income			\$100,000	\$100,000	\$100,000	—
TYPE						
Expenditures Source of Funding Form (BR-6)			100,000	100,000	100,000	—
Total Expenditures, Transfers and Carry Forwards to Next FY			\$100,000	\$100,000	\$100,000	—
Difference in Total Collections/Income and Total Expenditures, Transfers and Carry Forwards to Next FY			—	—	—	—

Statutory Dedications

RVC - Tobacco Regulation Enforcement Fund

Source	Commitment Item	Commitment Item Name	FY2023-2024 Actuals	FY-2025 Estimate	FY2025-2026 Projected	Over/Under Current Year Estimate
SOURCE						
RVC-TOBACCO REG FUND	4830014	INTRAFUND TRANSFER	557,914	557,914	557,914	—
Total Collections/Income			\$557,914	\$557,914	\$557,914	—
TYPE						
Expenditures Source of Funding Form (BR-6)			557,914	557,914	557,914	—
Total Expenditures, Transfers and Carry Forwards to Next FY			\$557,914	\$557,914	\$557,914	—
Difference in Total Collections/Income and Total Expenditures, Transfers and Carry Forwards to Next FY			—	—	—	—

Justification of Differences

Form 34861 — 440 - CG BR-7 SELF-GENERATED

Question	Narrative Response
Explain any transfers to other appropriations.	N/A
Break out INA by Source of Funding.	N/A
Additional information or comments.	N/A

Form 34953 — 440 - TC BR-7 SELF-GENERATED

Question	Narrative Response
Explain any transfers to other appropriations.	For FY 2023-2024, \$66,446,925 was reverted to State General Fund. THE AMOUNT FOR FY 25 AND FY 26 IS THE ESTIMATED AMOUNT THAT WILL BE REUTURNED TO STATE GENERAL FUNDS. LANGUAGE IN HB1 ONLY ALLOWS TAX COLLECTION TO CARRYFORWARD \$50M.
Break out INA by Source of Funding.	N/A.
Additional information or comments.	N/A.

Form 34958 — 440 - ATC BR-7 SELF-GENERATED

Question	Narrative Response
Explain any transfers to other appropriations.	\$45,937 was loaned to IAT - DPS - COPS IN SHOPS GRANT for expenditure reimbursement not received.
Break out INA by Source of Funding.	N/A.
Additional information or comments.	N/A

Form 34959 — 440 - ATC BR-7 STATUTORY DEDICATION

Question	Narrative Response
Explain any transfers to other appropriations.	N/A
Break out INA by Source of Funding.	N/A
Additional information or comments.	N/A

Form 34960 — 440 - ATC BR-7 INTERAGENCY TRANSFERS

Question	Narrative Response
Explain any transfers to other appropriations.	\$45,397 was loaned to IAT - DPS - COPS IN SHOPS GRANT from Self-Generated for expenditure reimbursement not received. When reimbursements are received for prior year expenditures, the funds will be transferred to the Self-Generated Revenue Fund as that fund paid the expenditure in the prior year.
Break out INA by Source of Funding.	N/A.
Additional information or comments.	N/A

Form 35063 — 440 - TC BR-7 SELF-GENERATED LA ENTERTAINMENT DEV FUND (EDH)

Question	Narrative Response
Explain any transfers to other appropriations.	N/A.
Break out INA by Source of Funding.	N/A.
Additional information or comments.	N/A.

SCHEDULE OF REQUESTED EXPENDITURES

4401 - Tax Collection

Travel

FY2025-2026 Request	Description
374,058	Include but not limited to, Administrative, Tulane Tax Institute, routine Field Audit.
395,675	Include but not limited to, Paul J. Hartan SALT Forum, Institute of Internal Audit, Government Finance Offices Association
155,635	Include but not limited to, staff professional development training, conference registration fees, certification fees.
\$925,368	Total Travel

Operating Services

FY2025-2026 Request	Description
6,319,750	Include but not limited to, Maintenance, Utilities, Mail, Delivery & Postage, Rentals, Automotive Repair & Maintenance, Dues & Subscriptions
\$6,319,750	Total Operating Services

Supplies

FY2025-2026 Request	Description
295,560	Include but not limited to, Office, Computer, and Other Supplies
\$295,560	Total Supplies

Professional Services

FY2025-2026 Request	Means of Financing	Description
4,187,728	Fees & Self-generated	
\$4,187,728		Include but not limited to, Legal consultation and tax law cases, Tax auditing services.
\$4,187,728		Total Professional Services

Other Charges

FY2025-2026 Request	Means of Financing	Description
1,038,790	Fees & Self-generated	
\$1,038,790		Include but not limited to, Other charges positions to handle call center operations
\$1,038,790	Total Other Charges	

Interagency Transfers

FY2025-2026 Request	Means of Financing	Receiving Agency	Description
35,000	Fees & Self-generated		
\$35,000		DOA-ADMINISTRATIVE SUPPORT	CID new request - office furniture
282,934	Fees & Self-generated		
\$282,934		STATE CIVIL SERVICE	Civil Service and CPTP Fees
150,000	Fees & Self-generated		
\$150,000		OFFICE OF THE ATTORNEY GENERAL	Dept. of Justice - Fraud Investigation
5,428,202	Fees & Self-generated		
\$5,428,202		DOA-OFFICE OF TECHNOLOGY SVCS	DOA - OTS Printing; State Mail Operations
80,000	Fees & Self-generated		
\$80,000		DIVISION OF ADMINISTRATION	DOA - Supplies
255,115	Fees & Self-generated		
\$255,115		OFFICE OF STATE POLICE	DPS - Capitol Park Security & Office Security
10,243	Fees & Self-generated		
\$10,243		OFFICE OF STATE POLICE	DPS - Fingerprinting
263,901	Fees & Self-generated		
\$263,901		OFFICE OF STATE POLICE	DPS - Office Security Overtime
495,000	Fees & Self-generated		
\$495,000		CS-BOARD OF TAX APPEALS	La. Board of Tax Appeal - Pursuant to Section 2 of Act 198 of 2014
3,000	Fees & Self-generated		
\$3,000		LA PROPERTY ASSISTANCE AGENCY	La. Property Assistance Agency - GPS Services
588,425	Fees & Self-generated		
\$588,425		LEGISLATIVE AUDITOR	Legislative Auditor Fees

Interagency Transfers (continued)

FY2025-2026 Request	Means of Financing	Receiving Agency	Description
1,465,000	Fees & Self-generated		
\$1,465,000		DOA-OFFICE OF TECHNOLOGY SVCS	New Requests: ODR - Casino Winning Offset Program Grp III - Audit Selection Software
40,000	Fees & Self-generated		
\$40,000		DCFS-OFF FOR CHILD/FAMILY SRV	Office for Children/Family Services - FIDM
2,171,235	Fees & Self-generated		
\$2,171,235		FACILITY PLANNING AND CONTROL	Office of Facility Services - Rent in State Own Buildings
580,056	Fees & Self-generated		
\$580,056		OFFICE OF RISK MANAGEMENT	Office of Risk Management Fees
491,842	Fees & Self-generated		
\$491,842		DOA-ADMINISTRATIVE SUPPORT	Office of State Bldgs. and Grounds - Maintenance in State Owned Building
21,616	Fees & Self-generated		
\$21,616		DOA-OFFICE OF ST PROCUREMENT	Office of State Procurement Fees
20,000	Fees & Self-generated		
\$20,000		DIVISION OF ADMINISTRATION	Office of State Register Fees
16,121,109	Fees & Self-generated		
100,000	LA Entertainment Development Dedicated Fund Account		
\$16,221,109		DOA-OFFICE OF TECHNOLOGY SVCS	Office of Technology Services - IT Consolidation
1,003,000	Fees & Self-generated		
\$1,003,000		OFF. TELECOMMUNICATIONS MGMT	Office of Telecommunication Management (OTM)
51,211	Fees & Self-generated		
\$51,211		OSUP	Office of Uniform Payroll System Fees
83,000	Fees & Self-generated		
\$83,000		WILDLIFE & FISHERIES MGMT&FIN	Rent in Wildlife and Fisheries Bldg. (Lafayette)
465,406	Fees & Self-generated		
\$465,406		ST TREASURER OPERATING	State Treasurer - Central Banking Service Fees
\$30,205,295	Total Interagency Transfers		

Acquisitions

FY2025-2026 Request	Means of Financing	New/Replacement	Acquisition Type	Quantity	Description
10,000	Fees & Self-generated				
\$10,000		New	OFFICE FURN	1	OFFICE FURNITURE - CID
27,100	Fees & Self-generated				
\$27,100		Replace	COMMUNICATIONS	1	Wireless Headset Systems, Plantronics Spare Battery,
\$37,100	Total Acquisitions				

4403 - Alcohol and Tobacco Control

Travel

FY2025-2026 Request	Description
93,427	Conferences and Conventions
48,025	Self-Generated Field Travel - \$58,434 Statutory Dedication Field Travel \$5,000
\$141,452	Total Travel

Operating Services

FY2025-2026 Request	Description
333,070	Include but not limited to, Maintenance, Utilities, Mail, Delivery & Postage, Rentals, Automotive Repair & Maintenance, Dues & Subscriptions
\$333,070	Total Operating Services

Supplies

FY2025-2026 Request	Description
263,999	Include but not limited to, Uniforms, Office, Computer, and Janitorial Supplies
\$263,999	Total Supplies

Professional Services

FY2025-2026 Request	Means of Financing	Description
453,352	Fees & Self-generated	
\$453,352		Include but not limited to, provide ongoing legal services to the Office of Alcohol and Tobacco Control; Provide veterinary care, boarding services for ATC canine.
\$453,352	Total Professional Services	

Other Charges

FY2025-2026 Request	Means of Financing	Description
90,000	Interagency Transfers	
\$90,000		IAT - DHH Compliance Check Grant - Investigative Funds
473,140	Fees & Self-generated	
\$473,140		Self-Generated - Investigative Funds
\$563,140	Total Other Charges	

Interagency Transfers

FY2025-2026 Request	Means of Financing	Receiving Agency	Description
13,869	Fees & Self-generated		
\$13,869		OFFICE OF STATE POLICE	Department of Public Safety and Corrections - Annual Lease Rental
100,041	Fees & Self-generated		
\$100,041		OFFICE OF RISK MANAGEMENT	Division of Administration - Office of Risk Management - Risk Management Insurance Premiums
3,600	Fees & Self-generated		
\$3,600		ADMINISTRATIVE SERVICES	Division Of Administration - Office of Technology Services (OTS) - Printing
50,000	Interagency Transfers		
17,039	Tobacco Regulation Enforcement Fund		
\$67,039		DOA-OFFICE OF TECHNOLOGY SVCS	Division Of Administration - Office of Technology Services (OTS) - Technology Services

Interagency Transfers *(continued)*

FY2025-2026 Request	Means of Financing	Receiving Agency	Description
571,125	Fees & Self-generated		
\$571,125		DOA-OFFICE OF TECHNOLOGY SVCS	Division Of Administration - Office of Technology Services (OTS) - Technology Services
53,059	Fees & Self-generated		
\$53,059		OFF. TELECOMMUNICATIONS MGMT	Division of Administration - Office of Telecommunications Management (OTM) - Telecommunication Fees
18,000	Fees & Self-generated		
\$18,000		WILDLIFE & FISHERIES MGMT&FIN	Louisiana Department of Wildlife and Fisheries - Annual Rental Lease
78,120	Fees & Self-generated		
5,400	Fees & Self-generated		
\$83,520		DOA-OFFICE OF TECHNOLOGY SVCS	New Request for CB-7
8,000	Fees & Self-generated		
\$8,000		LA PROPERTY ASSISTANCE AGENCY	Office of General Services - Louisiana Property Assistance Agency - for vehicle fleet GPS
\$918,253	Total Interagency Transfers		

Acquisitions

FY2025-2026 Request	Means of Financing	New/Replacement	Acquisition Type	Quantity	Description
907,500	Fees & Self-generated				
\$907,500		New	AUTOMOTIVE	15	New Security/Law Enforcement Vehicles.
498,300	Fees & Self-generated				
\$498,300		New	SECURITY/LAW ENFORCEMENT	1	New Security/Law Enforcement equipment (Bulletproof vests, ammunition, uniforms, tactical jackets, etc.)
738,000	Fees & Self-generated				
\$738,000		Replace	AUTOMOTIVE	12	Replacement of Security/Law Enforcement Vehicles

Acquisitions *(continued)*

FY2025-2026 Request	Means of Financing	New/Replacement	Acquisition Type	Quantity	Description
60,412	Fees & Self-generated				
40,275	Tobacco Regulation Enforcement Fund				
\$100,687		Replace	SECURITY/LAW ENFORCEMENT	2	Replacement of Security/Law Enforcement equipment (Bulletproof vests, ammunition, uniforms, tactical jackets, etc.)
\$2,244,487	Total Acquisitions				

4404 - Office of Charitable Gaming

Travel

FY2025-2026 Request	Description
3,844	Include but not limited to, background/inspection of a licensed electronic video bingo machine manufacturer.
6,492	Include but not limited to, LSU Fraud & Forensic Acct Conference; Public Agency Training Courses
1,595	Include but not limited to, North American Gaming Regulator Agency (NAGRA) Conference
3,405	Include but not limited to, routine Field Audit & Inspection
\$15,336	Total Travel

Operating Services

FY2025-2026 Request	Description
67,191	Include but not limited to, Maintenance, Utilities, Mail, Delivery & Postage, Rentals, Automotive Repair & Maintenance, Dues & Subscriptions
\$67,191	Total Operating Services

Supplies

FY2025-2026 Request	Description
8,888	Include but not limited to, Office, Computer, and Janitorial Supplies
\$8,888	Total Supplies

Interagency Transfers

FY2025-2026 Request	Means of Financing	Receiving Agency	Description
20,328	Fees & Self-generated		
\$20,328		CS-DIV OF ADMINISTRATIVE LAW	Civil Service - Louisiana Department of Justice - Louisiana Division of Administrative Law
120,000	Fees & Self-generated		
\$120,000		DOA-ADMINISTRATIVE SUPPORT	Division of Administration - LaSalle Building Lease

Interagency Transfers *(continued)*

FY2025-2026 Request	Means of Financing	Receiving Agency	Description
12,526	Fees & Self-generated		
\$12,526		DIVISION OF ADMINISTRATION	Division Of Administration - Office of State Buildings and Grounds
9,752	Fees & Self-generated		
\$9,752		DOA-OFFICE OF TECHNOLOGY SVCS	Division Of Administration - Office of Technology Services (OTS) - Printing
488,271	Fees & Self-generated		
\$488,271		DOA-OFFICE OF TECHNOLOGY SVCS	Division Of Administration - Office of Technology Services (OTS) - Technology Services
7,000	Fees & Self-generated		
\$7,000		OFF. TELECOMMUNICATIONS MGMT	Division of Administration - Office of Telecommunications Management (OTM) - Telecommunication Fees
50,000	Fees & Self-generated		
\$50,000		OFFICE OF THE ATTORNEY GENERAL	Louisiana Department of Justice - Office of Attorney General
\$707,877	Total Interagency Transfers		

Continuation Budget Adjustments

AGENCY SUMMARY STATEMENT

Total Agency

Means of Financing

Description	Existing Operating Budget as of 10/01/2024	Non-Recurring	Inflation	Compulsory	Workload	Other	FY2025-2026 Requested Continuation Level
STATE GENERAL FUND (Direct)	—	—	—	—	—	—	—
STATE GENERAL FUND BY:	—	—	—	—	—	—	—
INTERAGENCY TRANSFERS	515,000	—	—	—	—	—	515,000
FEES & SELF-GENERATED	122,829,667	(4,680,526)	281,070	7,461,289	3,681,919	2,335,512	131,908,931
STATUTORY DEDICATIONS	557,914	(16,814)	—	—	—	16,814	557,914
FEDERAL FUNDS	—	—	—	—	—	—	—
TOTAL MEANS OF FINANCING	\$123,902,581	\$(4,697,340)	\$281,070	\$7,461,289	\$3,681,919	\$2,352,326	\$132,981,845

Fees and Self-Generated

Description	Existing Operating Budget as of 10/01/2024	Non-Recurring	Inflation	Compulsory	Workload	Other	FY2025-2026 Requested Continuation Level
Fees & Self-generated	122,729,667	(4,680,526)	281,070	7,461,289	3,681,919	2,335,512	131,808,931
LA Entertainment Development Dedicated Fund Account	100,000	—	—	—	—	—	100,000
Total:	\$122,829,667	\$(4,680,526)	\$281,070	\$7,461,289	\$3,681,919	\$2,335,512	\$131,908,931

Statutory Dedications

Description	Existing Operating Budget as of 10/01/2024	Non-Recurring	Inflation	Compulsory	Workload	Other	FY2025-2026 Requested Continuation Level
Tobacco Regulation Enforcement Fund	557,914	(16,814)	—	—	—	16,814	557,914
Total:	\$557,914	\$(16,814)	—	—	—	\$16,814	\$557,914

Expenditures and Positions

Description	Existing Operating Budget as of 10/01/2024	Non-Recurring	Inflation	Compulsory	Workload	Other	FY2025-2026 Requested Continuation Level
Salaries	44,902,361	—	—	3,883,396	1,263,097	—	50,048,854
Other Compensation	1,718,388	—	—	697,944	—	—	2,416,332
Related Benefits	28,493,499	—	—	2,559,202	737,322	—	31,790,023
TOTAL PERSONAL SERVICES	\$75,114,248	—	—	\$7,140,542	\$2,000,419	—	\$84,255,209
Travel	1,027,318	—	23,033	—	31,805	—	1,082,156
Operating Services	6,514,118	—	145,893	—	60,000	—	6,720,011
Supplies	467,211	—	10,461	—	90,775	—	568,447
TOTAL OPERATING EXPENSES	\$8,008,647	—	\$179,387	—	\$182,580	—	\$8,370,614
PROFESSIONAL SERVICES	\$4,969,149	\$(429,752)	\$101,683	—	—	—	\$4,641,080
Other Charges	1,281,183	—	—	320,747	—	—	1,601,930
Debt Service	—	—	—	—	—	—	—
Interagency Transfers	34,011,388	(3,749,622)	—	—	93,120	1,476,539	31,831,425
TOTAL OTHER CHARGES	\$35,292,571	\$(3,749,622)	—	\$320,747	\$93,120	\$1,476,539	\$33,433,355
Acquisitions	517,966	(517,966)	—	—	1,405,800	875,787	2,281,587
Major Repairs	—	—	—	—	—	—	—
TOTAL ACQ. & MAJOR REPAIRS	\$517,966	\$(517,966)	—	—	\$1,405,800	\$875,787	\$2,281,587
TOTAL EXPENDITURES	\$123,902,581	\$(4,697,340)	\$281,070	\$7,461,289	\$3,681,919	\$2,352,326	\$132,981,845
Classified	713	—	—	—	20	—	733
Unclassified	11	—	—	—	—	—	11
TOTAL AUTHORIZED T.O. POSITIONS	724	—	—	—	20	—	744
TOTAL AUTHORIZED OTHER CHARGES POSITIONS	15	—	—	—	—	—	15
TOTAL NON-T.O. FTE POSITIONS	6	—	—	—	—	—	6

CONTINUATION BUDGET ADJUSTMENTS - SUMMARIZED

Form 37213 — NR - Carryforwards

Means of Financing

	Amount
STATE GENERAL FUND (Direct)	—
STATE GENERAL FUND BY:	—
INTERAGENCY TRANSFERS	—
FEES & SELF-GENERATED	(4,192,520)
STATUTORY DEDICATIONS	—
FEDERAL FUNDS	—
TOTAL MEANS OF FINANCING	\$(4,192,520)

Expenditures

	Amount
Salaries	—
Other Compensation	—
Related Benefits	—
TOTAL PERSONAL SERVICES	—
Travel	—
Operating Services	—
Supplies	—
TOTAL OPERATING EXPENSES	—
PROFESSIONAL SERVICES	\$(429,752)
Other Charges	—
Debt Service	—
Interagency Transfers	(3,749,622)
TOTAL OTHER CHARGES	\$(3,749,622)
Acquisitions	(13,146)
Major Repairs	—
TOTAL ACQ. & MAJOR REPAIRS	\$(13,146)
TOTAL EXPENDITURES	\$(4,192,520)

Positions

	FTE
Classified	—
Unclassified	—
TOTAL AUTHORIZED T.O. POSITIONS	—
TOTAL AUTHORIZED OTHER CHARGES POSITIONS	—
TOTAL NON-T.O. FTE POSITIONS	—

Form 37214 — NR - Acquisitions and Major Repairs

Means of Financing

	Amount
STATE GENERAL FUND (Direct)	—
STATE GENERAL FUND BY:	—
INTERAGENCY TRANSFERS	—
FEES & SELF-GENERATED	(488,006)
STATUTORY DEDICATIONS	(16,814)
FEDERAL FUNDS	—
TOTAL MEANS OF FINANCING	\$(504,820)

Expenditures

	Amount
Salaries	—
Other Compensation	—
Related Benefits	—
TOTAL PERSONAL SERVICES	—
Travel	—
Operating Services	—
Supplies	—
TOTAL OPERATING EXPENSES	—
PROFESSIONAL SERVICES	—
Other Charges	—
Debt Service	—
Interagency Transfers	—
TOTAL OTHER CHARGES	—
Acquisitions	(504,820)
Major Repairs	—
TOTAL ACQ. & MAJOR REPAIRS	\$(504,820)
TOTAL EXPENDITURES	\$(504,820)

Positions

	FTE
Classified	—
Unclassified	—
TOTAL AUTHORIZED T.O. POSITIONS	—
TOTAL AUTHORIZED OTHER CHARGES POSITIONS	—
TOTAL NON-T.O. FTE POSITIONS	—

Form 37216 — Inflation Factor

Means of Financing

	Amount
STATE GENERAL FUND (Direct)	—
STATE GENERAL FUND BY:	—
INTERAGENCY TRANSFERS	1,953
FEES & SELF-GENERATED	277,784
STATUTORY DEDICATIONS	1,333
FEDERAL FUNDS	—
TOTAL MEANS OF FINANCING	\$281,070

Expenditures

	Amount
Salaries	—
Other Compensation	—
Related Benefits	—
TOTAL PERSONAL SERVICES	—
Travel	23,033
Operating Services	145,893
Supplies	10,461
TOTAL OPERATING EXPENSES	\$179,387
PROFESSIONAL SERVICES	\$101,683
Other Charges	—
Debt Service	—
Interagency Transfers	—
TOTAL OTHER CHARGES	—
Acquisitions	—
Major Repairs	—
TOTAL ACQ. & MAJOR REPAIRS	—
TOTAL EXPENDITURES	\$281,070

Positions

	FTE
Classified	—
Unclassified	—
TOTAL AUTHORIZED T.O. POSITIONS	—
TOTAL AUTHORIZED OTHER CHARGES POSITIONS	—
TOTAL NON-T.O. FTE POSITIONS	—

Form 38301 — 440 - ATC CB-8 MOF SWAP INFLATION

Means of Financing

	Amount
STATE GENERAL FUND (Direct)	—
STATE GENERAL FUND BY:	—
INTERAGENCY TRANSFERS	(1,953)
FEES & SELF-GENERATED	3,286
STATUTORY DEDICATIONS	(1,333)
FEDERAL FUNDS	—
TOTAL MEANS OF FINANCING	—

Expenditures

	Amount
Salaries	—
Other Compensation	—
Related Benefits	—
TOTAL PERSONAL SERVICES	—
Travel	—
Operating Services	—
Supplies	—
TOTAL OPERATING EXPENSES	—
PROFESSIONAL SERVICES	—
Other Charges	—
Debt Service	—
Interagency Transfers	—
TOTAL OTHER CHARGES	—
Acquisitions	—
Major Repairs	—
TOTAL ACQ. & MAJOR REPAIRS	—
TOTAL EXPENDITURES	—

Positions

	FTE
Classified	—
Unclassified	—
TOTAL AUTHORIZED T.O. POSITIONS	—
TOTAL AUTHORIZED OTHER CHARGES POSITIONS	—
TOTAL NON-T.O. FTE POSITIONS	—

Form 37805 — 440 - TC CB-6 SG PERSONAL SERVICES ADJUSTMENT

Means of Financing

	Amount
STATE GENERAL FUND (Direct)	—
STATE GENERAL FUND BY:	—
INTERAGENCY TRANSFERS	—
FEES & SELF-GENERATED	6,585,132
STATUTORY DEDICATIONS	—
FEDERAL FUNDS	—
TOTAL MEANS OF FINANCING	\$6,585,132

Expenditures

	Amount
Salaries	3,439,366
Other Compensation	807,751
Related Benefits	2,338,015
TOTAL PERSONAL SERVICES	\$6,585,132
Travel	—
Operating Services	—
Supplies	—
TOTAL OPERATING EXPENSES	—
PROFESSIONAL SERVICES	—
Other Charges	—
Debt Service	—
Interagency Transfers	—
TOTAL OTHER CHARGES	—
Acquisitions	—
Major Repairs	—
TOTAL ACQ. & MAJOR REPAIRS	—
TOTAL EXPENDITURES	\$6,585,132

Positions

	FTE
Classified	—
Unclassified	—
TOTAL AUTHORIZED T.O. POSITIONS	—
TOTAL AUTHORIZED OTHER CHARGES POSITIONS	—
TOTAL NON-T.O. FTE POSITIONS	—

Form 37814 — 440 - TC CB-6 SG OTHER CHARGES WAGE ADJUSTMENT

Means of Financing

	Amount
STATE GENERAL FUND (Direct)	—
STATE GENERAL FUND BY:	—
INTERAGENCY TRANSFERS	—
FEES & SELF-GENERATED	320,747
STATUTORY DEDICATIONS	—
FEDERAL FUNDS	—
TOTAL MEANS OF FINANCING	\$320,747

Expenditures

	Amount
Salaries	—
Other Compensation	—
Related Benefits	—
TOTAL PERSONAL SERVICES	—
Travel	—
Operating Services	—
Supplies	—
TOTAL OPERATING EXPENSES	—
PROFESSIONAL SERVICES	—
Other Charges	320,747
Debt Service	—
Interagency Transfers	—
TOTAL OTHER CHARGES	\$320,747
Acquisitions	—
Major Repairs	—
TOTAL ACQ. & MAJOR REPAIRS	—
TOTAL EXPENDITURES	\$320,747

Positions

	FTE
Classified	—
Unclassified	—
TOTAL AUTHORIZED T.O. POSITIONS	—
TOTAL AUTHORIZED OTHER CHARGES POSITIONS	—
TOTAL NON-T.O. FTE POSITIONS	—

Form 38025 — 440 - CG CB-6 SG PERSONAL SERVICES ADJUSTMENT

Means of Financing

	Amount
STATE GENERAL FUND (Direct)	—
STATE GENERAL FUND BY:	—
INTERAGENCY TRANSFERS	—
FEES & SELF-GENERATED	16,493
STATUTORY DEDICATIONS	—
FEDERAL FUNDS	—
TOTAL MEANS OF FINANCING	\$16,493

Expenditures

	Amount
Salaries	6,710
Other Compensation	—
Related Benefits	9,783
TOTAL PERSONAL SERVICES	\$16,493
Travel	—
Operating Services	—
Supplies	—
TOTAL OPERATING EXPENSES	—
PROFESSIONAL SERVICES	—
Other Charges	—
Debt Service	—
Interagency Transfers	—
TOTAL OTHER CHARGES	—
Acquisitions	—
Major Repairs	—
TOTAL ACQ. & MAJOR REPAIRS	—
TOTAL EXPENDITURES	\$16,493

Positions

	FTE
Classified	—
Unclassified	—
TOTAL AUTHORIZED T.O. POSITIONS	—
TOTAL AUTHORIZED OTHER CHARGES POSITIONS	—
TOTAL NON-T.O. FTE POSITIONS	—

Form 38313 — 440 - ATC CB-6 SG PERSONAL SERVICES ADJUSTMENT

Means of Financing

	Amount
STATE GENERAL FUND (Direct)	—
STATE GENERAL FUND BY:	—
INTERAGENCY TRANSFERS	—
FEES & SELF-GENERATED	538,917
STATUTORY DEDICATIONS	—
FEDERAL FUNDS	—
TOTAL MEANS OF FINANCING	\$538,917

Expenditures

	Amount
Salaries	437,320
Other Compensation	(109,807)
Related Benefits	211,404
TOTAL PERSONAL SERVICES	\$538,917
Travel	—
Operating Services	—
Supplies	—
TOTAL OPERATING EXPENSES	—
PROFESSIONAL SERVICES	—
Other Charges	—
Debt Service	—
Interagency Transfers	—
TOTAL OTHER CHARGES	—
Acquisitions	—
Major Repairs	—
TOTAL ACQ. & MAJOR REPAIRS	—
TOTAL EXPENDITURES	\$538,917

Positions

	FTE
Classified	—
Unclassified	—
TOTAL AUTHORIZED T.O. POSITIONS	—
TOTAL AUTHORIZED OTHER CHARGES POSITIONS	—
TOTAL NON-T.O. FTE POSITIONS	—

Form 38325 — 440 - ATC CB-7 SG ENFORCEMENT AGENTS ALCOHOL CONTROL

Means of Financing

	Amount
STATE GENERAL FUND (Direct)	—
STATE GENERAL FUND BY:	—
INTERAGENCY TRANSFERS	—
FEES & SELF-GENERATED	3,681,919
STATUTORY DEDICATIONS	—
FEDERAL FUNDS	—
TOTAL MEANS OF FINANCING	\$3,681,919

Positions

	FTE
Classified	20
Unclassified	—
TOTAL AUTHORIZED T.O. POSITIONS	20
TOTAL AUTHORIZED OTHER CHARGES POSITIONS	—
TOTAL NON-T.O. FTE POSITIONS	—

Expenditures

	Amount
Salaries	1,263,097
Other Compensation	—
Related Benefits	737,322
TOTAL PERSONAL SERVICES	\$2,000,419
Travel	31,805
Operating Services	60,000
Supplies	90,775
TOTAL OPERATING EXPENSES	\$182,580
PROFESSIONAL SERVICES	—
Other Charges	—
Debt Service	—
Interagency Transfers	93,120
TOTAL OTHER CHARGES	\$93,120
Acquisitions	1,405,800
Major Repairs	—
TOTAL ACQ. & MAJOR REPAIRS	\$1,405,800
TOTAL EXPENDITURES	\$3,681,919

Form 37819 — 440 - TC CB-8 SG ACQUISITIONS

Means of Financing

	Amount
STATE GENERAL FUND (Direct)	—
STATE GENERAL FUND BY:	—
INTERAGENCY TRANSFERS	—
FEES & SELF-GENERATED	27,100
STATUTORY DEDICATIONS	—
FEDERAL FUNDS	—
TOTAL MEANS OF FINANCING	\$27,100

Expenditures

	Amount
Salaries	—
Other Compensation	—
Related Benefits	—
TOTAL PERSONAL SERVICES	—
Travel	—
Operating Services	—
Supplies	—
TOTAL OPERATING EXPENSES	—
PROFESSIONAL SERVICES	—
Other Charges	—
Debt Service	—
Interagency Transfers	—
TOTAL OTHER CHARGES	—
Acquisitions	27,100
Major Repairs	—
TOTAL ACQ. & MAJOR REPAIRS	\$27,100
TOTAL EXPENDITURES	\$27,100

Positions

	FTE
Classified	—
Unclassified	—
TOTAL AUTHORIZED T.O. POSITIONS	—
TOTAL AUTHORIZED OTHER CHARGES POSITIONS	—
TOTAL NON-T.O. FTE POSITIONS	—

Continuation Budget Adjustments - Summarized

Total Agency
Request Type: OTHER

Form 37832 — 440 - TC CB-8 SG OFFICE EXPANSION - CID

Means of Financing

	Amount
STATE GENERAL FUND (Direct)	—
STATE GENERAL FUND BY:	—
INTERAGENCY TRANSFERS	—
FEES & SELF-GENERATED	45,000
STATUTORY DEDICATIONS	—
FEDERAL FUNDS	—
TOTAL MEANS OF FINANCING	\$45,000

Expenditures

	Amount
Salaries	—
Other Compensation	—
Related Benefits	—
TOTAL PERSONAL SERVICES	—
Travel	—
Operating Services	—
Supplies	—
TOTAL OPERATING EXPENSES	—
PROFESSIONAL SERVICES	—
Other Charges	—
Debt Service	—
Interagency Transfers	35,000
TOTAL OTHER CHARGES	\$35,000
Acquisitions	10,000
Major Repairs	—
TOTAL ACQ. & MAJOR REPAIRS	\$10,000
TOTAL EXPENDITURES	\$45,000

Positions

	FTE
Classified	—
Unclassified	—
TOTAL AUTHORIZED T.O. POSITIONS	—
TOTAL AUTHORIZED OTHER CHARGES POSITIONS	—
TOTAL NON-T.O. FTE POSITIONS	—

Form 38317 — 440 - ATC CB-8 SG and SD EQUIPMENT REPLACEMENT

Means of Financing

	Amount
STATE GENERAL FUND (Direct)	—
STATE GENERAL FUND BY:	—
INTERAGENCY TRANSFERS	—
FEES & SELF-GENERATED	798,412
STATUTORY DEDICATIONS	40,275
FEDERAL FUNDS	—
TOTAL MEANS OF FINANCING	\$838,687

Expenditures

	Amount
Salaries	—
Other Compensation	—
Related Benefits	—
TOTAL PERSONAL SERVICES	—
Travel	—
Operating Services	—
Supplies	—
TOTAL OPERATING EXPENSES	—
PROFESSIONAL SERVICES	—
Other Charges	—
Debt Service	—
Interagency Transfers	—
TOTAL OTHER CHARGES	—
Acquisitions	838,687
Major Repairs	—
TOTAL ACQ. & MAJOR REPAIRS	\$838,687
TOTAL EXPENDITURES	\$838,687

Positions

	FTE
Classified	—
Unclassified	—
TOTAL AUTHORIZED T.O. POSITIONS	—
TOTAL AUTHORIZED OTHER CHARGES POSITIONS	—
TOTAL NON-T.O. FTE POSITIONS	—

Form 38358 — 440 - ATC CB-8 SD LINE ITEM ADJUSTMENT

Means of Financing

	Amount
STATE GENERAL FUND (Direct)	—
STATE GENERAL FUND BY:	—
INTERAGENCY TRANSFERS	—
FEES & SELF-GENERATED	—
STATUTORY DEDICATIONS	(23,461)
FEDERAL FUNDS	—
TOTAL MEANS OF FINANCING	\$(23,461)

Expenditures

	Amount
Salaries	—
Other Compensation	—
Related Benefits	—
TOTAL PERSONAL SERVICES	—
Travel	—
Operating Services	—
Supplies	—
TOTAL OPERATING EXPENSES	—
PROFESSIONAL SERVICES	—
Other Charges	—
Debt Service	—
Interagency Transfers	(23,461)
TOTAL OTHER CHARGES	\$(23,461)
Acquisitions	—
Major Repairs	—
TOTAL ACQ. & MAJOR REPAIRS	—
TOTAL EXPENDITURES	\$(23,461)

Positions

	FTE
Classified	—
Unclassified	—
TOTAL AUTHORIZED T.O. POSITIONS	—
TOTAL AUTHORIZED OTHER CHARGES POSITIONS	—
TOTAL NON-T.O. FTE POSITIONS	—

Form 37841 — 440 - TC CB-8T SG CASINO WINNING OFFSET PROGRAM - ODR

Means of Financing

	Amount
STATE GENERAL FUND (Direct)	—
STATE GENERAL FUND BY:	—
INTERAGENCY TRANSFERS	—
FEES & SELF-GENERATED	465,000
STATUTORY DEDICATIONS	—
FEDERAL FUNDS	—
TOTAL MEANS OF FINANCING	\$465,000

Expenditures

	Amount
Salaries	—
Other Compensation	—
Related Benefits	—
TOTAL PERSONAL SERVICES	—
Travel	—
Operating Services	—
Supplies	—
TOTAL OPERATING EXPENSES	—
PROFESSIONAL SERVICES	—
Other Charges	—
Debt Service	—
Interagency Transfers	465,000
TOTAL OTHER CHARGES	\$465,000
Acquisitions	—
Major Repairs	—
TOTAL ACQ. & MAJOR REPAIRS	—
TOTAL EXPENDITURES	\$465,000

Positions

	FTE
Classified	—
Unclassified	—
TOTAL AUTHORIZED T.O. POSITIONS	—
TOTAL AUTHORIZED OTHER CHARGES POSITIONS	—
TOTAL NON-T.O. FTE POSITIONS	—

Continuation Budget Adjustments - Summarized

Total Agency
Request Type: TECH

Form 37895 — 440 - TC CB-8T SG AUDIT SELECTION SOFTWARE - GRP III
Means of Financing

	Amount
STATE GENERAL FUND (Direct)	—
STATE GENERAL FUND BY:	—
INTERAGENCY TRANSFERS	—
FEES & SELF-GENERATED	1,000,000
STATUTORY DEDICATIONS	—
FEDERAL FUNDS	—
TOTAL MEANS OF FINANCING	\$1,000,000

Expenditures

	Amount
Salaries	—
Other Compensation	—
Related Benefits	—
TOTAL PERSONAL SERVICES	—
Travel	—
Operating Services	—
Supplies	—
TOTAL OPERATING EXPENSES	—
PROFESSIONAL SERVICES	—
Other Charges	—
Debt Service	—
Interagency Transfers	1,000,000
TOTAL OTHER CHARGES	\$1,000,000
Acquisitions	—
Major Repairs	—
TOTAL ACQ. & MAJOR REPAIRS	—
TOTAL EXPENDITURES	\$1,000,000

Positions

	FTE
Classified	—
Unclassified	—
TOTAL AUTHORIZED T.O. POSITIONS	—
TOTAL AUTHORIZED OTHER CHARGES POSITIONS	—
TOTAL NON-T.O. FTE POSITIONS	—

PROGRAM SUMMARY STATEMENT

4401 - Tax Collection

Means of Financing

Description	Existing Operating Budget as of 10/01/2024	Non-Recurring	Inflation	Compulsory	Workload	Other	FY2025-2026 Requested Continuation Level
STATE GENERAL FUND (Direct)	—	—	—	—	—	—	—
STATE GENERAL FUND BY:	—	—	—	—	—	—	—
INTERAGENCY TRANSFERS	—	—	—	—	—	—	—
FEEES & SELF-GENERATED	111,721,899	(4,525,637)	256,952	6,905,879	—	1,537,100	115,896,193
STATUTORY DEDICATIONS	—	—	—	—	—	—	—
FEDERAL FUNDS	—	—	—	—	—	—	—
TOTAL MEANS OF FINANCING	\$111,721,899	\$(4,525,637)	\$256,952	\$6,905,879	—	\$1,537,100	\$115,896,193

Fees and Self-Generated

Description	Existing Operating Budget as of 10/01/2024	Non-Recurring	Inflation	Compulsory	Workload	Other	FY2025-2026 Requested Continuation Level
Fees & Self-generated	111,621,899	(4,525,637)	256,952	6,905,879	—	1,537,100	115,796,193
LA Entertainment Development Dedicated Fund Account	100,000	—	—	—	—	—	100,000
Total:	\$111,721,899	\$(4,525,637)	\$256,952	\$6,905,879	—	\$1,537,100	\$115,896,193

Expenditures and Positions

Description	Existing Operating Budget as of 10/01/2024	Non-Recurring	Inflation	Compulsory	Workload	Other	FY2025-2026 Requested Continuation Level
Salaries	39,355,887	—	—	3,439,366	—	—	42,795,253
Other Compensation	1,363,691	—	—	807,751	—	—	2,171,442
Related Benefits	25,581,892	—	—	2,338,015	—	—	27,919,907
TOTAL PERSONAL SERVICES	\$66,301,470	—	—	\$6,585,132	—	—	\$72,886,602
Travel	905,073	—	20,295	—	—	—	925,368
Operating Services	6,181,314	—	138,436	—	—	—	6,319,750
Supplies	289,089	—	6,471	—	—	—	295,560
TOTAL OPERATING EXPENSES	\$7,375,476	—	\$165,202	—	—	—	\$7,540,678
PROFESSIONAL SERVICES	\$4,525,730	\$(429,752)	\$91,750	—	—	—	\$4,187,728
Other Charges	718,043	—	—	320,747	—	—	1,038,790
Debt Service	—	—	—	—	—	—	—
Interagency Transfers	32,375,495	(3,670,200)	—	—	—	1,500,000	30,205,295
TOTAL OTHER CHARGES	\$33,093,538	\$(3,670,200)	—	\$320,747	—	\$1,500,000	\$31,244,085
Acquisitions	425,685	(425,685)	—	—	—	37,100	37,100
Major Repairs	—	—	—	—	—	—	—
TOTAL ACQ. & MAJOR REPAIRS	\$425,685	\$(425,685)	—	—	—	\$37,100	\$37,100
TOTAL EXPENDITURES	\$111,721,899	\$(4,525,637)	\$256,952	\$6,905,879	—	\$1,537,100	\$115,896,193
Classified	626	—	—	—	—	—	626
Unclassified	10	—	—	—	—	—	10
TOTAL AUTHORIZED T.O. POSITIONS	636	—	—	—	—	—	636
TOTAL AUTHORIZED OTHER CHARGES POSITIONS	15	—	—	—	—	—	15
TOTAL NON-T.O. FTE POSITIONS	5	—	—	—	—	—	5

4403 - Alcohol and Tobacco Control

Means of Financing

Description	Existing Operating Budget as of 10/01/2024	Non-Recurring	Inflation	Compulsory	Workload	Other	FY2025-2026 Requested Continuation Level
STATE GENERAL FUND (Direct)	—	—	—	—	—	—	—
STATE GENERAL FUND BY:	—	—	—	—	—	—	—
INTERAGENCY TRANSFERS	515,000	—	—	—	—	—	515,000
FEES & SELF-GENERATED	8,360,928	(115,463)	22,115	538,917	3,681,919	798,412	13,286,828
STATUTORY DEDICATIONS	557,914	(16,814)	—	—	—	16,814	557,914
FEDERAL FUNDS	—	—	—	—	—	—	—
TOTAL MEANS OF FINANCING	\$9,433,842	\$(132,277)	\$22,115	\$538,917	\$3,681,919	\$815,226	\$14,359,742

Fees and Self-Generated

Description	Existing Operating Budget as of 10/01/2024	Non-Recurring	Inflation	Compulsory	Workload	Other	FY2025-2026 Requested Continuation Level
Fees & Self-generated	8,360,928	(115,463)	22,115	538,917	3,681,919	798,412	13,286,828
Total:	\$8,360,928	\$(115,463)	\$22,115	\$538,917	\$3,681,919	\$798,412	\$13,286,828

Statutory Dedications

Description	Existing Operating Budget as of 10/01/2024	Non-Recurring	Inflation	Compulsory	Workload	Other	FY2025-2026 Requested Continuation Level
Tobacco Regulation Enforcement Fund	557,914	(16,814)	—	—	—	16,814	557,914
Total:	\$557,914	\$(16,814)	—	—	—	\$16,814	\$557,914

Expenditures and Positions

Description	Existing Operating Budget as of 10/01/2024	Non-Recurring	Inflation	Compulsory	Workload	Other	FY2025-2026 Requested Continuation Level
Salaries	4,313,084	—	—	437,320	1,263,097	—	6,013,501
Other Compensation	327,519	—	—	(109,807)	—	—	217,712
Related Benefits	2,262,050	—	—	211,404	737,322	—	3,210,776
TOTAL PERSONAL SERVICES	\$6,902,653	—	—	\$538,917	\$2,000,419	—	\$9,441,989
Travel	107,245	—	2,402	—	31,805	—	141,452
Operating Services	267,086	—	5,984	—	60,000	—	333,070
Supplies	169,428	—	3,796	—	90,775	—	263,999
TOTAL OPERATING EXPENSES	\$543,759	—	\$12,182	—	\$182,580	—	\$738,521
PROFESSIONAL SERVICES	\$443,419	—	\$9,933	—	—	—	\$453,352
Other Charges	563,140	—	—	—	—	—	563,140
Debt Service	—	—	—	—	—	—	—
Interagency Transfers	928,016	(79,422)	—	—	93,120	(23,461)	918,253
TOTAL OTHER CHARGES	\$1,491,156	\$(79,422)	—	—	\$93,120	\$(23,461)	\$1,481,393
Acquisitions	52,855	(52,855)	—	—	1,405,800	838,687	2,244,487
Major Repairs	—	—	—	—	—	—	—
TOTAL ACQ. & MAJOR REPAIRS	\$52,855	\$(52,855)	—	—	\$1,405,800	\$838,687	\$2,244,487
TOTAL EXPENDITURES	\$9,433,842	\$(132,277)	\$22,115	\$538,917	\$3,681,919	\$815,226	\$14,359,742
Classified	67	—	—	—	20	—	87
Unclassified	1	—	—	—	—	—	1
TOTAL AUTHORIZED T.O. POSITIONS	68	—	—	—	20	—	88
TOTAL AUTHORIZED OTHER CHARGES POSITIONS	—	—	—	—	—	—	—
TOTAL NON-T.O. FTE POSITIONS	1	—	—	—	—	—	1

4404 - Office of Charitable Gaming

Means of Financing

Description	Existing Operating Budget as of 10/01/2024	Non-Recurring	Inflation	Compulsory	Workload	Other	FY2025-2026 Requested Continuation Level
STATE GENERAL FUND (Direct)	—	—	—	—	—	—	—
STATE GENERAL FUND BY:	—	—	—	—	—	—	—
INTERAGENCY TRANSFERS	—	—	—	—	—	—	—
FEEES & SELF-GENERATED	2,746,840	(39,426)	2,003	16,493	—	—	2,725,910
STATUTORY DEDICATIONS	—	—	—	—	—	—	—
FEDERAL FUNDS	—	—	—	—	—	—	—
TOTAL MEANS OF FINANCING	\$2,746,840	\$(39,426)	\$2,003	\$16,493	—	—	\$2,725,910

Fees and Self-Generated

Description	Existing Operating Budget as of 10/01/2024	Non-Recurring	Inflation	Compulsory	Workload	Other	FY2025-2026 Requested Continuation Level
Fees & Self-generated	2,746,840	(39,426)	2,003	16,493	—	—	2,725,910
Total:	\$2,746,840	\$(39,426)	\$2,003	\$16,493	—	—	\$2,725,910

Expenditures and Positions

Description	Existing Operating Budget as of 10/01/2024	Non-Recurring	Inflation	Compulsory	Workload	Other	FY2025-2026 Requested Continuation Level
Salaries	1,233,390	—	—	6,710	—	—	1,240,100
Other Compensation	27,178	—	—	—	—	—	27,178
Related Benefits	649,557	—	—	9,783	—	—	659,340
TOTAL PERSONAL SERVICES	\$1,910,125	—	—	\$16,493	—	—	\$1,926,618
Travel	15,000	—	336	—	—	—	15,336
Operating Services	65,718	—	1,473	—	—	—	67,191
Supplies	8,694	—	194	—	—	—	8,888
TOTAL OPERATING EXPENSES	\$89,412	—	\$2,003	—	—	—	\$91,415
PROFESSIONAL SERVICES	—	—	—	—	—	—	—
Other Charges	—	—	—	—	—	—	—
Debt Service	—	—	—	—	—	—	—
Interagency Transfers	707,877	—	—	—	—	—	707,877
TOTAL OTHER CHARGES	\$707,877	—	—	—	—	—	\$707,877
Acquisitions	39,426	(39,426)	—	—	—	—	—
Major Repairs	—	—	—	—	—	—	—
TOTAL ACQ. & MAJOR REPAIRS	\$39,426	\$(39,426)	—	—	—	—	—
TOTAL EXPENDITURES	\$2,746,840	\$(39,426)	\$2,003	\$16,493	—	—	\$2,725,910
Classified	20	—	—	—	—	—	20
Unclassified	—	—	—	—	—	—	—
TOTAL AUTHORIZED T.O. POSITIONS	20	—	—	—	—	—	20
TOTAL AUTHORIZED OTHER CHARGES POSITIONS	—	—	—	—	—	—	—
TOTAL NON-T.O. FTE POSITIONS	—	—	—	—	—	—	—

CONTINUATION BUDGET ADJUSTMENTS - BY PROGRAM

Form 37213 — NR - Carryforwards

4401 - Tax Collection

Means of Financing

	Amount
STATE GENERAL FUND (Direct)	—
STATE GENERAL FUND BY:	—
INTERAGENCY TRANSFERS	—
FEES & SELF-GENERATED	(4,099,952)
STATUTORY DEDICATIONS	—
FEDERAL FUNDS	—
TOTAL MEANS OF FINANCING	\$(4,099,952)

Expenditures

	Amount
Salaries	—
Other Compensation	—
Related Benefits	—
TOTAL PERSONAL SERVICES	—
Travel	—
Operating Services	—
Supplies	—
TOTAL OPERATING EXPENSES	—
PROFESSIONAL SERVICES	\$(429,752)
Other Charges	—
Debt Service	—
Interagency Transfers	(3,670,200)
TOTAL OTHER CHARGES	\$(3,670,200)
Acquisitions	—
Major Repairs	—
TOTAL ACQ. & MAJOR REPAIRS	—
TOTAL EXPENDITURES	\$(4,099,952)

Positions

	FTE
Classified	—
Unclassified	—
TOTAL AUTHORIZED T.O. POSITIONS	—
TOTAL AUTHORIZED OTHER CHARGES POSITIONS	—
TOTAL NON-T.O. FTE POSITIONS	—

Fees and Self-Generated

	Amount
Fees & Self-generated	(4,099,952)
Total:	\$(4,099,952)

Statutory Dedications

	Amount
Total:	—

**Supporting Detail
Means of Financing**

Description	Amount
Fees & Self-generated	(4,099,952)
Total:	\$(4,099,952)

Professional Services

Commitment item	Name	Amount
5510005	PROF SERV-LEGAL	(106,010)
5510400	PROF SERV-OTHER	(323,742)
Total:		\$(429,752)

Interagency Transfer

Commitment item	Name	Amount
5950058	IAT-TECH SVCS	(3,670,200)
Total:		\$(3,670,200)

4403 - Alcohol and Tobacco Control

Means of Financing

	Amount
STATE GENERAL FUND (Direct)	—
STATE GENERAL FUND BY:	—
INTERAGENCY TRANSFERS	—
FEES & SELF-GENERATED	(92,568)
STATUTORY DEDICATIONS	—
FEDERAL FUNDS	—
TOTAL MEANS OF FINANCING	\$(92,568)

Expenditures

	Amount
Salaries	—
Other Compensation	—
Related Benefits	—
TOTAL PERSONAL SERVICES	—
Travel	—
Operating Services	—
Supplies	—
TOTAL OPERATING EXPENSES	—
PROFESSIONAL SERVICES	—
Other Charges	—
Debt Service	—
Interagency Transfers	(79,422)
TOTAL OTHER CHARGES	\$(79,422)
Acquisitions	(13,146)
Major Repairs	—
TOTAL ACQ. & MAJOR REPAIRS	\$(13,146)
TOTAL EXPENDITURES	\$(92,568)

Positions

	FTE
Classified	—
Unclassified	—
TOTAL AUTHORIZED T.O. POSITIONS	—
TOTAL AUTHORIZED OTHER CHARGES POSITIONS	—
TOTAL NON-T.O. FTE POSITIONS	—

Fees and Self-Generated

	Amount
Fees & Self-generated	(92,568)
Total:	\$(92,568)

Statutory Dedications

	Amount
Total:	—

Supporting Detail

Means of Financing

Description	Amount
Fees & Self-generated	(92,568)
Total:	\$(92,568)

Interagency Transfer

Commitment item	Name	Amount
5950058	IAT-TECH SVCS	(79,422)
Total:		\$(79,422)

Acquisitions

Commitment item	Name	Amount
5710224	ACQ-OFFICE FURN&EQP	(13,146)
Total:		\$(13,146)

Form 37214 — NR - Acquisitions and Major Repairs

4401 - Tax Collection

Means of Financing

	Amount
STATE GENERAL FUND (Direct)	—
STATE GENERAL FUND BY:	—
INTERAGENCY TRANSFERS	—
FEES & SELF-GENERATED	(425,685)
STATUTORY DEDICATIONS	—
FEDERAL FUNDS	—
TOTAL MEANS OF FINANCING	\$(425,685)

Expenditures

	Amount
Salaries	—
Other Compensation	—
Related Benefits	—
TOTAL PERSONAL SERVICES	—
Travel	—
Operating Services	—
Supplies	—
TOTAL OPERATING EXPENSES	—
PROFESSIONAL SERVICES	—
Other Charges	—
Debt Service	—
Interagency Transfers	—
TOTAL OTHER CHARGES	—
Acquisitions	(425,685)
Major Repairs	—
TOTAL ACQ. & MAJOR REPAIRS	\$(425,685)
TOTAL EXPENDITURES	\$(425,685)

Positions

	FTE
Classified	—
Unclassified	—
TOTAL AUTHORIZED T.O. POSITIONS	—
TOTAL AUTHORIZED OTHER CHARGES POSITIONS	—
TOTAL NON-T.O. FTE POSITIONS	—

Fees and Self-Generated

	Amount
Fees & Self-generated	(425,685)
Total:	\$(425,685)

Statutory Dedications

	Amount
Total:	—

Supporting Detail
Means of Financing

Description	Amount
Fees & Self-generated	(425,685)
Total:	\$(425,685)

Acquisitions

Commitment item	Name	Amount
5710224	ACQ-OFFICE FURN&EQP	(371,100)
5710236	ACQ-OTHER	(14,585)
5710250	ACQ-AUTOMOBILES	(40,000)
Total:		\$(425,685)

4403 - Alcohol and Tobacco Control

Means of Financing

	Amount
STATE GENERAL FUND (Direct)	—
STATE GENERAL FUND BY:	—
INTERAGENCY TRANSFERS	—
FEES & SELF-GENERATED	(22,895)
STATUTORY DEDICATIONS	(16,814)
FEDERAL FUNDS	—
TOTAL MEANS OF FINANCING	\$(39,709)

Expenditures

	Amount
Salaries	—
Other Compensation	—
Related Benefits	—
TOTAL PERSONAL SERVICES	—
Travel	—
Operating Services	—
Supplies	—
TOTAL OPERATING EXPENSES	—
PROFESSIONAL SERVICES	—
Other Charges	—
Debt Service	—
Interagency Transfers	—
TOTAL OTHER CHARGES	—
Acquisitions	(39,709)
Major Repairs	—
TOTAL ACQ. & MAJOR REPAIRS	\$(39,709)
TOTAL EXPENDITURES	\$(39,709)

Positions

	FTE
Classified	—
Unclassified	—
TOTAL AUTHORIZED T.O. POSITIONS	—
TOTAL AUTHORIZED OTHER CHARGES POSITIONS	—
TOTAL NON-T.O. FTE POSITIONS	—

Fees and Self-Generated

	Amount
Fees & Self-generated	(22,895)
Total:	\$(22,895)

Statutory Dedications

	Amount
Tobacco Regulation Enforcement Fund	(16,814)
Total:	\$(16,814)

Supporting Detail
Means of Financing

Description	Amount
Fees & Self-generated	(22,895)
Tobacco Regulation Enforcement Fund	(16,814)
Total:	\$(39,709)

Acquisitions

Commitment item	Name	Amount
5710224	ACQ-OFFICE FURN&EQP	(3,729)
5710229	ACQ-SEC/LAW ENFOR EQ	(35,980)
Total:		\$(39,709)

4404 - Office of Charitable Gaming

Means of Financing

	Amount
STATE GENERAL FUND (Direct)	—
STATE GENERAL FUND BY:	—
INTERAGENCY TRANSFERS	—
FEES & SELF-GENERATED	(39,426)
STATUTORY DEDICATIONS	—
FEDERAL FUNDS	—
TOTAL MEANS OF FINANCING	\$(39,426)

Expenditures

	Amount
Salaries	—
Other Compensation	—
Related Benefits	—
TOTAL PERSONAL SERVICES	—
Travel	—
Operating Services	—
Supplies	—
TOTAL OPERATING EXPENSES	—
PROFESSIONAL SERVICES	—
Other Charges	—
Debt Service	—
Interagency Transfers	—
TOTAL OTHER CHARGES	—
Acquisitions	(39,426)
Major Repairs	—
TOTAL ACQ. & MAJOR REPAIRS	\$(39,426)
TOTAL EXPENDITURES	\$(39,426)

Positions

	FTE
Classified	—
Unclassified	—
TOTAL AUTHORIZED T.O. POSITIONS	—
TOTAL AUTHORIZED OTHER CHARGES POSITIONS	—
TOTAL NON-T.O. FTE POSITIONS	—

Fees and Self-Generated

	Amount
Fees & Self-generated	(39,426)
Total:	\$(39,426)

Statutory Dedications

	Amount
Total:	—

Supporting Detail
Means of Financing

Description	Amount
Fees & Self-generated	(39,426)
Total:	\$(39,426)

Acquisitions

Commitment item	Name	Amount
5710250	ACQ-AUTOMOBILES	(39,426)
Total:		\$(39,426)

Form 37216 — Inflation Factor

4401 - Tax Collection

Means of Financing

	Amount
STATE GENERAL FUND (Direct)	—
STATE GENERAL FUND BY:	—
INTERAGENCY TRANSFERS	—
FEES & SELF-GENERATED	256,952
STATUTORY DEDICATIONS	—
FEDERAL FUNDS	—
TOTAL MEANS OF FINANCING	\$256,952

Expenditures

	Amount
Salaries	—
Other Compensation	—
Related Benefits	—
TOTAL PERSONAL SERVICES	—
Travel	20,295
Operating Services	138,436
Supplies	6,471
TOTAL OPERATING EXPENSES	\$165,202
PROFESSIONAL SERVICES	\$91,750
Other Charges	—
Debt Service	—
Interagency Transfers	—
TOTAL OTHER CHARGES	—
Acquisitions	—
Major Repairs	—
TOTAL ACQ. & MAJOR REPAIRS	—
TOTAL EXPENDITURES	\$256,952

Positions

	FTE
Classified	—
Unclassified	—
TOTAL AUTHORIZED T.O. POSITIONS	—
TOTAL AUTHORIZED OTHER CHARGES POSITIONS	—
TOTAL NON-T.O. FTE POSITIONS	—

Fees and Self-Generated

	Amount
Fees & Self-generated	256,952
Total:	\$256,952

Statutory Dedications

	Amount
Total:	—

Supporting Detail

Means of Financing

Description	Amount
Fees & Self-generated	256,952
Total:	\$256,952

Travel

Commitment item	Name	Amount
5210010	IN-STATE TRAVEL-ADM	857
5210015	IN-STATE TRAVEL-CONF	2,753
5210020	IN-STATE TRAV-FIELD	4,598
5210050	OUT-OF-STATE TRV-ADM	460
5210055	OUT-OF-STTRV-CONF	5,502
5210060	OUT-OF-STTRV-FIELD	2,713
5210105	STAFF TRAINING	190
5210110	CONFERENCE REG FEES	3,222
Total:		\$20,295

Operating Services

Commitment item	Name	Amount
5310005	SERV-PRINTING	1,564
5310009	SERV-MOVING SERVICES	112
5310010	SERV-DUES & OTHER	12,610
5310011	SERV-SUBSCRIPTIONS	6,182
5310014	SERV-DRUG TESTING	224
5310015	SERV-SECURITY	493
5310017	SERV-DOC DESTRUCTION	571
5310019	SERV-FREIGHT	374
5310025	SERV-LOCKSMITH	179
5310030	SERV-ADMIN FEES	616
5310036	SERV - TRADE SHOW	112
5310040	SERV-BANK (NON-DEBT)	3,830
5310042	SERV-BAR DUES	301
5310044	SERV-VERIFICATIN FEE	571

Operating Services (continued)

Commitment item	Name	Amount
5310400	SERV-MISC	59,860
5330001	MAINT-BUILDINGS	7,616
5330004	MAINT-GARBAGE DISP	22
5330005	MAINT-WSTDISP-SHRED	448
5330007	MAINT-PROPERTY	426
5330008	MAINT-EQUIPMENT	605
5330012	MAINT-JANITORIAL	1,142
5330017	MAINT-DATA SOFTWARE	22
5330018	MAINT-AUTO REPAIRS	358
5340010	RENT-REAL ESTATE	18,928
5340015	RENT-OPER COST-BLDG	22
5340020	RENT-EQUIPMENT	5,867
5340045	RENT-STORAGE SPACE	504
5340070	RENT-OTHER	871
5350001	UTIL-INTERNET PROVID	22
5350002	UTIL-DATA LINE/CIRCT	5,600
5350004	UTIL-TELEPHONE SERV	45
5350006	UTIL-MAIL/DEL/POST	7,211
5350007	UTIL-POSTAGE DUE	123
5350008	UTIL-DEL UPS/FED EXP	1,005
Total:		\$138,436

Supplies

Commitment item	Name	Amount
5410001	SUP-OFFICE SUPPLIES	3,616
5410002	SUP-TELEPH & ACCESS	33
5410003	SUP-BANKING	33
5410006	SUP-COMPUTER	468
5410008	SUP-MEDICAL	45
5410010	SUP-TEXTBOOKS	89
5410011	SUP-WORKBOOKS	66
5410012	SUP-PERIODICALS	44

Continuation Budget Adjustments - by Program

**Form 37216 — Inflation Factor
Request Type: INFLATION**

Supplies *(continued)*

Commitment item	Name	Amount
5410013	SUP-FOOD & BEVERAGE	45
5410016	SUP-BLD	39
5410021	SUP-ELECTRONICS/ELEC	45
5410027	SUP-OTHER MEDICAL	134
5410035	SUP-SOFTWARE	11
5410036	SUP-FUELTRAC	156
5410054	SUP-STORES INCREASE	1,380
5410400	SUP-OTHER	267
Total:		\$6,471

Professional Services

Commitment item	Name	Amount
5510001	PROF SERV-ACCT/AUDIT	2,240
5510003	PROF SERV-MGT CONSUL	4,480
5510005	PROF SERV-LEGAL	21,280
5510010	PROF SRV-INVEST/RES	2,800
5510027	PROF SERV-TRANS/STOR	1,680
5510028	PROF SERV-ADV/PRINT	3,233
5510400	PROF SERV-OTHER	56,037
Total:		\$91,750

4403 - Alcohol and Tobacco Control

Means of Financing

	Amount
STATE GENERAL FUND (Direct)	—
STATE GENERAL FUND BY:	—
INTERAGENCY TRANSFERS	1,953
FEES & SELF-GENERATED	18,829
STATUTORY DEDICATIONS	1,333
FEDERAL FUNDS	—
TOTAL MEANS OF FINANCING	\$22,115

Expenditures

	Amount
Salaries	—
Other Compensation	—
Related Benefits	—
TOTAL PERSONAL SERVICES	—
Travel	2,402
Operating Services	5,984
Supplies	3,796
TOTAL OPERATING EXPENSES	\$12,182
PROFESSIONAL SERVICES	\$9,933
Other Charges	—
Debt Service	—
Interagency Transfers	—
TOTAL OTHER CHARGES	—
Acquisitions	—
Major Repairs	—
TOTAL ACQ. & MAJOR REPAIRS	—
TOTAL EXPENDITURES	\$22,115

Positions

	FTE
Classified	—
Unclassified	—
TOTAL AUTHORIZED T.O. POSITIONS	—
TOTAL AUTHORIZED OTHER CHARGES POSITIONS	—
TOTAL NON-T.O. FTE POSITIONS	—

Fees and Self-Generated

	Amount
Fees & Self-generated	18,829
Total:	\$18,829

Statutory Dedications

	Amount
Tobacco Regulation Enforcement Fund	1,333
Total:	\$1,333

Supporting Detail

Means of Financing

Description	Amount
Fees & Self-generated	18,829
Interagency Transfers	1,953
Tobacco Regulation Enforcement Fund	1,333
Total:	\$22,115

Travel

Commitment item	Name	Amount
5210015	IN-STATE TRAVEL-CONF	19
5210020	IN-STATE TRAV-FIELD	1,160
5210055	OUT-OF-STTRV-CONF	993
5210060	OUT-OF-STTRV-FIELD	230
Total:		\$2,402

Operating Services

Commitment item	Name	Amount
5310001	SERV-ADVERTISING	25
5310005	SERV-PRINTING	18
5310010	SERV-DUES & OTHER	45
5310400	SERV-MISC	26
5330018	MAINT-AUTO REPAIRS	1,839
5340010	RENT-REAL ESTATE	2,106
5340020	RENT-EQUIPMENT	372
5350002	UTIL-DATA LINE/CIRCT	1,462
5350005	UTIL-OTHER COMM SERV	24
5350006	UTIL-MAIL/DEL/POST	45
5350012	UTIL-CABLE	22
Total:		\$5,984

Supplies

Commitment item	Name	Amount
5410001	SUP-OFFICE SUPPLIES	140
5410004	SUP-SECURITY/LAW ENF	92
5410006	SUP-COMPUTER	218
5410007	SUP-CLOTHING/UNIFORM	251
5410036	SUP-FUELTRAC	3,084
5410400	SUP-OTHER	11
Total:		\$3,796

Professional Services

Commitment item	Name	Amount
5510400	PROF SERV-OTHER	9,933
Total:		\$9,933

4404 - Office of Charitable Gaming

Means of Financing

	Amount
STATE GENERAL FUND (Direct)	—
STATE GENERAL FUND BY:	—
INTERAGENCY TRANSFERS	—
FEES & SELF-GENERATED	2,003
STATUTORY DEDICATIONS	—
FEDERAL FUNDS	—
TOTAL MEANS OF FINANCING	\$2,003

Expenditures

	Amount
Salaries	—
Other Compensation	—
Related Benefits	—
TOTAL PERSONAL SERVICES	—
Travel	336
Operating Services	1,473
Supplies	194
TOTAL OPERATING EXPENSES	\$2,003
PROFESSIONAL SERVICES	—
Other Charges	—
Debt Service	—
Interagency Transfers	—
TOTAL OTHER CHARGES	—
Acquisitions	—
Major Repairs	—
TOTAL ACQ. & MAJOR REPAIRS	—
TOTAL EXPENDITURES	\$2,003

Positions

	FTE
Classified	—
Unclassified	—
TOTAL AUTHORIZED T.O. POSITIONS	—
TOTAL AUTHORIZED OTHER CHARGES POSITIONS	—
TOTAL NON-T.O. FTE POSITIONS	—

Fees and Self-Generated

	Amount
Fees & Self-generated	2,003
Total:	\$2,003

Statutory Dedications

	Amount
Total:	—

Supporting Detail

Means of Financing

Description	Amount
Fees & Self-generated	2,003
Total:	\$2,003

Travel

Commitment item	Name	Amount
5210015	IN-STATE TRAVEL-CONF	142
5210020	IN-STATE TRAV-FIELD	75
5210055	OUT-OF-STTRV-CONF	35
5210060	OUT-OF-STTRV-FIELD	84
Total:		\$336

Operating Services

Commitment item	Name	Amount
5310001	SERV-ADVERTISING	7
5310005	SERV-PRINTING	71
5310010	SERV-DUES & OTHER	34
5310400	SERV-MISC	124
5330001	MAINT-BUILDINGS	126
5330007	MAINT-PROPERTY	41
5330018	MAINT-AUTO REPAIRS	242
5340010	RENT-REAL ESTATE	336
5340020	RENT-EQUIPMENT	134
5350002	UTIL-DATA LINE/CIRCT	22
5350006	UTIL-MAIL/DEL/POST	336
Total:		\$1,473

Supplies

Commitment item	Name	Amount
5410001	SUP-OFFICE SUPPLIES	86
5410006	SUP-COMPUTER	7

Supplies (continued)

Commitment item	Name	Amount
5410036	SUP-FUELTRAC	93
5410400	SUP-OTHER	8
Total:		\$194

Form 38301 — 440 - ATC CB-8 MOF SWAP INFLATION

4403 - Alcohol and Tobacco Control

MEANS OF FINANCING

	Amount
STATE GENERAL FUND (Direct)	—
STATE GENERAL FUND BY:	—
INTERAGENCY TRANSFERS	(1,953)
FEES & SELF-GENERATED	3,286
STATUTORY DEDICATIONS	(1,333)
FEDERAL FUNDS	—
TOTAL MEANS OF FINANCING	—

EXPENDITURES

	Amount
Salaries	—
Other Compensation	—
Related Benefits	—
TOTAL PERSONAL SERVICES	—
Travel	—
Operating Services	—
Supplies	—
TOTAL OPERATING EXPENSES	—
PROFESSIONAL SERVICES	—
Other Charges	—
Debt Service	—
Interagency Transfers	—
TOTAL OTHER CHARGES	—
Acquisitions	—
Major Repairs	—
TOTAL ACQ. & MAJOR REPAIRS	—
TOTAL EXPENDITURES	—

AUTHORIZED POSITIONS

	FTE
Classified	—
Unclassified	—
TOTAL AUTHORIZED T.O. POSITIONS	—
TOTAL AUTHORIZED OTHER CHARGES POSITIONS	—
TOTAL NON-T.O. FTE POSITIONS	—

Fees and Self-Generated

	Amount
Fees & Self-generated	3,286
Total:	\$3,286

Statutory Dedications

	Amount
Tobacco Regulation Enforcement Fund	(1,333)
Total:	\$(1,333)

Question	Narrative Response
Explain the need for this request.	There is insufficient revenue in statutory dedication and IAT/grant MOFs to support inflation. Agency is swapping both MOFs to self-generated.
Cite performance indicators for the adjustment.	N/A
What would the impact be if this is not funded?	There are no direct programmatic impact.
Is revenue a fixed amount or can it be adjusted?	The requested revenue is a fixed amount.
Is the expenditure of these revenues restricted?	The expenditures of these revenues are restricted to the various expenditure objects calculated for general inflation.
Additional information or comments.	N/A

Form 37805 — 440 - TC CB-6 SG PERSONAL SERVICES ADJUSTMENT

4401 - Tax Collection

MEANS OF FINANCING

	Amount
STATE GENERAL FUND (Direct)	—
STATE GENERAL FUND BY:	—
INTERAGENCY TRANSFERS	—
FEES & SELF-GENERATED	6,585,132
STATUTORY DEDICATIONS	—
FEDERAL FUNDS	—
TOTAL MEANS OF FINANCING	\$6,585,132

EXPENDITURES

	Amount
Salaries	3,439,366
Other Compensation	807,751
Related Benefits	2,338,015
TOTAL PERSONAL SERVICES	\$6,585,132
Travel	—
Operating Services	—
Supplies	—
TOTAL OPERATING EXPENSES	—
PROFESSIONAL SERVICES	—
Other Charges	—
Debt Service	—
Interagency Transfers	—
TOTAL OTHER CHARGES	—
Acquisitions	—
Major Repairs	—
TOTAL ACQ. & MAJOR REPAIRS	—
TOTAL EXPENDITURES	\$6,585,132

AUTHORIZED POSITIONS

	FTE
Classified	—
Unclassified	—
TOTAL AUTHORIZED T.O. POSITIONS	—
TOTAL AUTHORIZED OTHER CHARGES POSITIONS	—
TOTAL NON-T.O. FTE POSITIONS	—

Fees and Self-Generated

	Amount
Fees & Self-generated	6,585,132
Total:	\$6,585,132

Statutory Dedications

	Amount
Total:	—

Question	Narrative Response
Explain the need for this request.	The attached PEP - Payroll Projection Detail spreadsheet will provide the salary and related benefits information as of 09/15/2024. This adjustment reflects next year's market rate adjustments, CPG, and related benefits for classified and unclassified positions as mandated by Civil Service Rule. The PEP worksheet details the computations used for determining these cost.
Cite performance indicators for the adjustment.	N/A
What would the impact be if this is not funded?	If the adjustments are not funded, the Agency will not be in compliance with Civil Service Rule.
Is revenue a fixed amount or can it be adjusted?	Fixed amount based on PEP.
Is the expenditure of these revenues restricted?	No restrictions.
Additional information or comments.	N/A

Form 37814 — 440 - TC CB-6 SG OTHER CHARGES WAGE ADJUSTMENT

4401 - Tax Collection

MEANS OF FINANCING

	Amount
STATE GENERAL FUND (Direct)	—
STATE GENERAL FUND BY:	—
INTERAGENCY TRANSFERS	—
FEES & SELF-GENERATED	320,747
STATUTORY DEDICATIONS	—
FEDERAL FUNDS	—
TOTAL MEANS OF FINANCING	\$320,747

EXPENDITURES

	Amount
Salaries	—
Other Compensation	—
Related Benefits	—
TOTAL PERSONAL SERVICES	—
Travel	—
Operating Services	—
Supplies	—
TOTAL OPERATING EXPENSES	—
PROFESSIONAL SERVICES	—
Other Charges	320,747
Debt Service	—
Interagency Transfers	—
TOTAL OTHER CHARGES	\$320,747
Acquisitions	—
Major Repairs	—
TOTAL ACQ. & MAJOR REPAIRS	—
TOTAL EXPENDITURES	\$320,747

AUTHORIZED POSITIONS

	FTE
Classified	—
Unclassified	—
TOTAL AUTHORIZED T.O. POSITIONS	—
TOTAL AUTHORIZED OTHER CHARGES POSITIONS	—
TOTAL NON-T.O. FTE POSITIONS	—

Fees and Self-Generated

	Amount
Fees & Self-generated	320,747
Total:	\$320,747

Statutory Dedications

	Amount
Total:	—

Question	Narrative Response
Explain the need for this request.	The attached PEP - Payroll Projection Detail spreadsheet will provide the salary and related benefits information as of 09/15/2024. This adjustment reflects next year's market rate adjustments and related benefits for classified and unclassified positions as mandated by Civil Service Rule. The PEP worksheet details the computation used for determining these cost.
Cite performance indicators for the adjustment.	N/A
What would the impact be if this is not funded?	If the adjustments are not funded, the Agency will not be in compliance with Civil Service Rule.
Is revenue a fixed amount or can it be adjusted?	Fixed amount based on PEP.
Is the expenditure of these revenues restricted?	No restrictions.
Additional information or comments.	N/A

Form 38025 — 440 - CG CB-6 SG PERSONAL SERVICES ADJUSTMENT

4404 - Office of Charitable Gaming

MEANS OF FINANCING

	Amount
STATE GENERAL FUND (Direct)	—
STATE GENERAL FUND BY:	—
INTERAGENCY TRANSFERS	—
FEES & SELF-GENERATED	16,493
STATUTORY DEDICATIONS	—
FEDERAL FUNDS	—
TOTAL MEANS OF FINANCING	\$16,493

EXPENDITURES

	Amount
Salaries	6,710
Other Compensation	—
Related Benefits	9,783
TOTAL PERSONAL SERVICES	\$16,493
Travel	—
Operating Services	—
Supplies	—
TOTAL OPERATING EXPENSES	—
PROFESSIONAL SERVICES	—
Other Charges	—
Debt Service	—
Interagency Transfers	—
TOTAL OTHER CHARGES	—
Acquisitions	—
Major Repairs	—
TOTAL ACQ. & MAJOR REPAIRS	—
TOTAL EXPENDITURES	\$16,493

AUTHORIZED POSITIONS

	FTE
Classified	—
Unclassified	—
TOTAL AUTHORIZED T.O. POSITIONS	—
TOTAL AUTHORIZED OTHER CHARGES POSITIONS	—
TOTAL NON-T.O. FTE POSITIONS	—

Fees and Self-Generated

	Amount
Fees & Self-generated	16,493
Total:	\$16,493

Statutory Dedications

	Amount
Total:	—

Question	Narrative Response
Explain the need for this request.	The attached PEP - Payroll Projection Detail spreadsheet will provide the salary and related benefits information as of 09/15/2024. This adjustment reflects next year's market rate adjustments, CPG, and related benefits for classified and unclassified positions as mandated by Civil Service Rule. The PEP worksheet details the computations used for determining these cost.
Cite performance indicators for the adjustment.	N/A
What would the impact be if this is not funded?	If the adjustments are not funded, the Agency will not be in compliance with Civil Service Rule.
Is revenue a fixed amount or can it be adjusted?	Fixed amount based on PEP.
Is the expenditure of these revenues restricted?	No restrictions.
Additional information or comments.	N/A

Form 38313 — 440 - ATC CB-6 SG PERSONAL SERVICES ADJUSTMENT

4403 - Alcohol and Tobacco Control

MEANS OF FINANCING

	Amount
STATE GENERAL FUND (Direct)	—
STATE GENERAL FUND BY:	—
INTERAGENCY TRANSFERS	—
FEES & SELF-GENERATED	538,917
STATUTORY DEDICATIONS	—
FEDERAL FUNDS	—
TOTAL MEANS OF FINANCING	\$538,917

EXPENDITURES

	Amount
Salaries	437,320
Other Compensation	(109,807)
Related Benefits	211,404
TOTAL PERSONAL SERVICES	\$538,917
Travel	—
Operating Services	—
Supplies	—
TOTAL OPERATING EXPENSES	—
PROFESSIONAL SERVICES	—
Other Charges	—
Debt Service	—
Interagency Transfers	—
TOTAL OTHER CHARGES	—
Acquisitions	—
Major Repairs	—
TOTAL ACQ. & MAJOR REPAIRS	—
TOTAL EXPENDITURES	\$538,917

AUTHORIZED POSITIONS

	FTE
Classified	—
Unclassified	—
TOTAL AUTHORIZED T.O. POSITIONS	—
TOTAL AUTHORIZED OTHER CHARGES POSITIONS	—
TOTAL NON-T.O. FTE POSITIONS	—

Fees and Self-Generated

	Amount
Fees & Self-generated	538,917
Total:	\$538,917

Statutory Dedications

	Amount
Total:	—

Question	Narrative Response
Explain the need for this request.	The attached PEP - Payroll Projection Detail spreadsheet will provide the salary and related benefits information as of 09/15/24. This adjustment reflects next year's market rate adjustments and related benefits for classified and unclassified positions as mandated by Civil Service Rule. The PEP worksheet details the computations used for determining these cost.
Cite performance indicators for the adjustment.	N/A
What would the impact be if this is not funded?	If the adjustments are not funded, the Agency will not be in compliance with Civil Service Rule.
Is revenue a fixed amount or can it be adjusted?	Fixed amount based on PEP.
Is the expenditure of these revenues restricted?	No restrictions.
Additional information or comments.	N/A

Form 38325 — 440 - ATC CB-7 SG ENFORCEMENT AGENTS ALCOHOL CONTROL

4403 - Alcohol and Tobacco Control

MEANS OF FINANCING

	Amount
STATE GENERAL FUND (Direct)	—
STATE GENERAL FUND BY:	—
INTERAGENCY TRANSFERS	—
FEES & SELF-GENERATED	3,681,919
STATUTORY DEDICATIONS	—
FEDERAL FUNDS	—
TOTAL MEANS OF FINANCING	\$3,681,919

EXPENDITURES

	Amount
Salaries	1,263,097
Other Compensation	—
Related Benefits	737,322
TOTAL PERSONAL SERVICES	\$2,000,419
Travel	31,805
Operating Services	60,000
Supplies	90,775
TOTAL OPERATING EXPENSES	\$182,580
PROFESSIONAL SERVICES	—
Other Charges	—
Debt Service	—
Interagency Transfers	93,120
TOTAL OTHER CHARGES	\$93,120
Acquisitions	1,405,800
Major Repairs	—
TOTAL ACQ. & MAJOR REPAIRS	\$1,405,800
TOTAL EXPENDITURES	\$3,681,919

AUTHORIZED POSITIONS

	FTE
Classified	20
Unclassified	—
TOTAL AUTHORIZED T.O. POSITIONS	20
TOTAL AUTHORIZED OTHER CHARGES POSITIONS	—
TOTAL NON-T.O. FTE POSITIONS	—

Fees and Self-Generated

	Amount
Fees & Self-generated	3,681,919
Total:	\$3,681,919

Statutory Dedications

	Amount
Total:	—

Question	Narrative Response
Explain the need for this request.	<p>The Office of Alcohol and Tobacco Control is requesting fifteen (15) enforcement agents, two (2) attorneys and three (3) staff members to help with the increase demand for alcohol permit. Louisiana distributes alcohol within the state under a three tier system which requires that the regulatory agency monitor and enforce laws on ALL manufacturers, wholesalers and retailers. There are almost 15,000 total alcohol permits within the state. In nearly all states, alcohol control agents are tasked with ensuring that alcohol markets are orderly and that the state's alcohol laws are enforced to protect the health and safety of its citizens. Though responsibilities differ between jurisdictions, as a general matter, agents are responsible for enforcing the state's laws through inspections, investigations, and, if necessary, fining violators and seizing unsafe or illegal products. Alcohol control agents in Louisiana have also been tasked with enforcement related to other vice laws, including general tobacco regulation (manufacturers, wholesalers and retailers), underage tobacco sales (federal iCops in Shops Program), illegal gambling (primarily in bars), prostitution and human trafficking, illicit drugs, CBD retail operations, alcohol delivery services and vape flavor ban regulation. Additionally, agents monitor for compliance, thousands of festivals, sporting events and other large-scale events throughout the state. This reality has been reported on many national authorities, 'the capacity of state alcohol enforcement agencies is increasingly strained by expanding responsibilities that are not matched by increased funding or personnel'. The total cost for fifteen (15) agents and five (5) support staff is \$3,681,919.</p>
Cite performance indicators for the adjustment.	<p>For FY 2024 performance indicators, ATC total number were well above the target amount projected. Overall inspections- Last FY = 19,137 Overall compliance checks- Last FY = 17,114 Total number of alcohol, tobacco, CBD permits, Special Event- Current 21,342 Average number of permits by agent ÷ 21,342/30 (agents) = 711 Number of complaints Investigated by agents- Last FY = 2,204</p>
What would the impact be if this is not funded?	<p>Not funding this request would have several negative impacts for our agency as well as the state. Each agent will have less time to inspect, investigate, and provide oversight to licensed (and unlicensed) facilities, it also means that each alcohol agent must cover a greater geographic area. Unfortunately, with diminishing numbers and proximity, agents no longer pose a deterrent as in the past which puts public safety at risk.</p>
Is revenue a fixed amount or can it be adjusted?	<p>The requested revenue is based on current salary at midpoint level. The amount is not recommended to be adjusted based on the level of expenditures.</p>
Is the expenditure of these revenues restricted?	<p>Expenditure of these revenues is for salaries, benefits and equipment (including vehicles).</p>
Additional information or comments.	<p>N/A</p>

AGENCY NAME DEPARTMENT OF REVENUE FORM 38325
 AGENCY NUMBER 12-440 REQUEST TYPE CB-7 WORKLOAD ADJUSTMENT
 PROGRAM ALCOHOL AND TOBACCO CONTROL PROGRAM FORM DESCRIPTION 440 - ATC CB 7 ENFORCEMENT
 FISCAL YEAR 2025-2026 AGENTS ALCOHOL CONTROL

DESCRIPTION - PERSONAL SERVICES	AS	#	Salary	Retirement	Medicare	Group Insurance	Total Related Benefits	Total Salaries And Related Benefits
Job Title	LEVEL		5110010	5130010	5130060	5130070		
ATC Agent 3	AS-112	15	\$64,251	\$25,379	\$932	\$11,004	\$559,725	\$1,523,490
Attorney 3	AS-620	1	\$84,989	\$33,571	\$1,232	\$11,004	\$45,807	\$130,796
Administrative Assistant 4	AS-611	1	\$43,701	\$17,262	\$634	\$11,004	\$28,900	\$72,601
Administrative Program Specialist-C	AS-615	2	\$60,590	\$23,933	\$879	\$11,004	\$71,632	\$192,812
Revenue Tax Analyst 3	AS-612	1	\$49,462	\$19,537	\$717	\$11,004	\$31,258	\$80,720
Total Cost Personal Services			\$1,263,097	\$119,682	\$4,394	\$55,020	\$737,322	\$2,000,419

DESCRIPTION - TRAVEL	GL	QUANTITY REQUESTED	MONTHLY COST	UNIT COST		TOTAL COST
TRAVEL - IN STATE	5210020	15		\$2,000.00		\$30,000.00
TRAVEL - IN-STATE TRAVEL-CONF	5210015	5		\$361.00		\$1,805.00
						\$31,805

DESCRIPTION - OPERATING SERVICES	GL	QUANTITY REQUESTED	MONTHLY COST	UNIT COST		TOTAL COST
OPERATING SERVICES (INTERNET, VEHICLE TRACKING, ETC.)	5310400	15		\$4,000.00		\$60,000.00
						\$60,000

DESCRIPTION - SUPPLIES	GL	QUANTITY REQUESTED	MONTHLY COST	UNIT COST		TOTAL COST
OFFICE SUPPLIES (PRINTERS)	5410001	15		\$275.00		\$4,125.00
OFFICE SUPPLIES (PRINTER INK)	5410001	15	\$30.00	\$300.00		\$9,900.00
OFFICE SUPPLIES (GENERAL)	5410001	5		\$350.00		\$1,750.00
OPERATING SUPPLIES (FUEL, MAINTENANC	5410036	15		\$5,000.00		\$75,000.00
						\$90,775

AGENCY NAME DEPARTMENT OF REVENUE FORM 38325
 AGENCY NUMBER 12-440 REQUEST TYPE CB-7 WORKLOAD ADJUSTMENT
 PROGRAM ALCOHOL AND TOBACCO CONTROL PROGRAM FORM DESCRIPTION 440 - ATC CB 7 ENFORCEMENT
 FISCAL YEAR 2025-2026 AGENTS ALCOHOL CONTROL

DESCRIPTION - ACQUISITIONS	GL	QUANTITY REQUESTED	MONTHLY COST	UNIT COST		TOTAL COST
VEHICLES	5710250	15		\$45,500.00		\$682,500.00
VEHICLES ENHANCEMENT	5710250	15		\$15,000.00		\$225,000.00
BULLETPROOF VESTS	5710229	15		\$1,500.00		\$22,500.00
TACTICAL JACKETS	5710229	15		\$325.00		\$4,875.00
UNIFORMS	5710229	200		\$750.00		\$150,000.00
SCANNERS	5710229	15		\$550.00		\$8,250.00
MULTIFUNCTION UNITS	5710229	5		\$700.00		\$3,500.00
BADGES WITH CASES	5710229	15		\$250.00		\$3,750.00
SURVELLIANCE EQUIPMENT	5710229	15		\$2,500.00		\$37,500.00
AMMUNITION	5710229	5000		\$35.00		\$175,000.00
RADIOS	5710229	15		\$1,800.00		\$27,000.00
OFFICE EQUIPMENT	5710229	15		\$2,395.00		\$35,925.00
BODY CAMERAS	5710229	15		\$2,000.00		\$30,000.00

Total Cost Acquisition: \$1,405,800

DESCRIPTION - INTERAGENCY AGREEMENT	GL			MONTHLY UNIT COST	QUANTITY REQUESTED	TOTAL MONTHLY COST	TOTAL ANNUAL COST
Telephone	5950014			\$40.00	20	\$800.00	\$9,600.00
GPS SERVICE	5950033			\$30.00	15	\$450.00	\$5,400.00
Rugged Laptop	5950058			\$50.00	15	\$750.00	\$9,000.00
Rugged Tablet	5950058			\$68.00	15	\$1,020.00	\$12,240.00
Enhanced Laptop Computer	5950058			\$35.00	5	\$175.00	\$2,100.00
Enhanced Desktop Computer	5950058			\$35.00	5	\$175.00	\$2,100.00
Enhanced Monitor	5950058			\$10.00	5	\$50.00	\$600.00
Enhanced Docking Station	5950058			\$6.50	20	\$130.00	\$1,560.00
Enterprise Device Support	5950058			\$62.00	15	\$930.00	\$11,160.00
Network Printer Support	5950058			\$30.00	20	\$600.00	\$7,200.00
SWE Mailbox / 4GB	5950058			\$4.00	20	\$80.00	\$960.00
OTHER OTS CHARGES	5950058			\$130.00	20	\$2,600.00	\$31,200.00

Total Cost IAT: \$93,120

Total Requested Cost: \$3,681,919

Form 37819 — 440 - TC CB-8 SG ACQUISITIONS

4401 - Tax Collection

MEANS OF FINANCING

	Amount
STATE GENERAL FUND (Direct)	—
STATE GENERAL FUND BY:	—
INTERAGENCY TRANSFERS	—
FEES & SELF-GENERATED	27,100
STATUTORY DEDICATIONS	—
FEDERAL FUNDS	—
TOTAL MEANS OF FINANCING	\$27,100

EXPENDITURES

	Amount
Salaries	—
Other Compensation	—
Related Benefits	—
TOTAL PERSONAL SERVICES	—
Travel	—
Operating Services	—
Supplies	—
TOTAL OPERATING EXPENSES	—
PROFESSIONAL SERVICES	—
Other Charges	—
Debt Service	—
Interagency Transfers	—
TOTAL OTHER CHARGES	—
Acquisitions	27,100
Major Repairs	—
TOTAL ACQ. & MAJOR REPAIRS	\$27,100
TOTAL EXPENDITURES	\$27,100

AUTHORIZED POSITIONS

	FTE
Classified	—
Unclassified	—
TOTAL AUTHORIZED T.O. POSITIONS	—
TOTAL AUTHORIZED OTHER CHARGES POSITIONS	—
TOTAL NON-T.O. FTE POSITIONS	—

Fees and Self-Generated

	Amount
Fees & Self-generated	27,100
Total:	\$27,100

Statutory Dedications

	Amount
Total:	—

Question	Narrative Response
Explain the need for this request.	Headsets: Business Tax Enforcement, Customer Services, and Collections Divisions needs headsets to answer calls when using Touchpoint or non-Touchpoint calls received by the Department. In the Office of Debt Recovery, each person needs two (2) headsets to operate the ACD phone system from work and from their remote work location.
Cite performance indicators for the adjustment.	The program goals of LDR include utilizing technology to improve services, increase efficiencies, minimize the amount of time and degree of difficulty involved in providing services while maximizing the quality of assistance.
What would the impact be if this is not funded?	LDR's vision is to be a results-based, innovative and focused organization that is capable of rapidly responding to the needs of its citizens and stakeholders. This request is essential to continue to support the Agency's vision. Headsets are required to make and receive calls with the phone system. They also assist in improving the level of services provided to the citizens, businesses and stakeholders through improved operations and customer service. Without headsets, ODR's performance would be negatively impacted resulting in potential loss of collections and deficiencies in customer service.
Is revenue a fixed amount or can it be adjusted?	The cost of headsets are a variable amounts and can be adjusted.
Is the expenditure of these revenues restricted?	The expenditure is restricted to this line item.
Additional information or comments.	N/A

Continuation Budget Adjustments - by Program

AGENCY NAME DEPARTMENT OF REVENUE
 AGENCY NUMBER 12-440
 PROGRAM TAX COLLECTION
 FISCAL YEAR 2025-2026

FORM 37819
 REQUEST TYPE CB-8 OTHER
 FORM DESCRIPTION 440 - TC CB-8 SG ACQUISITIONS

DETAIL OF ACQUISITIONS REQUESTED

CB\BR-20A

GL Account	QUANTITY	NEW OR /REPLACEMENT EQUIPMENT DESCRIPTION BY PROGRAM	Unit Cost	Total by Item	NEW OR /REPLACEMENT EQUIPMENT DESCRIPTION BY PROGRAM	DIVISION
5710236	100	Headsets	\$60	\$6,000	REPLACEMENT	BUSINESS TAX ENFORCEMENT
5710236	25	Batteries	\$45	\$1,125	REPLACEMENT	COLLECTIONS DIVISION
5710236	10	Headsets	\$45	\$450	REPLACEMENT	COLLECTIONS DIVISION
5710236	10	Phone-Black Wire USB Type A	\$410	\$4,100	REPLACEMENT	COLLECTIONS DIVISION
5710236	5	Training Headsets	\$35	\$175	REPLACEMENT	COLLECTIONS DIVISION
5710236	50	Headsets	\$175	\$8,750	REPLACEMENT	CUSTOMER SERVICE DIVISION
5710236	20	Headsets	\$325	\$6,500	REPLACEMENT	OFFICE OF DEBT RECOVERY
Total				\$27,100		

Form 37832 — 440 - TC CB-8 SG OFFICE EXPANSION - CID

4401 - Tax Collection

MEANS OF FINANCING

	Amount
STATE GENERAL FUND (Direct)	—
STATE GENERAL FUND BY:	—
INTERAGENCY TRANSFERS	—
FEES & SELF-GENERATED	45,000
STATUTORY DEDICATIONS	—
FEDERAL FUNDS	—
TOTAL MEANS OF FINANCING	\$45,000

EXPENDITURES

	Amount
Salaries	—
Other Compensation	—
Related Benefits	—
TOTAL PERSONAL SERVICES	—
Travel	—
Operating Services	—
Supplies	—
TOTAL OPERATING EXPENSES	—
PROFESSIONAL SERVICES	—
Other Charges	—
Debt Service	—
Interagency Transfers	35,000
TOTAL OTHER CHARGES	\$35,000
Acquisitions	10,000
Major Repairs	—
TOTAL ACQ. & MAJOR REPAIRS	\$10,000
TOTAL EXPENDITURES	\$45,000

AUTHORIZED POSITIONS

	FTE
Classified	—
Unclassified	—
TOTAL AUTHORIZED T.O. POSITIONS	—
TOTAL AUTHORIZED OTHER CHARGES POSITIONS	—
TOTAL NON-T.O. FTE POSITIONS	—

Fees and Self-Generated

	Amount
Fees & Self-generated	45,000
Total:	\$45,000

Statutory Dedications

	Amount
Total:	—

Question	Narrative Response
Explain the need for this request.	The Louisiana Department of Revenue’s Criminal Investigations Division (CID) is requesting to expand the division to add additional cubicles for the staff that is employed in CID. When the Louisiana Department of Revenue moved into the LaSalle Building in 2001, CID was placed on the 2nd floor in suite/room #217. This office space was designed for up to seven (7) employees. At that time, CID employed five (5) employees and has now grown to ten (10) employees with 2 vacancies for a Revenue Tax Specialist and a Criminal Investigator to cover the New Orleans region of the state. CID will use the adjacent storage room #224 and #228 to expand the division.
Cite performance indicators for the adjustment.	The Criminal Investigations Division’s (CID) primary function is to review alleged violations of the state’s tax laws, to investigate those violations, and to recommend criminal prosecution as warranted. Another important function of CID is to detect and prevent fraudulent activity as it relates to the submission of fraudulent state tax returns. CID removes fraudulent returns from the system in an effort to stop the issuance of refunds from those returns. During FY 2024, CID successfully intercepted over \$71 million in fraudulent refunds, ultimately protecting the state’s revenues. Without adequate space for staff, CID would not be able to continue to reach their operational goals. The proposed expansion of CID would allow for additional space for the current staff and office space for future staff that we intend to hire.
What would the impact be if this is not funded?	If this request is not funded, staff will have to be placed in other areas of the agency. CID is housed on the 2nd floor in a locked down area with restricted access due to the confidentiality of the cases that are investigated and could ultimately impact the collaborative efforts of the team as well as the operational efficiency of the division.
Is revenue a fixed amount or can it be adjusted?	The cost associated with expanding the division will be approximately \$45,000. This amount is not fixed and can be adjusted upon the recommended level of expenditures.
Is the expenditure of these revenues restricted?	The expenditure of these revenues is restricted to certain line items and/or activities/programs.
Additional information or comments.	N/A

Continuation Budget Adjustments - by Program

AGENCY NAME DEPARTMENT OF REVENUE
 AGENCY NUMBER 12-440
 PROGRAM TAX COLLECTION
 FISCAL YEAR 2025-2026

FORM 37832
 REQUEST TYPE CB-8 OTHER
 FORM DESCRIPTION 440 - TC CB-8 SG OFFICE EXPANSION CID

GL Account	QUANTITY	DESCRIPTION	Unit Cost	Total by Item	Total Cost	NEW OR /REPLACEMENT EQUIPMENT DESCRIPTION BY PROGRAM
5710224	1	Office Furniture	\$ 10,000	\$ 10,000.00	\$ 10,000.00	NEW - Acquisitions
5950023	1	Construction	\$ 35,000	\$ 35,000.00	\$ 35,000.00	IAT - Construction (OSB)
Total			\$ 45,000	\$ 45,000.00	\$ 45,000.00	

Form 38317 — 440 - ATC CB-8 SG and SD EQUIPMENT REPLACEMENT

4403 - Alcohol and Tobacco Control

MEANS OF FINANCING

	Amount
STATE GENERAL FUND (Direct)	—
STATE GENERAL FUND BY:	—
INTERAGENCY TRANSFERS	—
FEES & SELF-GENERATED	798,412
STATUTORY DEDICATIONS	40,275
FEDERAL FUNDS	—
TOTAL MEANS OF FINANCING	\$838,687

EXPENDITURES

	Amount
Salaries	—
Other Compensation	—
Related Benefits	—
TOTAL PERSONAL SERVICES	—
Travel	—
Operating Services	—
Supplies	—
TOTAL OPERATING EXPENSES	—
PROFESSIONAL SERVICES	—
Other Charges	—
Debt Service	—
Interagency Transfers	—
TOTAL OTHER CHARGES	—
Acquisitions	838,687
Major Repairs	—
TOTAL ACQ. & MAJOR REPAIRS	\$838,687
TOTAL EXPENDITURES	\$838,687

AUTHORIZED POSITIONS

	FTE
Classified	—
Unclassified	—
TOTAL AUTHORIZED T.O. POSITIONS	—
TOTAL AUTHORIZED OTHER CHARGES POSITIONS	—
TOTAL NON-T.O. FTE POSITIONS	—

Fees and Self-Generated

	Amount
Fees & Self-generated	798,412
Total:	\$798,412

Statutory Dedications

	Amount
Tobacco Regulation Enforcement Fund	40,275
Total:	\$40,275

Question	Narrative Response
Explain the need for this request.	<p>ATC agents are fully commissioned peace officers with duties to enforce all laws of the state. ATC agents have full power of arrest and carry firearms on a daily basis. Agents are issued ammunition (\$16,000) which is used for the testing and re-certification of each agent. Agents are issued agency required uniforms that necessitate replacement in order to maintain a professional appearance to represent the agency in a positive manner. All agents are issued bulletproof vests that have a life expectancy of 5 years (\$20,000). Replacement vests are needed in order to protect their lives in the line of duty and to maintain a professional law enforcement image. These uniforms and vests (\$15,000) need to be maintained and replaced as needed due to everyday wear, tear, and damage incurred during regular duties. Tactical Jackets (\$6,500) are worn by agents in inclement weather, which causes increased wear and tear. Badges with clips (\$5,000) are worn daily and need to be replaced in order to maintain a professional law enforcement image. Surveillance Equipment(\$13,500) will increase the effectiveness of ATC undercover operations and assist the Human Trafficking Task Force in their undercover details. Scanners (\$10,000), multifunction units (\$3,500), and other Enforcement office equipment (\$11,187) is needed to maintain functioning mobile offices in the agents' fleet units as well as the creation of efficiencies and increase of effectiveness of the ATC Enforcement Division. This equipment quickly reads documents and reports, uploading data to information systems, increasing efficiency and customer service. This listing for vehicles indicates Enforcement vehicles used by ATC field investigators. These agents are fully commissioned peace officers with duties to enforce all the laws of the State, not just alcohol and tobacco laws. Each agent is assigned up to 7 parishes. The vehicles must be reliable for the protection of the employee and to allow the agent to drive to alcohol and tobacco outlets all over the state. The locations range from back roads in rural parishes, to crowded city streets. Average mileage varies depending on the area covered and assigned duties. Agents are estimated to drive approximately 30,000 miles a year. Twelve vehicles (\$558,000) are requested to be replaced. These vehicles are estimated to be from 8 to 10 years old or have in excess of 200,000 miles on them by the end of Fiscal Year 2024 - 2025. These vehicles will also require enhancements (\$180,000) including lights, sirens, scanners, radios, and barricades. REPLACEMENT EQUIPMENT: \$838,687</p>
Cite performance indicators for the adjustment.	<p>This equipment replacement request supports all of the Office of Alcohol and Tobacco Control's functions to enforce alcohol and tobacco laws of the state. All goals, objectives, and performance indicators listed in the Operational Plan apply.</p>
What would the impact be if this is not funded?	<p>The Agency will not be able to function effectively or efficiently without adequate funding in acquisitions. Additionally, this funding is used to purchase equipment for law enforcement officers to be utilized in the performance of their duties. Lack of proper equipment in proper working order will pose not only a threat to public safety but also to the officer.</p>
Is revenue a fixed amount or can it be adjusted?	<p>The total amount requested for Fiscal Year 2025- 2026 is \$838,687. See attached report of requested amount for detail. Reduction of components results in a less effective solution and is not recommended.</p>
Is the expenditure of these revenues restricted?	<p>The expenditures are restricted to the Acquisition category.</p>
Additional information or comments.	<p>N/A</p>

AGENCY NAME DEPARTMENT OF REVENUE
 AGENCY NUMBER 12-440
 PROGRAM ALCOHOL AND TOBACCO CONTROL PROGRAM
 FISCAL YEAR 2025-2026

FORM 38317
 REQUEST TYPE CB-8 OTHER ADJUSTMENT
 FORM DESCRIPTION 440 - ATC CB 8 EQUIPMENT REPLACEMENT REQUEST

GL ACCOUNT	QUANTITY	DESCRIPTION	UNIT COST	TOTAL BY ITEM	TOTAL BY GL	Statutory Dedication	Self-generated
5710250	12	Vehicles	\$46,500	558,000	\$558,000	-	\$558,000
5710250	12	Vehicle Enhancements	15,000	180,000	180,000	\$0	\$180,000
					738,000	-	738,000
5710229	20	Bulletproof Vests	1,000	20,000	20,000	\$8,000	\$12,000
5710229	40	Ammunition	400	16,000	16,000	\$6,400	\$9,600
5710224		Office Equipment		11,187	11,187	\$4,475	\$6,712
5710229		Surveillance Equipment		13,500	13,500	\$5,400	\$8,100
5710229	20	Badges with Cases	250	5,000	5,000	\$2,000	\$3,000
5710229	5	Multifunction Units	700	3,500	3,500	\$1,400	\$2,100
5710229	10	Scanners	1,000	10,000	10,000	\$4,000	\$6,000
5710229	20	Uniforms	750	15,000	15,000	\$6,000	\$9,000
5710229	20	Tactical Jackets	325	6,500	6,500	\$2,600	\$3,900
					100,687	40,275	60,412
					838,687	40,275	798,412

Form 38358 — 440 - ATC CB-8 SD LINE ITEM ADJUSTMENT

4403 - Alcohol and Tobacco Control

MEANS OF FINANCING

	Amount
STATE GENERAL FUND (Direct)	—
STATE GENERAL FUND BY:	—
INTERAGENCY TRANSFERS	—
FEES & SELF-GENERATED	—
STATUTORY DEDICATIONS	(23,461)
FEDERAL FUNDS	—
TOTAL MEANS OF FINANCING	\$(23,461)

EXPENDITURES

	Amount
Salaries	—
Other Compensation	—
Related Benefits	—
TOTAL PERSONAL SERVICES	—
Travel	—
Operating Services	—
Supplies	—
TOTAL OPERATING EXPENSES	—
PROFESSIONAL SERVICES	—
Other Charges	—
Debt Service	—
Interagency Transfers	(23,461)
TOTAL OTHER CHARGES	\$(23,461)
Acquisitions	—
Major Repairs	—
TOTAL ACQ. & MAJOR REPAIRS	—
TOTAL EXPENDITURES	\$(23,461)

AUTHORIZED POSITIONS

	FTE
Classified	—
Unclassified	—
TOTAL AUTHORIZED T.O. POSITIONS	—
TOTAL AUTHORIZED OTHER CHARGES POSITIONS	—
TOTAL NON-T.O. FTE POSITIONS	—

Statutory Dedications

	Amount
Tobacco Regulation Enforcement Fund	(23,461)
Total:	\$(23,461)

Question	Narrative Response
Explain the need for this request.	The Statutory Dedications provided the funds in Act # 752 for the purpose of enacting R.S. 47:841 (F), relative to tobacco products: it establishes the Tobacco Regulation Enforcement Fund as a special fund in the state treasury; to provide for the deposit, investment, and use of monies in the fund; to provide for an effective date; and to provide support for enforcement activities of the Office of Alcohol and Tobacco Control. The source of monies for the fund shall be a portion of the avails of the state tax on cigarettes. ATC has a set amount of \$557,914. This realigns the expenditure category to stay within the revenue amount that will be collected.
Cite performance indicators for the adjustment.	N/A.
What would the impact be if this is not funded?	The amount of revenue collectable will not align with the expenditures.
Is revenue a fixed amount or can it be adjusted?	The Revenue is a fixed amount.
Is the expenditure of these revenues restricted?	No restrictions.
Additional information or comments.	N/A.

Form 37841 — 440 - TC CB-8T SG CASINO WINNING OFFSET PROGRAM - ODR

4401 - Tax Collection

MEANS OF FINANCING

	Amount
STATE GENERAL FUND (Direct)	—
STATE GENERAL FUND BY:	—
INTERAGENCY TRANSFERS	—
FEES & SELF-GENERATED	465,000
STATUTORY DEDICATIONS	—
FEDERAL FUNDS	—
TOTAL MEANS OF FINANCING	\$465,000

EXPENDITURES

	Amount
Salaries	—
Other Compensation	—
Related Benefits	—
TOTAL PERSONAL SERVICES	—
Travel	—
Operating Services	—
Supplies	—
TOTAL OPERATING EXPENSES	—
PROFESSIONAL SERVICES	—
Other Charges	—
Debt Service	—
Interagency Transfers	465,000
TOTAL OTHER CHARGES	\$465,000
Acquisitions	—
Major Repairs	—
TOTAL ACQ. & MAJOR REPAIRS	—
TOTAL EXPENDITURES	\$465,000

AUTHORIZED POSITIONS

	FTE
Classified	—
Unclassified	—
TOTAL AUTHORIZED T.O. POSITIONS	—
TOTAL AUTHORIZED OTHER CHARGES POSITIONS	—
TOTAL NON-T.O. FTE POSITIONS	—

Fees and Self-Generated

	Amount
Fees & Self-generated	465,000
Total:	\$465,000

Statutory Dedications

	Amount
Total:	—

Question	Narrative Response
Explain the need for this IT request.	The Office of Debt Recovery is requesting an increase of \$465,000 to continue the offset of the casino winning project. This project matches Lottery, Casino, and Sports betting winnings against ODR Debtors.
Provide details related to this request.	This project matches Lottery, Casino, and Sports betting winnings against ODR Debtors. This increase will allow continuous collections thereby ensuring debtor's winnings are offset for ODR debt.
Cite performance indicators for the adjustment.	Through the collection activity, by June 30, 2028, increase yearly collection amounts on Office of Debt Recovery initiated efforts to \$4 million per year.
What would the impact be if this is not funded?	There is a substantial loss of collections (Revenue) when debtors receive lottery, casino, or sports betting winnings that would otherwise go to debt owed to the State.
Is revenue a fixed amount or can it be adjusted?	The request is a fixed amount.
Is the expenditure of these revenues restricted?	The expenditure of these revenues are restricted to this line item and program.

Form 37895 — 440 - TC CB-8T SG AUDIT SELECTION SOFTWARE - GRP III

4401 - Tax Collection

MEANS OF FINANCING

	Amount
STATE GENERAL FUND (Direct)	—
STATE GENERAL FUND BY:	—
INTERAGENCY TRANSFERS	—
FEES & SELF-GENERATED	1,000,000
STATUTORY DEDICATIONS	—
FEDERAL FUNDS	—
TOTAL MEANS OF FINANCING	\$1,000,000

EXPENDITURES

	Amount
Salaries	—
Other Compensation	—
Related Benefits	—
TOTAL PERSONAL SERVICES	—
Travel	—
Operating Services	—
Supplies	—
TOTAL OPERATING EXPENSES	—
PROFESSIONAL SERVICES	—
Other Charges	—
Debt Service	—
Interagency Transfers	1,000,000
TOTAL OTHER CHARGES	\$1,000,000
Acquisitions	—
Major Repairs	—
TOTAL ACQ. & MAJOR REPAIRS	—
TOTAL EXPENDITURES	\$1,000,000

AUTHORIZED POSITIONS

	FTE
Classified	—
Unclassified	—
TOTAL AUTHORIZED T.O. POSITIONS	—
TOTAL AUTHORIZED OTHER CHARGES POSITIONS	—
TOTAL NON-T.O. FTE POSITIONS	—

Fees and Self-Generated

	Amount
Fees & Self-generated	1,000,000
Total:	\$1,000,000

Statutory Dedications

	Amount
Total:	—

Question	Narrative Response
Explain the need for this IT request.	This software will allow the agency to introduce a more scientific audit selection process by targeting audit candidates utilizing data and analytics. This software will allow the agency to transition to a singular Audit Selection process using our tax system, audit scoring software with human input. This software will allow the agency to reduce 'no change' audits, expand compliance activities with limited resources, and increase ROI of the audit program.
Provide details related to this request.	This request will allow a vendor to work with LDR to design an audit selection module that scores potential audits based upon internal and external data. This will augment our current process of queries, reports and repeat audits to allow for a more efficient audit selection function.
Cite performance indicators for the adjustment.	26324 Total Field Audit Collections 25998 Reducing the percent of 'no change' tax audits to 15%, increase percentage of individual tax returns audited by 10%
What would the impact be if this is not funded?	LDR will continue to select audits through its current process not utilizing advances in the field of data analytics, clustering algorithms, modeling, machine learning, etc.
Is revenue a fixed amount or can it be adjusted?	The request is a fixed amount.
Is the expenditure of these revenues restricted?	The expenditure of these revenues are restricted to this line item and program.

Technical and Other Adjustments

AGENCY SUMMARY STATEMENT

Total Agency

	Existing Operating Budget as of 10/01/2024	FY2025-2026 Requested Continuation Adjustment	FY2025-2026 Requested in this Adjustment Package	FY2025-2026 Requested Realignment
Means of Financing				
STATE GENERAL FUND (Direct)	—	—	—	—
STATE GENERAL FUND BY:	—	—	—	—
INTERAGENCY TRANSFERS	515,000	—	—	515,000
FEES & SELF-GENERATED	122,829,667	9,079,264	—	131,908,931
STATUTORY DEDICATIONS	557,914	—	—	557,914
FEDERAL FUNDS	—	—	—	—
TOTAL MEANS OF FINANCING	\$123,902,581	\$9,079,264	—	\$132,981,845
Salaries	44,902,361	5,146,493	—	50,048,854
Other Compensation	1,718,388	697,944	—	2,416,332
Related Benefits	28,493,499	3,296,524	—	31,790,023
TOTAL PERSONAL SERVICES	\$75,114,248	\$9,140,961	—	\$84,255,209
Travel	1,027,318	54,838	—	1,082,156
Operating Services	6,514,118	205,893	—	6,720,011
Supplies	467,211	101,236	—	568,447
TOTAL OPERATING EXPENSES	\$8,008,647	\$361,967	—	\$8,370,614
PROFESSIONAL SERVICES	\$4,969,149	\$(328,069)	—	\$4,641,080
Other Charges	1,281,183	320,747	—	1,601,930
Debt Service	—	—	—	—
Interagency Transfers	34,011,388	(2,179,963)	—	31,831,425
TOTAL OTHER CHARGES	\$35,292,571	\$(1,859,216)	—	\$33,433,355
Acquisitions	517,966	1,763,621	—	2,281,587
Major Repairs	—	—	—	—
TOTAL ACQ. & MAJOR REPAIRS	\$517,966	\$1,763,621	—	\$2,281,587
TOTAL EXPENDITURES	\$123,902,581	\$9,079,264	—	\$132,981,845
Classified	713	20	—	733
Unclassified	11	—	—	11
TOTAL AUTHORIZED T.O. POSITIONS	724	20	—	744
TOTAL AUTHORIZED OTHER CHARGES POSITIONS	15	—	—	15
TOTAL NON-T.O. FTE POSITIONS	6	—	—	6

PROGRAM BREAKOUT

Means of Financing	Requested in this Adjustment Package	4401 Tax Collection	4403 Alcohol and Tobacco Control	4404 Office of Charitable Gaming
STATE GENERAL FUND (Direct)	—	—	—	—
STATE GENERAL FUND BY:	—	—	—	—
INTERAGENCY TRANSFERS	—	—	—	—
FEES & SELF-GENERATED	—	—	—	—
STATUTORY DEDICATIONS	—	—	—	—
FEDERAL FUNDS	—	—	—	—
TOTAL MEANS OF FINANCING	—	—	—	—
Salaries	—	—	—	—
Other Compensation	—	—	—	—
Related Benefits	—	—	—	—
TOTAL SALARIES	—	—	—	—
Travel	—	—	—	—
Operating Services	—	—	—	—
Supplies	—	—	—	—
TOTAL OPERATING EXPENSES	—	—	—	—
PROFESSIONAL SERVICES	—	—	—	—
Other Charges	—	—	—	—
Debt Service	—	—	—	—
Interagency Transfers	—	—	—	—
TOTAL OTHER CHARGES	—	—	—	—
Acquisitions	—	—	—	—
Major Repairs	—	—	—	—
TOTAL ACQ. & MAJOR REPAIRS	—	—	—	—
TOTAL EXPENDITURES & REQUEST	—	—	—	—
Classified	—	—	—	—
Unclassified	—	—	—	—
TOTAL AUTHORIZED T.O. POSITIONS	—	—	—	—
TOTAL AUTHORIZED OTHER CHARGES POSITIONS	—	—	—	—
TOTAL NON-T.O. FTE POSITIONS	—	—	—	—

PROGRAM SUMMARY STATEMENT

4401 - Tax Collection

Means of Financing	Existing Operating Budget as of 10/01/2024	FY2025-2026 Requested Continuation Adjustment	FY2025-2026 Requested in this Adjustment Package	FY2025-2026 Requested Realignment
STATE GENERAL FUND (Direct)	—	—	—	—
STATE GENERAL FUND BY:	—	—	—	—
INTERAGENCY TRANSFERS	—	—	—	—
FEEs & SELF-GENERATED	111,721,899	4,174,294	—	115,896,193
STATUTORY DEDICATIONS	—	—	—	—
FEDERAL FUNDS	—	—	—	—
TOTAL MEANS OF FINANCING	\$111,721,899	\$4,174,294	—	\$115,896,193
Salaries	39,355,887	3,439,366	—	42,795,253
Other Compensation	1,363,691	807,751	—	2,171,442
Related Benefits	25,581,892	2,338,015	—	27,919,907
TOTAL PERSONAL SERVICES	\$66,301,470	\$6,585,132	—	\$72,886,602
Travel	905,073	20,295	—	925,368
Operating Services	6,181,314	138,436	—	6,319,750
Supplies	289,089	6,471	—	295,560
TOTAL OPERATING EXPENSES	\$7,375,476	\$165,202	—	\$7,540,678
PROFESSIONAL SERVICES	\$4,525,730	\$(338,002)	—	\$4,187,728
Other Charges	718,043	320,747	—	1,038,790
Debt Service	—	—	—	—
Interagency Transfers	32,375,495	(2,170,200)	—	30,205,295
TOTAL OTHER CHARGES	\$33,093,538	\$(1,849,453)	—	\$31,244,085
Acquisitions	425,685	(388,585)	—	37,100
Major Repairs	—	—	—	—
TOTAL ACQ. & MAJOR REPAIRS	\$425,685	\$(388,585)	—	\$37,100
TOTAL EXPENDITURES	\$111,721,899	\$4,174,294	—	\$115,896,193
Classified	626	—	—	626
Unclassified	10	—	—	10
TOTAL AUTHORIZED T.O. POSITIONS	636	—	—	636
TOTAL AUTHORIZED OTHER CHARGES POSITIONS	15	—	—	15
TOTAL NON-T.O. FTE POSITIONS	5	—	—	5

4403 - Alcohol and Tobacco Control

Means of Financing	Existing Operating Budget as of 10/01/2024	FY2025-2026 Requested Continuation Adjustment	FY2025-2026 Requested in this Adjustment Package	FY2025-2026 Requested Realignment
STATE GENERAL FUND (Direct)	—	—	—	—
STATE GENERAL FUND BY:	—	—	—	—
INTERAGENCY TRANSFERS	515,000	—	—	515,000
FEES & SELF-GENERATED	8,360,928	4,925,900	—	13,286,828
STATUTORY DEDICATIONS	557,914	—	—	557,914
FEDERAL FUNDS	—	—	—	—
TOTAL MEANS OF FINANCING	\$9,433,842	\$4,925,900	—	\$14,359,742
Salaries	4,313,084	1,700,417	—	6,013,501
Other Compensation	327,519	(109,807)	—	217,712
Related Benefits	2,262,050	948,726	—	3,210,776
TOTAL PERSONAL SERVICES	\$6,902,653	\$2,539,336	—	\$9,441,989
Travel	107,245	34,207	—	141,452
Operating Services	267,086	65,984	—	333,070
Supplies	169,428	94,571	—	263,999
TOTAL OPERATING EXPENSES	\$543,759	\$194,762	—	\$738,521
PROFESSIONAL SERVICES	\$443,419	\$9,933	—	\$453,352
Other Charges	563,140	—	—	563,140
Debt Service	—	—	—	—
Interagency Transfers	928,016	(9,763)	—	918,253
TOTAL OTHER CHARGES	\$1,491,156	\$(9,763)	—	\$1,481,393
Acquisitions	52,855	2,191,632	—	2,244,487
Major Repairs	—	—	—	—
TOTAL ACQ. & MAJOR REPAIRS	\$52,855	\$2,191,632	—	\$2,244,487
TOTAL EXPENDITURES	\$9,433,842	\$4,925,900	—	\$14,359,742
Classified	67	20	—	87
Unclassified	1	—	—	1
TOTAL AUTHORIZED T.O. POSITIONS	68	20	—	88
TOTAL AUTHORIZED OTHER CHARGES POSITIONS	—	—	—	—
TOTAL NON-T.O. FTE POSITIONS	1	—	—	1

4404 - Office of Charitable Gaming

Means of Financing	Existing Operating Budget as of 10/01/2024	FY2025-2026 Requested Continuation Adjustment	FY2025-2026 Requested in this Adjustment Package	FY2025-2026 Requested Realignment
STATE GENERAL FUND (Direct)	—	—	—	—
STATE GENERAL FUND BY:	—	—	—	—
INTERAGENCY TRANSFERS	—	—	—	—
FEE & SELF-GENERATED	2,746,840	(20,930)	—	2,725,910
STATUTORY DEDICATIONS	—	—	—	—
FEDERAL FUNDS	—	—	—	—
TOTAL MEANS OF FINANCING	\$2,746,840	\$(20,930)	—	\$2,725,910
Salaries	1,233,390	6,710	—	1,240,100
Other Compensation	27,178	—	—	27,178
Related Benefits	649,557	9,783	—	659,340
TOTAL PERSONAL SERVICES	\$1,910,125	\$16,493	—	\$1,926,618
Travel	15,000	336	—	15,336
Operating Services	65,718	1,473	—	67,191
Supplies	8,694	194	—	8,888
TOTAL OPERATING EXPENSES	\$89,412	\$2,003	—	\$91,415
PROFESSIONAL SERVICES	—	—	—	—
Other Charges	—	—	—	—
Debt Service	—	—	—	—
Interagency Transfers	707,877	—	—	707,877
TOTAL OTHER CHARGES	\$707,877	—	—	\$707,877
Acquisitions	39,426	(39,426)	—	—
Major Repairs	—	—	—	—
TOTAL ACQ. & MAJOR REPAIRS	\$39,426	\$(39,426)	—	—
TOTAL EXPENDITURES	\$2,746,840	\$(20,930)	—	\$2,725,910
Classified	20	—	—	20
Unclassified	—	—	—	—
TOTAL AUTHORIZED T.O. POSITIONS	20	—	—	20
TOTAL AUTHORIZED OTHER CHARGES POSITIONS	—	—	—	—
TOTAL NON-T.O. FTE POSITIONS	—	—	—	—

New or Expanded Requests

AGENCY SUMMARY STATEMENT

Total Agency

Means of Financing and Expenditures	Existing Operating Budget as of 10/01/2024	FY2025-2026 Requested Continuation Adjustment	FY2025-2026 Requested in Technical/Other Package	FY2025-2026 Requested New/Expanded	FY2025-2026 Requested Realignment
STATE GENERAL FUND (Direct)	—	—	—	—	—
STATE GENERAL FUND BY:	—	—	—	—	—
INTERAGENCY TRANSFERS	515,000	—	—	—	515,000
FEES & SELF-GENERATED	122,829,667	9,079,264	—	—	131,908,931
STATUTORY DEDICATIONS	557,914	—	—	—	557,914
FEDERAL FUNDS	—	—	—	—	—
TOTAL MEANS OF FINANCING	\$123,902,581	\$9,079,264	—	—	\$132,981,845
Salaries	44,902,361	5,146,493	—	—	50,048,854
Other Compensation	1,718,388	697,944	—	—	2,416,332
Related Benefits	28,493,499	3,296,524	—	—	31,790,023
TOTAL PERSONAL SERVICES	\$75,114,248	\$9,140,961	—	—	\$84,255,209
Travel	1,027,318	54,838	—	—	1,082,156
Operating Services	6,514,118	205,893	—	—	6,720,011
Supplies	467,211	101,236	—	—	568,447
TOTAL OPERATING EXPENSES	\$8,008,647	\$361,967	—	—	\$8,370,614
PROFESSIONAL SERVICES	\$4,969,149	\$(328,069)	—	—	\$4,641,080
Other Charges	1,281,183	320,747	—	—	1,601,930
Debt Service	—	—	—	—	—
Interagency Transfers	34,011,388	(2,179,963)	—	—	31,831,425
TOTAL OTHER CHARGES	\$35,292,571	\$(1,859,216)	—	—	\$33,433,355
Acquisitions	517,966	1,763,621	—	—	2,281,587
Major Repairs	—	—	—	—	—
TOTAL ACQ. & MAJOR REPAIRS	\$517,966	\$1,763,621	—	—	\$2,281,587
TOTAL EXPENDITURES	\$123,902,581	\$9,079,264	—	—	\$132,981,845
Classified	713	20	—	—	733
Unclassified	11	—	—	—	11
TOTAL AUTHORIZED T.O. POSITIONS	724	20	—	—	744
TOTAL AUTHORIZED OTHER CHARGES POSITIONS	15	—	—	—	15
TOTAL NON-T.O. FTE POSITIONS	6	—	—	—	6

Fees and Self-Generated

Description	Existing Operating Budget as of 10/01/2024	FY2025-2026 Requested Continuation Adjustment	FY2025-2026 Requested in Technical/Other Package	FY2025-2026 Requested New/Expanded	FY2025-2026 Requested Realignment
Fees & Self-generated	122,729,667	9,079,264	—	—	131,808,931
LA Entertainment Development Dedicated Fund Account	100,000	—	—	—	100,000
Total:	\$122,829,667	\$9,079,264	—	—	\$131,908,931

Statutory Dedications

Description	Existing Operating Budget as of 10/01/2024	FY2025-2026 Requested Continuation Adjustment	FY2025-2026 Requested in Technical/Other Package	FY2025-2026 Requested New/Expanded	FY2025-2026 Requested Realignment
Tobacco Regulation Enforcement Fund	557,914	—	—	—	557,914
Total:	\$557,914	—	—	—	\$557,914

PROGRAM SUMMARY STATEMENT

4401 - Tax Collection

Means of Financing and Expenditures	Existing Operating Budget as of 10/01/2024	FY2025-2026 Requested Continuation Adjustment	FY2025-2026 Requested in Technical/Other Package	FY2025-2026 Requested New/Expanded	FY2025-2026 Requested Realignment
STATE GENERAL FUND (Direct)	—	—	—	—	—
STATE GENERAL FUND BY:	—	—	—	—	—
INTERAGENCY TRANSFERS	—	—	—	—	—
FEES & SELF-GENERATED	111,721,899	4,174,294	—	—	115,896,193
STATUTORY DEDICATIONS	—	—	—	—	—
FEDERAL FUNDS	—	—	—	—	—
TOTAL MEANS OF FINANCING	\$111,721,899	\$4,174,294	—	—	\$115,896,193
Salaries	39,355,887	3,439,366	—	—	42,795,253
Other Compensation	1,363,691	807,751	—	—	2,171,442
Related Benefits	25,581,892	2,338,015	—	—	27,919,907
TOTAL PERSONAL SERVICES	\$66,301,470	\$6,585,132	—	—	\$72,886,602
Travel	905,073	20,295	—	—	925,368
Operating Services	6,181,314	138,436	—	—	6,319,750
Supplies	289,089	6,471	—	—	295,560
TOTAL OPERATING EXPENSES	\$7,375,476	\$165,202	—	—	\$7,540,678
PROFESSIONAL SERVICES	\$4,525,730	\$(338,002)	—	—	\$4,187,728
Other Charges	718,043	320,747	—	—	1,038,790
Debt Service	—	—	—	—	—
Interagency Transfers	32,375,495	(2,170,200)	—	—	30,205,295
TOTAL OTHER CHARGES	\$33,093,538	\$(1,849,453)	—	—	\$31,244,085
Acquisitions	425,685	(388,585)	—	—	37,100
Major Repairs	—	—	—	—	—
TOTAL ACQ. & MAJOR REPAIRS	\$425,685	\$(388,585)	—	—	\$37,100
TOTAL EXPENDITURES	\$111,721,899	\$4,174,294	—	—	\$115,896,193
Classified	626	—	—	—	626
Unclassified	10	—	—	—	10
TOTAL AUTHORIZED T.O. POSITIONS	636	—	—	—	636
TOTAL AUTHORIZED OTHER CHARGES POSITIONS	15	—	—	—	15
TOTAL NON-T.O. FTE POSITIONS	5	—	—	—	5

Fees and Self-Generated

Description	Existing Operating Budget as of 10/01/2024	FY2025-2026 Requested Continuation Adjustment	FY2025-2026 Requested in Technical/Other Package	FY2025-2026 Requested New/Expanded	FY2025-2026 Requested Realignment
Fees & Self-generated	111,621,899	4,174,294	—	—	115,796,193
LA Entertainment Development Dedicated Fund Account	100,000	—	—	—	100,000
Total:	\$111,721,899	\$4,174,294	—	—	\$115,896,193

Statutory Dedications

Description	Existing Operating Budget as of 10/01/2024	FY2025-2026 Requested Continuation Adjustment	FY2025-2026 Requested in Technical/Other Package	FY2025-2026 Requested New/Expanded	FY2025-2026 Requested Realignment
Total:	—	—	—	—	—

4403 - Alcohol and Tobacco Control

Means of Financing and Expenditures	Existing Operating Budget as of 10/01/2024	FY2025-2026 Requested Continuation Adjustment	FY2025-2026 Requested in Technical/Other Package	FY2025-2026 Requested New/Expanded	FY2025-2026 Requested Realignment
STATE GENERAL FUND (Direct)	—	—	—	—	—
STATE GENERAL FUND BY:	—	—	—	—	—
INTERAGENCY TRANSFERS	515,000	—	—	—	515,000
FEES & SELF-GENERATED	8,360,928	4,925,900	—	—	13,286,828
STATUTORY DEDICATIONS	557,914	—	—	—	557,914
FEDERAL FUNDS	—	—	—	—	—
TOTAL MEANS OF FINANCING	\$9,433,842	\$4,925,900	—	—	\$14,359,742
Salaries	4,313,084	1,700,417	—	—	6,013,501
Other Compensation	327,519	(109,807)	—	—	217,712
Related Benefits	2,262,050	948,726	—	—	3,210,776
TOTAL PERSONAL SERVICES	\$6,902,653	\$2,539,336	—	—	\$9,441,989
Travel	107,245	34,207	—	—	141,452
Operating Services	267,086	65,984	—	—	333,070
Supplies	169,428	94,571	—	—	263,999
TOTAL OPERATING EXPENSES	\$543,759	\$194,762	—	—	\$738,521
PROFESSIONAL SERVICES	\$443,419	\$9,933	—	—	\$453,352
Other Charges	563,140	—	—	—	563,140
Debt Service	—	—	—	—	—
Interagency Transfers	928,016	(9,763)	—	—	918,253
TOTAL OTHER CHARGES	\$1,491,156	\$(9,763)	—	—	\$1,481,393
Acquisitions	52,855	2,191,632	—	—	2,244,487
Major Repairs	—	—	—	—	—
TOTAL ACQ. & MAJOR REPAIRS	\$52,855	\$2,191,632	—	—	\$2,244,487
TOTAL EXPENDITURES	\$9,433,842	\$4,925,900	—	—	\$14,359,742
Classified	67	20	—	—	87
Unclassified	1	—	—	—	1
TOTAL AUTHORIZED T.O. POSITIONS	68	20	—	—	88
TOTAL AUTHORIZED OTHER CHARGES POSITIONS	—	—	—	—	—
TOTAL NON-T.O. FTE POSITIONS	1	—	—	—	1

Fees and Self-Generated

Description	Existing Operating Budget as of 10/01/2024	FY2025-2026 Requested Continuation Adjustment	FY2025-2026 Requested in Technical/Other Package	FY2025-2026 Requested New/Expanded	FY2025-2026 Requested Realignment
Fees & Self-generated	8,360,928	4,925,900	—	—	13,286,828
Total:	\$8,360,928	\$4,925,900	—	—	\$13,286,828

Statutory Dedications

Description	Existing Operating Budget as of 10/01/2024	FY2025-2026 Requested Continuation Adjustment	FY2025-2026 Requested in Technical/Other Package	FY2025-2026 Requested New/Expanded	FY2025-2026 Requested Realignment
Tobacco Regulation Enforcement Fund	557,914	—	—	—	557,914
Total:	\$557,914	—	—	—	\$557,914

4404 - Office of Charitable Gaming

Means of Financing and Expenditures	Existing Operating Budget as of 10/01/2024	FY2025-2026 Requested Continuation Adjustment	FY2025-2026 Requested in Technical/Other Package	FY2025-2026 Requested New/Expanded	FY2025-2026 Requested Realignment
STATE GENERAL FUND (Direct)	—	—	—	—	—
STATE GENERAL FUND BY:	—	—	—	—	—
INTERAGENCY TRANSFERS	—	—	—	—	—
FEES & SELF-GENERATED	2,746,840	(20,930)	—	—	2,725,910
STATUTORY DEDICATIONS	—	—	—	—	—
FEDERAL FUNDS	—	—	—	—	—
TOTAL MEANS OF FINANCING	\$2,746,840	\$(20,930)	—	—	\$2,725,910
Salaries	1,233,390	6,710	—	—	1,240,100
Other Compensation	27,178	—	—	—	27,178
Related Benefits	649,557	9,783	—	—	659,340
TOTAL PERSONAL SERVICES	\$1,910,125	\$16,493	—	—	\$1,926,618
Travel	15,000	336	—	—	15,336
Operating Services	65,718	1,473	—	—	67,191
Supplies	8,694	194	—	—	8,888
TOTAL OPERATING EXPENSES	\$89,412	\$2,003	—	—	\$91,415
PROFESSIONAL SERVICES	—	—	—	—	—
Other Charges	—	—	—	—	—
Debt Service	—	—	—	—	—
Interagency Transfers	707,877	—	—	—	707,877
TOTAL OTHER CHARGES	\$707,877	—	—	—	\$707,877
Acquisitions	39,426	(39,426)	—	—	—
Major Repairs	—	—	—	—	—
TOTAL ACQ. & MAJOR REPAIRS	\$39,426	\$(39,426)	—	—	—
TOTAL EXPENDITURES	\$2,746,840	\$(20,930)	—	—	\$2,725,910
Classified	20	—	—	—	20
Unclassified	—	—	—	—	—
TOTAL AUTHORIZED T.O. POSITIONS	20	—	—	—	20
TOTAL AUTHORIZED OTHER CHARGES POSITIONS	—	—	—	—	—
TOTAL NON-T.O. FTE POSITIONS	—	—	—	—	—

Fees and Self-Generated

Description	Existing Operating Budget as of 10/01/2024	FY2025-2026 Requested Continuation Adjustment	FY2025-2026 Requested in Technical/Other Package	FY2025-2026 Requested New/Expanded	FY2025-2026 Requested Realignment
Fees & Self-generated	2,746,840	(20,930)	—	—	2,725,910
Total:	\$2,746,840	\$(20,930)	—	—	\$2,725,910

Statutory Dedications

Description	Existing Operating Budget as of 10/01/2024	FY2025-2026 Requested Continuation Adjustment	FY2025-2026 Requested in Technical/Other Package	FY2025-2026 Requested New/Expanded	FY2025-2026 Requested Realignment
Total:	—	—	—	—	—



This page has been intentionally left blank

Total Request Summary

AGENCY SUMMARY STATEMENT

Total Agency

Means of Financing

Description	FY2023-2024 Actuals	Existing Operating Budget as of 10/01/2024	FY2025-2026 Requested Continuation Adjustments	FY2025-2026 Requested in Technical/Other Adjustments	FY2025-2026 Requested New or Expanded Adjustments	FY2025-2026 Total Request	Over/Under EOB
STATE GENERAL FUND (Direct)	—	—	—	—	—	—	—
STATE GENERAL FUND BY:	—	—	—	—	—	—	—
INTERAGENCY TRANSFERS	493,883	515,000	—	—	—	515,000	—
FEES & SELF-GENERATED	109,371,252	122,829,667	9,079,264	—	—	131,908,931	9,079,264
STATUTORY DEDICATIONS	557,914	557,914	—	—	—	557,914	—
FEDERAL FUNDS	—	—	—	—	—	—	—
TOTAL MEANS OF FINANCING	\$110,423,050	\$123,902,581	\$9,079,264	—	—	\$132,981,845	\$9,079,264

Statutory Dedications

Description	FY2023-2024 Actuals	Existing Operating Budget as of 10/01/2024	FY2025-2026 Requested Continuation Adjustments	FY2025-2026 Requested in Technical/Other Adjustments	FY2025-2026 Requested New or Expanded Adjustments	FY2025-2026 Total Request	Over/Under EOB
Tobacco Regulation Enforcement Fund	557,914	557,914	—	—	—	557,914	—
Total:	\$557,914	\$557,914	—	—	—	\$557,914	—

Expenditures and Positions

Description	FY2023-2024 Actuals	Existing Operating Budget as of 10/01/2024	FY2025-2026 Requested Continuation Adjustments	FY2025-2026 Requested in Technical/Other Adjustments	FY2025-2026 Requested New or Expanded Adjustments	FY2025-2026 Total Request	Over/Under EOB
Salaries	41,181,035	44,902,361	5,146,493	—	—	50,048,854	5,146,493
Other Compensation	1,185,035	1,718,388	697,944	—	—	2,416,332	697,944
Related Benefits	26,558,381	28,493,499	3,296,524	—	—	31,790,023	3,296,524
TOTAL PERSONAL SERVICES	\$68,924,451	\$75,114,248	\$9,140,961	—	—	\$84,255,209	\$9,140,961
Travel	405,678	1,027,318	54,838	—	—	1,082,156	54,838
Operating Services	2,422,901	6,514,118	205,893	—	—	6,720,011	205,893
Supplies	363,421	467,211	101,236	—	—	568,447	101,236
TOTAL OPERATING EXPENSES	\$3,192,001	\$8,008,647	\$361,967	—	—	\$8,370,614	\$361,967
PROFESSIONAL SERVICES	\$3,472,456	\$4,969,149	\$(328,069)	—	—	\$4,641,080	\$(328,069)
Other Charges	332,720	1,281,183	320,747	—	—	1,601,930	320,747
Debt Service	—	—	—	—	—	—	—
Interagency Transfers	33,597,305	34,011,388	(2,179,963)	—	—	31,831,425	(2,179,963)
TOTAL OTHER CHARGES	\$33,930,025	\$35,292,571	\$(1,859,216)	—	—	\$33,433,355	\$(1,859,216)
Acquisitions	904,117	517,966	1,763,621	—	—	2,281,587	1,763,621
Major Repairs	—	—	—	—	—	—	—
TOTAL ACQ. & MAJOR REPAIRS	\$904,117	\$517,966	\$1,763,621	—	—	\$2,281,587	\$1,763,621
TOTAL EXPENDITURES	\$110,423,050	\$123,902,581	\$9,079,264	—	—	\$132,981,845	\$9,079,264
Classified	713	713	20	—	—	733	20
Unclassified	11	11	—	—	—	11	—
TOTAL AUTHORIZED T.O. POSITIONS	724	724	20	—	—	744	20
TOTAL AUTHORIZED OTHER CHARGES POSITIONS	15	15	—	—	—	15	—
TOTAL NON-T.O. FTE POSITIONS	6	6	—	—	—	6	—

PROGRAM SUMMARY STATEMENT

4401 - Tax Collection

Means of Financing

Description	FY2023-2024 Actuals	Existing Operating Budget as of 10/01/2024	FY2025-2026 Requested Continuation Adjustments	FY2025-2026 Requested in Technical/Other Adjustments	FY2025-2026 Requested New or Expanded Adjustments	FY2025-2026 Total Request	Over/Under EOB
STATE GENERAL FUND (Direct)	—	—	—	—	—	—	—
STATE GENERAL FUND BY:	—	—	—	—	—	—	—
INTERAGENCY TRANSFERS	—	—	—	—	—	—	—
FEEES & SELF-GENERATED	100,438,847	111,721,899	4,174,294	—	—	115,896,193	4,174,294
STATUTORY DEDICATIONS	—	—	—	—	—	—	—
FEDERAL FUNDS	—	—	—	—	—	—	—
TOTAL MEANS OF FINANCING	\$100,438,847	\$111,721,899	\$4,174,294	—	—	\$115,896,193	\$4,174,294

Expenditures and Positions

Description	FY2023-2024 Actuals	Existing Operating Budget as of 10/01/2024	FY2025-2026 Requested Continuation Adjustments	FY2025-2026 Requested in Technical/Other Adjustments	FY2025-2026 Requested New or Expanded Adjustments	FY2025-2026 Total Request	Over/Under EOB
Salaries	36,404,476	39,355,887	3,439,366	—	—	42,795,253	3,439,366
Other Compensation	1,099,290	1,363,691	807,751	—	—	2,171,442	807,751
Related Benefits	23,885,774	25,581,892	2,338,015	—	—	27,919,907	2,338,015
TOTAL PERSONAL SERVICES	\$61,389,540	\$66,301,470	\$6,585,132	—	—	\$72,886,602	\$6,585,132
Travel	340,981	905,073	20,295	—	—	925,368	20,295
Operating Services	2,110,320	6,181,314	138,436	—	—	6,319,750	138,436
Supplies	170,670	289,089	6,471	—	—	295,560	6,471
TOTAL OPERATING EXPENSES	\$2,621,971	\$7,375,476	\$165,202	—	—	\$7,540,678	\$165,202
PROFESSIONAL SERVICES	\$3,370,717	\$4,525,730	\$(338,002)	—	—	\$4,187,728	\$(338,002)
Other Charges	152,420	718,043	320,747	—	—	1,038,790	320,747
Debt Service	—	—	—	—	—	—	—
Interagency Transfers	32,588,332	32,375,495	(2,170,200)	—	—	30,205,295	(2,170,200)
TOTAL OTHER CHARGES	\$32,740,752	\$33,093,538	\$(1,849,453)	—	—	\$31,244,085	\$(1,849,453)
Acquisitions	315,867	425,685	(388,585)	—	—	37,100	(388,585)
Major Repairs	—	—	—	—	—	—	—
TOTAL ACQ. & MAJOR REPAIRS	\$315,867	\$425,685	\$(388,585)	—	—	\$37,100	\$(388,585)
TOTAL EXPENDITURES	\$100,438,847	\$111,721,899	\$4,174,294	—	—	\$115,896,193	\$4,174,294
Classified	626	626	—	—	—	626	—
Unclassified	10	10	—	—	—	10	—
TOTAL AUTHORIZED T.O. POSITIONS	636	636	—	—	—	636	—
TOTAL AUTHORIZED OTHER CHARGES POSITIONS	15	15	—	—	—	15	—
TOTAL NON-T.O. FTE POSITIONS	5	5	—	—	—	5	—

4403 - Alcohol and Tobacco Control

Means of Financing

Description	FY2023-2024 Actuals	Existing Operating Budget as of 10/01/2024	FY2025-2026 Requested Continuation Adjustments	FY2025-2026 Requested in Technical/Other Adjustments	FY2025-2026 Requested New or Expanded Adjustments	FY2025-2026 Total Request	Over/Under EOB
STATE GENERAL FUND (Direct)	—	—	—	—	—	—	—
STATE GENERAL FUND BY:	—	—	—	—	—	—	—
INTERAGENCY TRANSFERS	493,883	515,000	—	—	—	515,000	—
FEES & SELF-GENERATED	6,819,921	8,360,928	4,925,900	—	—	13,286,828	4,925,900
STATUTORY DEDICATIONS	557,914	557,914	—	—	—	557,914	—
FEDERAL FUNDS	—	—	—	—	—	—	—
TOTAL MEANS OF FINANCING	\$7,871,718	\$9,433,842	\$4,925,900	—	—	\$14,359,742	\$4,925,900

Statutory Dedications

Description	FY2023-2024 Actuals	Existing Operating Budget as of 10/01/2024	FY2025-2026 Requested Continuation Adjustments	FY2025-2026 Requested in Technical/Other Adjustments	FY2025-2026 Requested New or Expanded Adjustments	FY2025-2026 Total Request	Over/Under EOB
Tobacco Regulation Enforcement Fund	557,914	557,914	—	—	—	557,914	—
Total:	\$557,914	\$557,914	—	—	—	\$557,914	—

Expenditures and Positions

Description	FY2023-2024 Actuals	Existing Operating Budget as of 10/01/2024	FY2025-2026 Requested Continuation Adjustments	FY2025-2026 Requested in Technical/Other Adjustments	FY2025-2026 Requested New or Expanded Adjustments	FY2025-2026 Total Request	Over/Under EOB
Salaries	3,774,243	4,313,084	1,700,417	—	—	6,013,501	1,700,417
Other Compensation	85,744	327,519	(109,807)	—	—	217,712	(109,807)
Related Benefits	2,129,691	2,262,050	948,726	—	—	3,210,776	948,726
TOTAL PERSONAL SERVICES	\$5,989,678	\$6,902,653	\$2,539,336	—	—	\$9,441,989	\$2,539,336
Travel	64,515	107,245	34,207	—	—	141,452	34,207
Operating Services	307,618	267,086	65,984	—	—	333,070	65,984
Supplies	185,845	169,428	94,571	—	—	263,999	94,571
TOTAL OPERATING EXPENSES	\$557,979	\$543,759	\$194,762	—	—	\$738,521	\$194,762
PROFESSIONAL SERVICES	\$101,739	\$443,419	\$9,933	—	—	\$453,352	\$9,933
Other Charges	180,300	563,140	—	—	—	563,140	—
Debt Service	—	—	—	—	—	—	—
Interagency Transfers	453,772	928,016	(9,763)	—	—	918,253	(9,763)
TOTAL OTHER CHARGES	\$634,072	\$1,491,156	\$(9,763)	—	—	\$1,481,393	\$(9,763)
Acquisitions	588,250	52,855	2,191,632	—	—	2,244,487	2,191,632
Major Repairs	—	—	—	—	—	—	—
TOTAL ACQ. & MAJOR REPAIRS	\$588,250	\$52,855	\$2,191,632	—	—	\$2,244,487	\$2,191,632
TOTAL EXPENDITURES	\$7,871,718	\$9,433,842	\$4,925,900	—	—	\$14,359,742	\$4,925,900
Classified	67	67	20	—	—	87	20
Unclassified	1	1	—	—	—	1	—
TOTAL AUTHORIZED T.O. POSITIONS	68	68	20	—	—	88	20
TOTAL AUTHORIZED OTHER CHARGES POSITIONS	—	—	—	—	—	—	—
TOTAL NON-T.O. FTE POSITIONS	1	1	—	—	—	1	—

4404 - Office of Charitable Gaming

Means of Financing

Description	FY2023-2024 Actuals	Existing Operating Budget as of 10/01/2024	FY2025-2026 Requested Continuation Adjustments	FY2025-2026 Requested in Technical/Other Adjustments	FY2025-2026 Requested New or Expanded Adjustments	FY2025-2026 Total Request	Over/Under EOB
STATE GENERAL FUND (Direct)	—	—	—	—	—	—	—
STATE GENERAL FUND BY:	—	—	—	—	—	—	—
INTERAGENCY TRANSFERS	—	—	—	—	—	—	—
FEEES & SELF-GENERATED	2,112,485	2,746,840	(20,930)	—	—	2,725,910	(20,930)
STATUTORY DEDICATIONS	—	—	—	—	—	—	—
FEDERAL FUNDS	—	—	—	—	—	—	—
TOTAL MEANS OF FINANCING	\$2,112,485	\$2,746,840	\$(20,930)	—	—	\$2,725,910	\$(20,930)

Expenditures and Positions

Description	FY2023-2024 Actuals	Existing Operating Budget as of 10/01/2024	FY2025-2026 Requested Continuation Adjustments	FY2025-2026 Requested in Technical/Other Adjustments	FY2025-2026 Requested New or Expanded Adjustments	FY2025-2026 Total Request	Over/Under EOB
Salaries	1,002,316	1,233,390	6,710	—	—	1,240,100	6,710
Other Compensation	—	27,178	—	—	—	27,178	—
Related Benefits	542,917	649,557	9,783	—	—	659,340	9,783
TOTAL PERSONAL SERVICES	\$1,545,232	\$1,910,125	\$16,493	—	—	\$1,926,618	\$16,493
Travel	182	15,000	336	—	—	15,336	336
Operating Services	4,963	65,718	1,473	—	—	67,191	1,473
Supplies	6,906	8,694	194	—	—	8,888	194
TOTAL OPERATING EXPENSES	\$12,051	\$89,412	\$2,003	—	—	\$91,415	\$2,003
PROFESSIONAL SERVICES	—	—	—	—	—	—	—
Other Charges	—	—	—	—	—	—	—
Debt Service	—	—	—	—	—	—	—
Interagency Transfers	555,201	707,877	—	—	—	707,877	—
TOTAL OTHER CHARGES	\$555,201	\$707,877	—	—	—	\$707,877	—
Acquisitions	—	39,426	(39,426)	—	—	—	(39,426)
Major Repairs	—	—	—	—	—	—	—
TOTAL ACQ. & MAJOR REPAIRS	—	\$39,426	\$(39,426)	—	—	—	\$(39,426)
TOTAL EXPENDITURES	\$2,112,485	\$2,746,840	\$(20,930)	—	—	\$2,725,910	\$(20,930)
Classified	20	20	—	—	—	20	—
Unclassified	—	—	—	—	—	—	—
TOTAL AUTHORIZED T.O. POSITIONS	20	20	—	—	—	20	—
TOTAL AUTHORIZED OTHER CHARGES POSITIONS	—	—	—	—	—	—	—
TOTAL NON-T.O. FTE POSITIONS	—	—	—	—	—	—	—



This page has been intentionally left blank

Addenda

INTERAGENCY TRANSFERS



INVOICE DATE: 9/5/2024
INVOICE #: 2025-16
BILLING PERIOD: FY 2024-2025
PAYMENT DUE: Upon Receipt

BILL TO:
Agency: 440 - Department of Revenue
Area of Law: Charitable Gaming
Attention: Wei Li

DESCRIPTION:
This invoice reflects the amount payable by your agency for Fiscal Year 2024 - 2025 for Judicial and Clerical services provided by the Division of Administrative Law.

IAT Amount Due: \$6,173

FOR BUDGET/FISCAL USE ONLY

LaGov Agencies: Please complete the expenditure coding section below and return this form via email to the SCS Fiscal Section prior to the due date.
NOTE: A Z8 document type in LaGov will be utilized to process payments for certain customer agencies. The Z8 document will replace the ISIS AFS J4 and II document process. DAL will be the Seller agency and will initiate the Z8 document in LaGov. As a result, the Buyer agency is required to provide LaGov expenditure coding. When remitting payment, please be sure to provide valid and accurate expenditure coding. Questions related to this process and expenditure coding should be sent to scsbilling@la.gov. Please send all questions prior to the payment due date.

Table with 8 columns: Business Area, Fund, Cost Center, GL Account, WBS Element, Grant, Order, Amount. Handwritten entries include 440, 4400000000, 4404013901, 5950055, and \$6,173.

Total: \$6,173

Prepared By: Nolan B. [Signature]

Approved By: Laura Papeye [Signature] Date: 9.16.24

Non-LaGov Agencies: Please see remittance information below. Please reference the invoice number on your check.

Division of Administrative Law
Attn: Accounts Receivable
P.O. Box 94111, Capitol Station
Baton Rouge, LA 70804-9111



STATE OF LOUISIANA
OFFICE OF THE GOVERNOR
DIVISION OF ADMINISTRATION
OFFICE OF RISK MANAGEMENT

AGENCY NO: 2920
LA Office of Alcohol & Tobacco Control
Wei Li
617N. 3rd St.
Baton Rouge, LA 70802

INVOICE NO: 16822
INVOICE DATE: 07/01/2024
DESCRIPTION: Annual Premium Invoice
POLICY YEAR: 07/01/2024 - 07/01/2025
ORM ISIS No: 721403316/00
LaGov Vendor No: 310006998

Policy Number	Policy Description	Premium Charge	Safety Penalty/Credit	Premium Balance
ALPD20242025	SELF-INSURED AUTO LIAB & PHYS DAMAGE Auto (1st Party)	\$5,664	\$-283	\$5,381
ALPD20242025	SELF-INSURED AUTO LIAB & PHYS DAMAGE Auto Liability (3rd Party)	\$49,427	\$-2,471	\$46,956
B1262FI1012724	Cyber Liability Cyber Liability	\$8,904	\$0	\$8,904
BP20242025	STATEWIDE SELF-INSURED PROPERTY Property (1st Party)	\$497	\$-25	\$472
BP20242025	STATEWIDE SELF-INSURED PROPERTY PR Property (1st Party) - Disaster Fee	\$250	\$0	\$250
CGL20242025	SELF-INSURED COMMERCIAL GENERAL LIABILITY CGL - General Liability	\$36,290	\$-1,815	\$34,475
CRIM20242025	SELF INSURED BOND/CRIME Bonds	\$34	\$-2	\$32
STATEWIDEXSPR OP20242025	STATEWIDE EXCESS PROPERTY POLICY Property (1st Party)	\$1,018	\$0	\$1,018
WC20242025	SELF-INSURED WORKERS COMP Workers Compensation	\$33,449	\$-1,672	\$31,777
Totals		\$135,533	\$-6,268	\$129,265 Amount Due

Received

JUL 30 2024

LA Dept. of Revenue
Financial Services

Make Check Payable To:
Office of Risk Management
P. O. Box 91106, Capitol Station
Baton Rouge, LA 70821-9106

Page 1 of 1

Direct Inquiries To:
Ruby Dearing
ORM Accounting
(225) 219-0412

Office of Risk Management
State of Louisiana
Division of Administration

JEFF LANDRY
GOVERNOR



TAYLOR F. BARRAS
COMMISSIONER OF

July 23, 2025

To Whom It May Concern:

Attached is a premium adjustment for your agency. **The total amount is due upon receipt, unless other arrangements have been made.**

If your agency is a LaGov agency, please complete the attached Memorandum for payment and return to Ruby Scheffler. ORM will utilize the Z8 document type in LaGov to process payments. You may email or fax your payment documents to the email address or fax number shown below.

If your agency is a non LaGov agency, please issue a check to the Office of Risk Management and mail to the address below.

Your prompt attention to this matter is appreciated. If you have any questions relating to payments, please contact Ruby Scheffler at (225) 219-0412. If you have questions about itemized categories or amounts on the invoice, please contact Kristy Breaux at (225) 342-8598.

Email payment documents to Ruby.Scheffler@la.gov
Fax Payment Documents to Attn: Ruby Scheffler @ (225) 342-8473

Mail:
State of Louisiana
DOA/Office of Risk Management
P. O. Box 91106
Baton Rouge, LA 70821-9106

P. O. Box 91106 • BATON ROUGE, LOUISIANA 70821-9106 • (225) 342-8500 • 1 800 354-9548 • Fax
(225) 342-8473
AN EQUAL OPPORTUNITY EMPLOYER

Office of Risk Management
State of Louisiana
Division of Administration

JEFF LANDRY
GOVERNOR



TAYLOR F. BARRAS
COMMISSIONER OF

July 23, 2024

MEMORANDUM

To: Fiscal Officer
From: Office of Risk Management

Re: ORM Monthly Premium Adjustments for FY25 Insurance Premiums

Attached is an invoice for insurance premiums for your agency for FY25 (July 1, 2024 to June 30, 2025). The amount due is shown on the attached invoice.

Please provide the expenditure coding below to be used to process an on-line Z-8 document for the above amount. The completed form should be signed and returned to ORM via FAX at (225) 342-8473 or by email to Ruby.Scheffler@la.gov.

If you have any questions, please contact Ruby Scheffler (225) 219-0412, or by email at Ruby.Scheffler@la.gov

Please check which payment option you would like to use.

One-time Payment

Quarterly Payment

Monthly Payment

ORM Agency #: 2920 Invoice # 16822 Total Amount: \$129,265
(on the top left hand of the invoice)

Business Area	G/L Account	Fund	Cost Center	Order	Amount
<u>440</u>	<u>5950050</u>	<u>440000200</u>	<u>4403013801</u>		<u>129,265</u>

Authorized by: Laura Lapeze Signature: Laura Lapeze Please Print Name

FY26 DPS Interagency Agreement

Interagency Agreement between the:

Office of Management and Finance (08-418)

and the

Office of Revenue (12-440) - Alcohol and Tobacco Control (ATC)

(Recipient Agency)

(Sending Agency)

For Fiscal Year 2024-2025 (FY25), the Recipient Agency is budgeted and authorized to receive revenue in the amount(s) specified below, from the Sending Agency, by Interagency Transfer (IAT) of funding which has been appropriated to the Sending Agency for such purpose.

<u>Explanation of IAT between agencies:</u>	<u>Total</u>
Lease of office space on the DPS Compound in the OMF Headquarters Building	\$7,877
<u>Total</u>	<u>\$7,877</u>

Both agencies must submit copies of this agreement with their Budget Request (and any subsequent BA-7s as documentation for IAT revenue and IAT expense). Please provide and/or attach coding below.

*This amount is based on the existing budgeted amount.

Paula B. Treese 10/25/2024

Recipient Agency Fiscal Officer

Date

Laura Lopez 10.28.24

Sending Agency Fiscal Officer

Date

Amount	Agy. Bus. Area	GL	Cost Center	Fund	Grant/WBS	Internal Order	Funct. Area

Billing Preference Annual Bi-Annually Quarterly

Once signed and coded, please return this agreement to DPS Budget Services by email (Budget.Section@la.gov)

Docusign Envelope ID: 7FAEAB93-E381-4D8B-81A0-D59F640D6414

INTERAGENCY AGREEMENT

BR-19B
(08/20)

Interagency Agreement Between (12-440) - Louisiana Department of Revenue and (Agency 10-360) DCFS-Office of Children and Family Services

For Fiscal Year 2025 - 2026, (10-360) Department of Children and Family Services is budgeted to receive the following revenue \$40,000
(Agency Name and #)

from (12-440) - Louisiana Department of Revenue, Office of Revenue by Interagency Transfer for the following reason(s):
(Agency Name and #)

The reason for the Interagency Agreement is:	
Financial Institutions Data Match (FIDM) that is matched between Child Support Enforcement Services and Louisiana Department of Revenue	\$40,000
TOTAL:	<u>\$40,000</u>

DeEdra Lamotte 9/25/2024
 Recipient Agency Fiscal Officer Date

Rawra Popeye 9.26.24
 Sending Agency Fiscal Officer Date

NOTE:
It is the Receiving Agency's responsibility to ensure the execution of this Agreement.
Both Agencies must submit copies of this Agreement with their Budget Request (and any subsequent BA-7s as documentation for I.A.T. revenues and I.A.T. expense).

INTERAGENCY AGREEMENT

BR-19B
(08/20)

Interagency Agreement Between Louisiana Board of Tax Appeals 17-565 and Louisiana Department of Revenue 12-440
(Recipient Agency and #) (Sending Agency and #)

For Fiscal Year 2024 - 2025, Louisiana Board of Tax Appeals 17-565 is budgeted to receive the following revenue
(Agency Name and #)

from Louisiana Department of Revenue 12-440 by Interagency Transfer for the following reason(s):
(Agency Name and #)

The reason for the Interagency Agreement is: Pursuant to Section 2 of Act 198 of 2014 and the Governor's Executive Budget recommendation, there is \$495,000 payable to the Louisiana Board of Tax Appeals administrative program by the Louisiana Department of Revenue.

Danielle Massingill 10-23-2023
Recipient Agency Fiscal Officer Date

Laura Rapese 10.23.23
Sending Agency Fiscal Officer Date

NOTE:
It is the Receiving Agency's responsibility to ensure the execution of this Agreement.
Both Agencies must submit copies of this Agreement with their Budget Request (and any subsequent BA-7s as documentation for I.A.T. revenues and I.A.T. expense).

INTERAGENCY AGREEMENT

BR-19B
(08/20)

Interagency Agreement Between Louisiana Board of Tax Appeals 17-565 and Louisiana Department of Revenue 12-440
(Recipient Agency and #) (Sending Agency and #)

For Fiscal Year 2024 - 2025, Louisiana Board of Tax Appeals 17-565 is budgeted to receive the following revenue
(Agency Name and #)

from Louisiana Department of Revenue 12-440 by Interagency Transfer for the following reason(s):
(Agency Name and #)

The reason for the Interagency Agreement is : Pursuant to Section 302(K) of Title 47 to provide that the distribution LDR pays to local parish tax collectors shall be reduced by \$317,460, and that this amount shall instead be paid via Interagency Transfer to the Louisiana Board of Tax Appeals. R.S. 47:302(K)(7)(b) further provides that "this amount shall be transferred by the secretary of LDR within the first thirty days of each fiscal year." (Act 278 of the 2020 Regular Session provides this amount shall increase by \$5,000 each year.)

Sonelle Massingill 10-23-2023
Recipient Agency Fiscal Officer Date
Laura Lapeye 10.23.23
Sending Agency Fiscal Officer Date

NOTE:
It is the Receiving Agency's responsibility to ensure the execution of this Agreement.
Both Agencies must submit copies of this Agreement with their Budget Request (and any subsequent BA-7s as documentation for I.A.T. revenues and I.A.T. expense).



MICHAEL J. "MIKE" WAGUESPACK, CPA
LOUISIANA LEGISLATIVE AUDITOR

August 28, 2024

Re: Billing Explanation

State Fiscal Officers:

Last fall you were advised of the amount to include in your current year budget (FY25) for the allocation of audit services rendered. The amount allocated to your agency is indicated on the attached invoice. This charge should not be allocated to any federal program. The Division of Administration will provide guidance on how you should charge your federal programs for audit costs.

For non-LAGov users, please submit a check in payment of your allocation by September 28, 2024, to the remittance address on the attached invoice.

For LAGov users, our office has prepared a Z8 for this billing. The Z8 document number is included on the invoice. The Legislative Auditor's agency and vendor numbers are 954 and 310009303, respectively. The Z8 should be appropriately coded, edited, and approved for payment by your office by September 28, 2024.

If you have any Z8 processing questions, please contact Sarah Stevens at (225) 339-3955. For questions concerning the calculation of the allocation, you may contact Beth Davis at (225) 339-3977.

Sincerely,

A handwritten signature in blue ink, appearing to read "Mike Waguespack", written over a horizontal line.

Michael J. "Mike" Waguespack, CPA
Legislative Auditor



STATE OF LOUISIANA
OFFICE OF THE GOVERNOR
DIVISION OF ADMINISTRATION
OFFICE OF RISK MANAGEMENT

AGENCY NO: 2910
Dept. of Revenue _ Office of Revenue
Rutha Cayette
617 North Third St.
Baton Rouge, LA 70802

INVOICE NO. 16821
INVOICE DATE: 07/01/2024
DESCRIPTION: Annual Premium Invoice
POLICY YEAR: 07/01/2024 - 07/01/2025
ORM ISIS No: 721403316/00
LaGov Vendor No: 310006998

Policy Number	Policy Description	Premium Charge	Safety Penalty/Credit	Premium Balance
ALPD20242025	SELF-INSURED AUTO LIAB & PHYS DAMAGE Auto (1st Party)	\$491	\$-25	\$466
ALPD20242025	SELF-INSURED AUTO LIAB & PHYS DAMAGE Auto Liability (3rd Party)	\$2,306	\$-115	\$2,191
B1262FI1012724	Cyber Liability Cyber Liability	\$93,525	\$0	\$93,525
BP20242025	STATEWIDE SELF-INSURED PROPERTY Property (1st Party)	\$12,824	\$-641	\$12,183
BP20242025	STATEWIDE SELF-INSURED PROPERTY PR Property (1st Party) - Disaster Fee	\$6,447	\$0	\$6,447
CGL20242025	SELF-INSURED COMMERCIAL GENERAL LIABILITY CGL - General Liability	\$120,915	\$-6,046	\$114,869
CRIM20242025	SELF INSURED BOND/CRIME Crime	\$12	\$-1	\$11
CRIM20242025	SELF INSURED BOND/CRIME Bonds	\$359	\$-18	\$341
STATEWIDEXSPR OP20242025	STATEWIDE EXCESS PROPERTY POLICY Property (1st Party)	\$26,244	\$0	\$26,244
WC20242025	SELF-INSURED WORKERS COMP Workers Compensation	\$181,400	\$-9,070	\$172,330
Totals		\$444,523	\$-15,916	\$428,607 Amount Due

INVOICE

State of Louisiana Division of Administration
 Office of State Procurement
 PO Box 94095
 Baton Rouge LA 70804-9095
 (225) 342-8010

DATE: August 2, 2024
 INVOICE # 25-440
 FOR: FY25 IAT Procurement Services

Bill To:
 Department of Revenue

For Fiscal Year 2024-2025 (FY25), the Office of State Procurement (OSP) is budgeted and authorized to receive payment in the amount(s) specified below from the Sending Agency for its estimated proportional utilization of OSP Ancillary Services (purchasing, contract review, and RFPs).

Agency	FY25 Appropriated	Prior Year Credit	Net FY25 Amount Due
12-440 Department of Revenue	\$21,616.00	-\$21,616.00	\$0.00
TOTAL AMOUNT DUE			\$ -

If your agency is a LaGov agency, please provide coding below.

Business Area*	Fund*	Cost Center*	GL*	WBS Element	Grant	Order	Amount*
440	440000200	4401013201	5950059				\$0
			5950059				
			5950059				
			5950059				
			5950059				
Total:							\$0

Authorized By:

 Sending Agency Manager/Finance Officer
 laura.lapeze@la.gov
 Sending Agency Email Address

8.14.24
 Date
 225.219.2706
 Phone Number

State of Louisiana Division of Administration

Office of State Uniform Payroll
 PO Box 94095
 Baton Rouge, LA 70804-9095
 (225) 342-0700

INVOICE

DATE: October 2, 2024
INVOICE # 25-1009-77
FOR: FY 25 IAT OSUP

Bill To:

Office of Revenue

DESCRIPTION	AMOUNT
Payment Request for Payroll Services on behalf of the Office of State Uniform Payroll for the period of July 1, 2024 through June 30, 2025 Z8 # 8800038854	\$ 48,216.00
TOTAL	\$ 48,216.00

Marcia Darville 10.10.24
 Signature Date

If you have any questions concerning this invoice, please contact Marcia Darville at (225) 342-5993 or DOAFiscal@la.gov.





John Fleming, MD
LOUISIANA STATE TREASURER

(225) 342-0010
www.treasury.la.gov

Post Office Box 44154
Baton Rouge, LA 70804

September 10, 2024

Ms. Laura Lapeze
Office of Revenue
617 North Third Street
Baton Rouge, LA 70802

RE: Central Depository Banking Service Cost for FY25

Dear Ms. Lapeze:

Your agency's share of the State's central depository banking cost for fiscal year 2024-2025 is \$196,105. This allocation is based on banking activity in FY23 and has been approved by the Division of Administration as your share of the cost for this fiscal year.

A Z8 (#8800037613) has been prepared and is available in LaGov for processing. This document must be appropriately coded, edited and approved for payment by your office no later than September 27, 2024.

If you have any Z8 processing questions, please contact Denise Chandler at (225) 342-0053. For questions concerning the calculation of the allocation, please contact me at (225) 342-0051.

Sincerely,

Lindsay Schexnayder, CPA
Chief Financial Officer

LS:dc



INVOICE DATE: 9/5/2024
INVOICE #: 2025-16
BILLING PERIOD: FY 2024-2025
PAYMENT DUE: Upon Receipt

BILL TO:

Agency: 440 - Department of Revenue
Area of Law: Charitable Gaming
Attention: Wej Li

DESCRIPTION:

This invoice reflects the amount payable by your agency for Fiscal Year 2024 - 2025 for Judicial and Clerical services provided by the Division of Administrative Law.

IAT Amount Due: \$6,173

FOR BUDGET/FISCAL USE ONLY

LaGov Agencies: Please complete the expenditure coding section below and return this form via email to the SCS Fiscal Section prior to the due date.

NOTE: A Z8 document type in LaGov will be utilized to process payments for certain customer agencies. The Z8 document will replace the ISIS AFS J4 and II document process. DAL will be the Seller agency and will initiate the Z8 document in LaGov. As a result, the Buyer agency is required to provide LaGov expenditure coding. When remitting payment, please be sure to provide valid and accurate expenditure coding. Questions related to this process and expenditure coding should be sent to scsbilling@la.gov. Please send all questions prior to the payment due date.

Table with 7 columns: Business Area, Fund, Cost Center, GL Account, WBS Element, Grant, Order, Amount. Handwritten entry: 440, 4400000000, 4404013901, 5950055, \$6,173.

Total: \$6,173

Prepared By: Nolan P. [Signature]

Approved By: Laura [Signature] Date: 9.16.24

Non-LaGov Agencies: Please see remittance information below. Please reference the invoice number on your check.

Division of Administrative Law
Attn: Accounts Receivable
P.O. Box 94111, Capitol Station
Baton Rouge, LA 70804-9111



Fiscal Section

P.O. Box 94111, Capitol Station
 Baton Rouge, LA 70804-9111
 Valencia Mellon - (225) 342-8081 Fax # (225) 219-0151
 Please send questions and coding sheets to scsbilling@la.gov

Billing Date: Tuesday, July 9, 2024

Invoice Number: 250106
DOR-OFFICE OF REVENUE
Personnel Area: 0440

<u>Amount Due:</u>	<u>Payment Due Date</u>
\$282,953.00	8/6/2024

In accordance with LA R.S. 42:1383 and 42:1262, each agency is required to pay a pro-rata share of the cost of operations of Louisiana State Civil Service. This invoice reflects the amount payable by your agency for the Fiscal Year 2024-2025. The amount due is based on a percentage of total annual salaries of the classified employees in your organization as of December 31, 2023 as reflected in the records reported to Louisiana State Civil Service.

Calculations were made using .00699205 percent of your agency's total annual salaries (\$40,467,810)

Notice: Act 33 of the 2020 Second Extraordinary Session amended and reenacted LA R.S. 42:1383 and repealed LA R.S. 42:1262. As a result, State Civil Service (SCS) and Comprehensive Public Training Program (CPTP) fees are no longer separate. Therefore, invoices will reflect one fee.

Payment in full is due within thirty (30) days from the billing date as reflected above.

LaGov Agencies: Please complete the expenditure coding section below and return this form via email to the SCS Fiscal Section (scsbilling@la.gov) prior to the due date.

NOTE: Effective July 1, 2021 (Fiscal Year 2022), SCS will utilize the **Z8 document type** in LaGov to process payments for certain customer agencies.

The Z8 document will replace the **ISIS AFS J4** and **II** document process. SCS will be the Seller agency and will initiate the Z8 document in LaGov. As a result, the Buyer agency is **required** to provide LaGov expenditure coding. When remitting payment, please be sure to provide **valid** and **accurate** expenditure coding.

Questions related to this process should be sent to scsbilling@la.gov. Please send all questions prior to the payment due date.

All others: Please make checks payable to Louisiana State Civil Service, reference the invoice number on your check, and remit payment prior to the due date.

The section below should ONLY be completed by LaGOV agencies.
 Non-LaGov Agencies: DO NOT complete the coding section below. Please remit payment via check.

BA*	Fund*	Cost Center*	GL*	WBS Element	Grant	Order	Functional Area	Amount*
440	4400000200	4401013201	5950049					\$282,953
Total:								\$282,953

* Required Coding

Please re-print this invoice to provide additional coding fields

 Prepared By	7/10/24 Date	 8.1.24	219-2706
-----------------	-----------------	------------	----------

FY25 DPS Interagency Agreement

Interagency Agreement between the Office of State Police (088-419) and the Revenue
 (Recipient Agency) (Sending Agency)

For Fiscal Year 2024-2025 (FY25), the Recipient Agency is budgeted and authorized to receive revenue in the amount(s) specified below from the Sending Agency by Interagency Transfer (IAT) of funding which has been appropriated to the Sending Agency for such purpose. Additional security adjustments will be agreed upon by the recipient and the sending agencies.

Agency	Agency	Facility	SqFt-Based Cost	Security	DPS Security	Total
12-440	Revenue	Lasalle	\$145,513.00	\$34,530.00	\$104,972.00	\$285,015.00

Both agencies must submit copies of this agreement with their Budget Request (and any subsequent BA-7s as documentation for IAT revenue and IAT expense). Please provide and/or attach coding below.


 Recipient Agency Fiscal Officer

8/26/2024
 Date

 Sending Agency Fiscal Officer

 Date

Agy. Bus. Area	GL	Cost Center	Fund	Grant/WBS	Internal Order	Amount
440	5950057	4401013201	4400000200			\$285,015

Agency: 440 DOR - OFFICE OF REVENUE

STATE OF LOUISIANA
Childrens Budget
Department Summary

CHILD - DS
Fiscal Year 2025 - 2026
Report Date: 10/30/24

Service Number	Service Name	Agency Number	Agency Name	General Fund	IAT	Self Generated	Stat Deds	Federal Funds	Total Funds	Positions
			Total:	\$0	\$0	\$0	\$0	\$0	\$0	0

Agency: 440 DOR - OFFICE OF REVENUE

STATE OF LOUISIANA
Childrens Budget
by Department

CHILD - DC
Fiscal Year 2025 - 2026
Report Date: 10/30/24

Agency: 440 DOR - OFFICE OF REVENUE	STATE OF LOUISIANA Childrens Budget Agency Summary	CHILD - AS Fiscal Year 2025 - 2026 Report Date: 10/30/24
-------------------------------------	---	--

Service Number	Service Name	Program Number	Program Name	General Fund	IAT	Self Generated	Stat Deds	Federal Funds	Total Funds	Positions
			Total:	\$0	\$0	\$0	\$0	\$0	\$0	0

Agency: 440 DOR - OFFICE OF REVENUE

STATE OF LOUISIANA
Childrens Budget
by Agency

CHILD - AC
Fiscal Year 2025 - 2026
Report Date: 10/30/24

Agency: 440 DOR - OFFICE OF REVENUE

STATE OF LOUISIANA
Childrens Budget
by Agency/Program and Service

CHILD1
Fiscal Year 2025 - 2026
Report Date: 10/30/24

Agency: 440 DOR - OFFICE OF REVENUE	STATE OF LOUISIANA Childrens Budget Narrative	CHILD2 Fiscal Year 2025 - 2026 Report Date: 10/30/24
-------------------------------------	--	--

Form ID:	
Form Description:	
Service:	

Question and Narrative Response

Agency: 440 DOR - OFFICE OF REVENUE

STATE OF LOUISIANA
Sunset Review

SUNSET1
Fiscal Year 2025 - 2026
Report Date: 10/30/24

GENERAL ADDENDA

REVENUE COLLECTIONS/INCOME (BY SOURCE)
440- DEPARTMENT OF REVENUE

BR-7
Form ID: 34953

Description of Revenue Collections/Income	LAGOV GL	REVENUE CODE	PRIOR YEAR ACTUAL 2023-2024	CURRENT YEAR ESTIMATED 2024-2025	TOTAL PROJECTED 2025-2026	OVER/UNDER CURRENT YEAR ESTIMATED
Part 1. Collections/Income Available for Expenditure						
MEANS OF FINANCING - By Source:						
Total Collections/Income Available for Expenditure			0	0	0	0
Expenditures (BR-6)						
Total Expenditures, Transfers and Carryforwards to Next Fiscal Year			0	0	0	0
Difference in Total Collections/Income Available for Expenditure and Total Expenditures, Transfers and Carryforwards to Next Fiscal Year						
			0	0	0	0
Part 2. Collections/Income Not Available for Expenditure						
MEANS OF FINANCING - By Source:						
1. Bond Security Redemption and Other Funds - (see attached schedule BR-7a)		See Attached	12,627,619,644	12,196,686,397	12,196,686,397	0
2. Escrow Fund Accounts -Agency Funds and Taxes Paid Under Protest (see attached schedule BR-7b)		See Attached	264,337,363	264,337,364	264,337,364	0
3. Income Not Available		1925	0	0	0	0
Total Collections/Income Not Available for Expenditure			12,891,957,007	12,461,023,761	12,461,023,761	0

BOND SECURITY REDEMPTION AND OTHER FUNDS:				PRIOR YEAR ACTUAL 2023-2024	CURRENT YEAR ESTIMATED 2024-2025	TOTAL PROJECTED 2025-2026	OVER/UNDER CURRENT YEAR ESTIMATED	
Attachment BR-7a REVENUES REPORTED ON OFFICIAL FORECAST - RECEIPTS COLLECTED BY DOR:	LAGOV GL	COL N	COL W ORDER#					
Alcoholic Beverage Tax (ETD)-R060	4210010		DORMS1000060	1335	40,162,928	40,900,000	40,900,000	0
Alcoholic Out-of-State Shippers (ETD)-R061	4210010		DORMS1000061	1335	328,253	112,303	112,303	0
Beer Tax - State (ETD)-R070	4210012		DORMS1000070	1345	36,778,830	36,900,000	36,900,000	0
Corporation Franchise Tax (ICFTD)-R015	4250010			1300	644,088,209	473,400,000	473,400,000	0
Electric Co-op Fee (ETD)-R020	4550030		DORMS1000020	1690	41,725	14,275	14,275	0
Income Tax - Corporation (ICFTD)-R040	4120013			1270	966,734,392	710,100,000	710,100,000	0
Income Tax - Individual (ICFTD)-R045	4120010			1255	920,977,022	909,060,525	909,060,525	0
Income Tax - Individual Declaration (ICFTD)-R045	4120011			1260	437,781,867	432,117,419	432,117,419	0
Income Tax - Individual Withholding (ICFTD)-R045	4120012			1265	3,296,306,250	3,253,655,433	3,253,655,433	0
Fiduciary Income Tax (ICFTD)-R050	4120010		DORMS1000050	1255	28,941,090	28,566,623	28,566,623	0
Inspection Fee Petroleum Product (EFT)-R146	4155010			1280	2,842,086	2,743,409	2,743,409	0
Inspection Fee Special Fuels (EFT)-R176	4155011			1280	1,612,579	1,556,591	1,556,591	0
Gas - Port of New Orleans 9/20 cent (ETD)-R150				1280	0	0	0	0
Gasoline Tax 16 Cents (ETD)-R135	4155010			1280	362,192,817	454,913,253	454,913,253	0
Gasoline - Timed Account 4 (ETD)-R140	4155010			1280	90,548,204	90,967,489	90,967,489	0
Motor Vehicle Sales Rentals/Leases - R489	4520014		DORMS1000489	1290	22,456,800	22,456,800	22,456,800	0
Non - Resident Contractors Fee (STD)-R010	4550019			1600	0	0	0	0
Natural Gas Franchise (SVTD)-R192	4250011			1310	144,396	300,000	300,000	0
Occupational License Tax (STD)-R120				1305	0	0	0	0
Oil Spill Contingency Fee -(SVTD)-R095	4520014			1835	2,252,647	2,252,647	2,252,647	0
Transportation and Communication Tax (ETD)-R195	4265010			1315	14,859,770	14,859,770	14,859,770	0
Sales - LA Economic Work Force Dev & Training- R226 Deve Fund				1200	0	0	0	0
Sales - Workforce Dev & Training Fund- R225	4110010			1200	14,222,808	16,361,268	16,361,268	0
Sales - LA Economic Marketing Fund- R227	4110010			1200	1,685,335	1,938,732	1,938,732	0
Automobile Rental Tax-R005	4180012		DORMS1000005	1370	8,743,131	8,000,000	8,000,000	0
Consumable Hemp-R082	4180012			1370	1,054,786	1,054,786	1,054,786	0
Sales, Louisiana General (STD)-R200	4110010		DORMS1000200	1200	4,359,300,451	4,329,600,000	4,329,600,000	0
LA Tourism Promotion District-R210	4110010			1200	28,665,311	32,200,000	32,200,000	0
Aviation Fuel (STD)-R215	4110010			1200	12,500,000	20,200,000	20,200,000	0
Consumer Use Tax (STD)-R221	4110010		DORMS1000221	1200	40,085	13,714	13,714	0
Consumer Use Tax - Excise (STD)-R487	4220010		DORMS1000487	1200	4,229	1,447	1,447	0

REVENUE COLLECTIONS/INCOME (BY SOURCE)

440- DEPARTMENT OF REVENUE				BR-7			Form ID: 34953
Hazardous Waste Site Clean Fund (ETD)-R035	4170010		1250	1,664,274	1,500,000	1,500,000	0
Surface Mining Reclamation-R110	4230010	DORMS4400006	1240	52,004	52,004	52,004	0
Severance Tax (SVTD)-R115	4230010	DORMS1000115	1240	835,614,862	791,000,000	791,000,000	0
Special Fuels 16 cents (ETD)-R165	4230010		1290	115,594,778	145,186,747	145,186,747	0
Special Fuels Timed Account (ETD)-R175	4155011		1290	28,898,695	29,032,511	29,032,511	0
Econ and Rate Analysis Div. Sup Fee (ETD)-R190			1605	0	0	0	0
Utility & Carrier Inspection & Supr Fund (ETD)-R185	4550020	DORMS1000185	1605	10,282,815	11,000,000	11,000,000	0
Tobacco Tax - Additional State Levy 5 (ETD)-R470	4220010	DORMS1000470	1355	8,208,439	8,267,968	8,267,968	0
Tobacco Tax - Act 390 - 2002 7 (ETD)-R481	4220010	DORMS1000481	1355	11,488,651	11,571,969	11,571,969	0
Tobacco Tax - Act 390 - 2002 5 (ETD)-R482	4220010	DORMS1000482	1355	8,208,439	8,267,968	8,267,968	0
Tobacco Tax - Act 752 - 2006 (ETD)-R483	4220010		1355	408,049	411,008	411,008	0
Tobacco Tax - Act 752 - 2006 (ETD)-R484			1355	0	0	0	0
Tobacco Tax - Old State Levy 8 (ETD)-R460	4220010	DORMS1000460	1355	12,728,617	12,820,927	12,820,927	0
Tobacco Tax Act 876 - 1984 8 (ETD)-R475	4220010	DORMS1000475	1355	52,047,182	52,424,637	52,424,637	0
Tobacco Tax Act 390 4/20 (ETD)-R480 & 7014	4220010	DORMS1000480	1355	13,120,847	13,216,001	13,216,001	0
Tobacco Tax New State Levy 3 (ETD)-R465	4550010	DORMS1000465	1355	4,928,227	4,963,968	4,963,968	0
Tobacco Tax - Act 94 - Medicaid (ETD)-R476	4220010		1355	0	0	0	0
Tobacco Tax - Act 4 - 2016 (ETD)-R477	4220010	DORMS1000477	1355	36,113,969	36,375,873	36,375,873	0
Tobacco Tax New State Levy 3 (ETD)-R478	4220010	DORMS1000478	1355	82,084,392	82,679,681	82,679,681	0
SUBTOTAL				12,516,710,242	12,093,017,746	12,093,017,746	0

OTHER RECEIPTS COLLECTED BY DOR	LAGOV GL			PRIOR YEAR ACTUAL 2023-2024	CURRENT YEAR ESTIMATED 2024-2025	TOTAL PROJECTED 2025-2026	OVER/UNDER CURRENT YEAR ESTIMATED
Sales - Acadia Parish Visitor Enterprise Fund - R250	4110012		1210	90,994	97,244	97,244	0
Sales - Allen Parish Capital Improvement Fund - R252	4110012		1210	135,496	215,871	215,871	0
Sales - Ascension Parish Visitor Enterprise Fund - R255	4110012		1210	1,693,642	1,250,000	1,250,000	0
Sales - Avoyelles Parish Visitor Enterprise Fund - R260	4110012		1210	119,606	120,053	120,053	0
Sales - Beauregard Parish Community Improvement Fund - R265	4110012		1210	165,469	105,278	105,278	0
Sales - Bienville Parish Tour & Econ Dev - R267	4110012		1210	34,140	27,527	27,527	0
Sales - Bossier City Civic Center Fund - R270	4110012		1210	2,668,052	18,742,772	18,742,772	0
Sales - Shreveport Riverfront & Convention Center Fund - R275	4110012		1210	2,933,943	2,155,204	2,155,204	0
Sales - Shreveport-Bossier Visitor Enterprise Fund - R277	4110012		1210	807,206	557,032	557,032	0
Sales - East of Calcasieu River Calcasieu Visitor Enterprise Fund Wd 1,2 - R280	4110012	DORMS1000280	1210	0	0	0	0
Sales - East of Calcasieu River Calcasieu Visitor Enterprise Fund Wd 3 - R281	4110012	DORMS1000281	1210	0	0	0	0
Sales - East of Calcasieu River East Ward 3 Lake Charles Civic Center - R282	4110012		1210	0	0	0	0
Sales - Calcasieu Higher Learning - R283	4110012	DORMS1000283	1210	1,832,686	1,452,073	1,452,073	0
Sales - West of Calcasieu River Community Center Fund - R285	4110012		1210	1,223,372	1,500,000	1,500,000	0
Sales - Caldwell Parish Economic Development Fund - R287	4110012		1210	266	169	169	0
Sales - Concordia Par Econ Dev Fd - R288	4110012		1210	206,199	87,738	87,738	0
Sales - Cameron Parish Tourism Development Fund - R290	4110012		1210	423,027	19,597	19,597	0
Sales - Claiborne Parish Tourism - R444	4110012		1210	0	0	0	0
Sales - Claiborne Parish - Town of Homer Econ Dev Fund - R291	4110012		1210	25,803	18,782	18,782	0
Sales - Desoto Parish Visitor Enterprise Fund - R292	4110012		1210	239,497	148,315	148,315	0
Sales - EBR Parish Baker Econ Dev Fund - R443	4110012		1210	31,651	39,499	39,499	0
Sales - EBR Parish Community Improvement Fund - R293	4110012		1210	3,189,234	2,575,872	2,575,872	0
Sales - EBR Parish Riverside Centroplex Fund - R295	4110012		1210	1,546,781	1,249,308	1,249,308	0
Sales - EBR Parish Enhancement Fund - R296	4110012		1210	1,594,616	1,387,936	1,387,936	0
Sales - East Carroll Visitor Enterprise Fund - R297	4110012		1210	9,510	7,158	7,158	0
Sales - East Feliciana Parish Tourist Commission Fund - R298	4110012		1210	7,893	2,693	2,693	0
Sales - Evangeline Visitor Enterprise Fund - R441	4110012		1210	53,306	43,071	43,071	0
Sales - Franklin Parish Visitor Enterprise Fund - R299	4110012		1210	45,255	33,811	33,811	0
Sales - Iberia Parish Tourist Commission Fund - R300	4110012		1210	386,814	424,794	424,794	0
Sales - Iberville Parish Visitor Enterprise Fund - R305	4110012		1210	130,078	116,858	116,858	0
Sales - Jackson Economic Development & Tourism Fund - R306	4110012		1210	75,660	27,775	27,775	0
Sales - Telephone Co Prop Assessment Relief Fund - R228	4110010		1210	6,962,289	6,962,289	6,962,289	0
Sales - Jefferson Parish Conv Center-Kenner-City - R229	4110012	DORMS1000229	1210	522,851	471,079	471,079	0
Sales - Jefferson Parish Conv Center - Kenner - R230	4110012	DORMS1000230	1210	507,167	456,948	456,948	0
Sales - Jefferson Parish Conv Center - East - R235	4110012	DORMS1000235	1210	772,130	695,674	695,674	0
Sales - Jefferson Parish Conv Center - West - R240	4110012	DORMS1000240	1210	488,450	440,084	440,084	0
Sales - Jefferson Parish Conv Center - All Other - R241 Fund	4110012	DORMS1000241	1210	1,145,808	1,032,351	1,032,351	0
Sales - Jefferson Parish Conv Center - Grand Isle - R242	4110012		1210	104,737	28,295	28,295	0
Sales - Jefferson Parish Conv Center - Gretna City - R243	4110012		1210	153,760	118,389	118,389	0
Sales - Jefferson Davis Visitor Enterprise Fund - R309	4110012		1210	160,951	224,460	224,460	0
Sales - Lafayette Parish Visitor Enterprise Fund - R310	4110012		1210	3,704,899	3,140,101	3,140,101	0
Sales - Lafourche Parish Enterprise Fund - R315	4110012		1210	319,589	349,984	349,984	0
Sales - Lafourche Par ARC Training & Dev - R316 For Rtrded cit	4110012		1210	314,795	344,734	344,734	0
Sales - La Salle Economic Development Fund - R317	4110012		1210	22,669	21,791	21,791	0

REVENUE COLLECTIONS/INCOME (BY SOURCE)

BR-7
Form ID: 34953

440- DEPARTMENT OF REVENUE							
Sales - Lincoln Parish Visitor Enterprise Fund - R320	4110012		1210	347,330	262,429	262,429	0
Sales - Lincoln Parish Municipalities Fund - R321	4110012		1210	342,119	258,492	258,492	0
Sales - Livingston Parish Tourism Improvement Fund - R322	4110012		1210	519,141	332,516	332,516	0
Sales - Madison & Richland Parish Visitor Enterprise Fund - R325			1210	0	0	0	0
Sales - Madison Parish Visitor Enterprise Fund - R326			1210	0	0	0	0
Sales - Madison Parish Visitor Enterprise Fund - R327	4110012		1210	21,432	34,326	34,326	0
Sales - Morehouse Parish Visitor Enterprise Fund - R330	4110012		1210	40,777	40,972	40,972	0
Sales - Morehouse Parish Bastrop Municipal Center Fund - R331	4110012		1210	40,167	40,357	40,357	0
Sales - Natchitoches Parish Historical District - R337	4110012		1210	532,168	319,165	319,165	0
Sales - Natchitoches Parish Visitor Enterprise Fund - R340	4110012		1210	179,181	130,000	130,000	0
Sales - N.O. Metro Convention & Visitors Bureau Fund - R245	4110012		1210	12,049,847	11,200,000	11,200,000	0
Sales - Ernest Morial Convention Center Fund - R247 Phase IV	4110012		1210	2,000,000	2,000,000	2,000,000	0
Sales - New Orleans Sports Franchise Fund - R248	4110012		1210	10,585,059	11,070,000	11,070,000	0
Sales - New Orleans Quality of Life Fund - R249	4110012		1210	6,878,847	4,300,000	4,300,000	0
Sales - Ouachita Parish Visitor Enterprise Fund - R345	4110012		1210	2,047,621	1,800,000	1,800,000	0
Sales - Plaquemines Visitor Enterprise Fund - R347	4110012		1210	393,361	228,102	228,102	0
Sales - Pointe Coupee Parish Visitor Enterprise Fund - R350	4110012		1210	95,004	40,281	40,281	0
Sales - Rapides Parish Coliseum -R351	4110012		1210	92,795	74,178	74,178	0
Sales - Rapides Parish Economic Development Fund -R352	4110012		1210	463,966	370,891	370,891	0
Sales - Red River Visitor Enterprise Fund -R442	4110012		1210	27,914	69,466	69,466	0
Sales - Alexandria/Pineville Area Tourism Fund - R353	4110012		1210	278,379	242,310	242,310	0
Sales - City of Pineville Economic Development Fund - R354	4110012		1210	278,379	222,535	222,535	0
SUBTOTAL				72,063,778	79,728,629	79,728,629	0

OTHER RECEIPTS COLLECTED BY DOR				PRIOR YEAR ACTUAL 2023-2024	CURRENT YEAR ESTIMATED 2024-2025	TOTAL PROJECTED 2025-2026	OVER/UNDER CURRENT YEAR ESTIMATED
Sales - Alexandria/Pineville Exhibition Hall Fund - R355	4110012		1210	298,773	250,417	250,417	0
Sales - Richland Parish Visitor Enterprise Fund - R356			1210	0	0	0	0
Sales - Richland Parish Visitor Enterprise Fund - R357	4110012		1210	117,429	116,715	116,715	0
Sales - Sabine Parish Tourism Improvement Fund - R358	4110012		1210	280,886	214,812	214,812	0
Sales - St Bernard Parish Enterprise Fund - R359	4110012		1210	318,498	116,399	116,399	0
Sales - St Charles Parish Visitor Enterprise Fund - R360	4110012		1210	330,867	250,000	250,000	0
Sales - St Charles River Parish Convention, Tourists & Visitors - R361	4110012	DORMS1000361	1210	111,402	116,596	116,596	0
Sales - St Helena Parish Tourism Commission Fund - R365			1210	0	0	0	0
Sales - St James Parish Enterprise Fund - R367	4110012		1210	46,614	30,756	30,756	0
Sales - St James River Parish Convention, Tourists & Visitors - R368	4110012	DORMS1000368	1210	15,695	16,427	16,427	0
Sales - St John the Baptist Convention Facility Fund - R370	4110012		1210	310,122	329,036	329,036	0
Sales - St John the Baptist River Parish Tourists, Convention & Visitors - R371	4110012	DORMS1000371	1210	104,418	109,287	109,287	0
Sales - St Landry Parish Old City Hall-City Market in Opelousas - R372	4110012	DORMS1000372	1210	266,098	373,159	373,159	0
Sales - St Landry Parish Tourism Fund - R375	4110012	DORMS1000375	1210	262,107	262,107	262,107	0
Sales - St Martin Parish Enterprise Fund - R380	4110012		1210	467,016	172,179	172,179	0
Sales - St Mary Parish Visitor Enterprise Fund - R381	4110012		1210	634,771	1,150,000	1,150,000	0
Sales - St Tammany Parish Tourist Commission Fund - R385	4110012		1210	2,512,905	1,859,793	1,859,793	0
Sales - Tangipahoa Parish Tourist Commission Fund - R390	4110012		1210	866,840	522,008	522,008	0
Sales - Tangipahoa Parish Economic Development Fund - R391	4110012		1210	291,864	175,760	175,760	0
Sales - Tensas Parish Visitor Enterprise Fund - R392	4110012		1210	11,683	1,941	1,941	0
Sales - Houma/Terrebonne Tourist Fund - R395	4110012		1210	648,700	573,447	573,447	0
Sales - Terrebonne Parish Visitor Enterprise Fund - R396	4110012		1210	638,972	564,845	564,845	0
Sales - Vermilion Parish Visitor Enterprise Fund - R400	4110012		1210	131,557	114,843	114,843	0
Sales - Vernon Parish Visitor Community Improvement Fund - R410	4110012		1210	375,640	428,272	428,272	0
Sales - Washington Parish Convention Facility - R420			1210	0	0	0	0
Sales - Washington Par Infrastructure & Park - R421			1210	0	50,000	50,000	0
Sales - Washington Parish Tourist Commission Fund - R425	4110012		1210	57,184	43,025	43,025	0
Sales - Washington Parish Economic Development & Tourist Fund - R426	4110012		1210	19,254	14,486	14,486	0
Sales - Webster Parish Convention & Visitors Bureau Fund - R430	4110012		1210	260,780	170,769	170,769	0
Sales - West Baton Rouge Parish Visitor Enterprise Fund - R435	4110012		1210	751,386	515,436	515,436	0
Sales - West Carroll Parish Visitor Enterprise Fund - R437	4110012		1210	21,661	17,076	17,076	0
Sales - West Feliciana Parish-St Francisville Economic Development - R438	4110012		1210	204,094	178,424	178,424	0
Sales - Winn Parish Tourism Fund - R440	4110012		1210	39,651	58,665	58,665	0
Sales - Grant Parish Economic Development Fund - R445	4110012		1210	8,033	2,007	2,007	0
Sales - Catalog Sales - Act 18-R220 Direct Marketer	4110010	DORMS1000220	1200	4,174,860	1,428,321	1,428,321	0
Self Generated Fees - Hotel/Motel (G/T)-S505	4110012		1210	1,881,341	1,881,341	1,881,341	0
Telecommunications Tax - R450	4280010		1220	2,562,949	876,847	876,847	0
Telecommunications for the Deaf - R451	4280010		1220	1,000,000	1,000,000	1,000,000	0
Sev - Oilfield Site Restoration - Gas-R100	4150010	DORMS1000451	1230	12,692,914	4,342,555	4,342,555	0
Sev - Oilfield Site Restoration - Oil-R100	4150011		1235	907,462	310,465	310,465	0
Marijuana and Controlled Dangerous Sub (ETD)-R081	4220010	DORMS1000081	1355	210	72	72	0

REVENUE COLLECTIONS/INCOME (BY SOURCE)

BR-7
Form ID: 34953

440- DEPARTMENT OF REVENUE								
Sports Facility Assistance Fun-S700	4710029		1810	5,237,600	5,237,600	5,237,600	0	0
Attakapas Wildlife Mgt Area-S520	4230010		1240	0	0	0	0	0
Wildlife Habitat -S866	4710029	DORMS1000866	1805	1,400	1,400	1,400	0	0
Coastal Protection and Restoration - S877	4710029		1805	0	0	0	0	0
Animal Welfare Task Force-S874	4710029		1805	0	0	0	0	0
Military Assistance Fund-S777	4710029	DORMS1000777	1805	15,276	15,276	15,276	0	0
Military Assistance Fund-S778	4710029	DORMS1000778	1805	47,353	47,353	47,353	0	0
Military Assistance Fund-S779	4710029	DORMS1000779	1805	2,105	2,105	2,105	0	0
Self Generated Fees - P & M Beer -S510	4520014	DORMS1000510	1720	(82,726)	0	0	0	0
SUBTOTAL				38,845,624	23,940,022	23,940,022	0	0
TOTAL				12,627,619,644	12,196,686,397	12,196,686,397	0	0

ESCROW FUND - AGENCY FUNDS AND TAXES PAID UNDER PROTEST

Attachment BR-7b

AGENCY FUNDS:	LAGOV GL			PRIOR YEAR ACTUAL 2023-2024	CURRENT YEAR ESTIMATED 2024-2025	TOTAL PROJECTED 2025-2026	OVER/UNDER CURRENT YEAR ESTIMATED
Consumer Use Distribution-S605	2220370		1810	0	0	0	0
Beer Tax P & M-S610	2220371		1810	3,013,285	3,013,285	3,013,285	0
Automobile Rental- Local-S615	2220372		1200	1,547,613	1,547,613	1,547,613	0
Hotel/Motel-S630	2220374		1210	142,902,687	142,902,687	142,902,687	0
Ernest Morial Convention Tour Sales - S625	2220373		1210	2,122,909	2,122,909	2,122,909	0
New Market Tax Credit - S660	2220377		1210	3,000,000	3,000,000	3,000,000	0
ODR - Non Tax Debt - S670	2220378		1385	35,179,271	35,179,271	35,179,271	0
Garrett Road Economic Development Project-Monroe-S675	2220379		1210	5,059,937	5,059,937	5,059,937	0
Tower Driver Economic Development Project-Monore-S676	2220380		1210	1,048,307	1,048,307	1,048,307	0
Ruston Cooperative Endeavor - S677	2220381		1210	5,769,280	5,769,280	5,769,280	0
Algiers Economic Development - S678	2220382		1210	747,104	747,104	747,104	0
Bass Pro Shop - S679	2220383		1210	0	0	0	0
Cabelas - S680	2220384		1210	175,054	175,054	175,054	0
Industrial Development Board of Lafayette - S681	2220385		1210	0	0	0	0
City of Broussard District Account - S682	2220386		1210	0	0	0	0
Rooms to Go - S683	2220387		1210	5,951	5,951	5,951	0
N. O. Exh. Hall Auth.-S640	2220376		1215	20,498,162	20,498,162	20,498,162	0
OSFA - Start Program - S870	2220394		1805	149,573	149,573	149,573	0
Primary Health Care Fund-S875	2220397		1805	0	0	0	0
LA Prostate Cancer Check-Off - S872	2220395		1805	8,566	8,566	8,566	0
LA Housing Trust Fund-S873			1805	0	0	0	0
LA Lung Cancer - S876	2220398		1805	0	0	0	0
Multiple Sclerosis - S879	2220399		1805	19	19	19	0
LA Food Bank - S880	2220400		1805	27,128	27,128	27,128	0
LA & New Orleans Bicentennial Comm - S881	2220401		1805	0	0	0	0
Make - A - Wish Foundation - S882	2220402		1805	4,298	4,298	4,298	0
LA Assoc of United Way - S883	2220403		1805	3,416	3,416	3,416	0
Ctr of Exc Autism Spec Dis - S884	2220404		1805	0	0	0	0
Alliance of Adv. End of Life Care - S885	2220405		1805	0	0	0	0
American Red Cross - S886	2220406		1805	12,860	12,860	12,860	0
New Oppr Waiver Fund - S887	2220407		1805	0	0	0	0
Friends of Palmetto Park - S888	2220408		1805	(1)	(1)	(1)	0
Dreams Come True - S889	2220409		1805	3,129	3,129	3,129	0
LA COA Against Domestic Violence - S890	2220410		1805	5,483	5,483	5,483	0
Crescent City Conn Lighting - S891	2220411		1805	0	0	0	0
LA National Guard Honor Military Fund -S892	2220412		1805	4,631	4,631	4,631	0
New Orleans Ferries - S893	2220413		1805	0	0	0	0
Bastion Comm of Resilience - S894	2220414		1805	0	0	0	0
Snap Fraud/Abuse Detect - S895	2220415		1805	0	0	0	0
LA Youth Leadership Seminar - S896	2220416		1805	0	0	0	0
Lighthouse for Blind in NO - S897	2220417		1805	0	0	0	0
ASSN for the Blind - S898	2220418		1805	0	0	0	0
LA Center for the Blind - S899	2220419		1805	0	0	0	0
Affiliated Blind of LA Inc. - S900	2220420		1805	0	0	0	0
LA St Troopers Charites - S901	2220421		1805	4,829	4,829	4,829	0
The American Rose Society - S902	2220422		1805	0	0	0	0
LA Naval War Memorial Comm - S903	2220423		1805	56	56	56	0
The Extra Mile - S904	2220424		1805	0	0	0	0
The Children's Therapeutic SVS - S905	2220425		1805	149	149	149	0

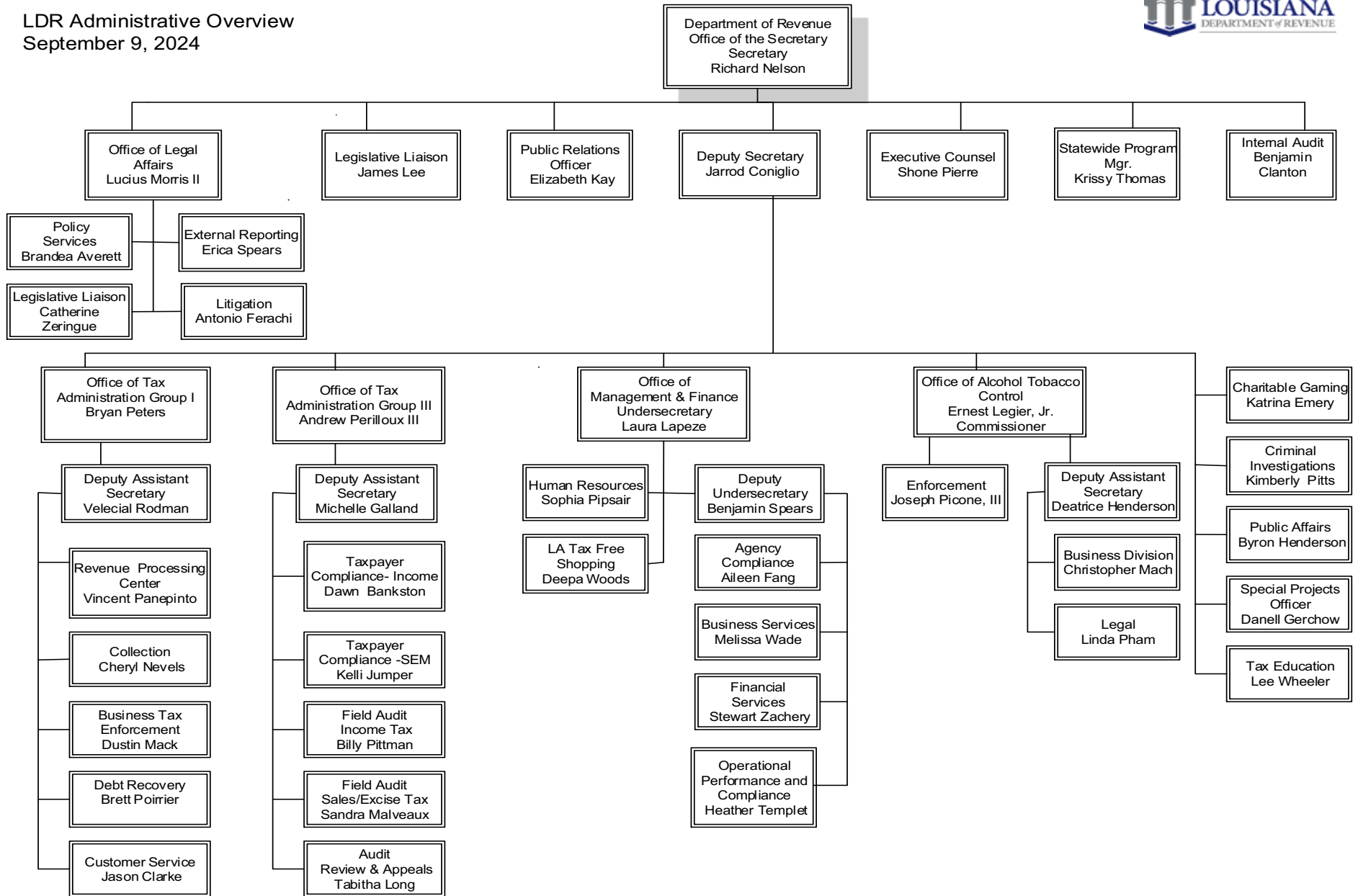
REVENUE COLLECTIONS/INCOME (BY SOURCE)

440- DEPARTMENT OF REVENUE							BR-7
Pet Overpopulation Advisory-S906		2220442	1805	2,804	2,804	2,804	Form ID: 34953
Horse Rescue Association-S907	2220443	1805	(614)	(614)	(614)	0	
Civil & Criminal Court-S910	2220426	1810	208,372	208,372	208,372	0	
Corrections/Public Safety Garn.-S915	2220427	1810	0	0	0	0	
Corrections/Probation-Parole-S917	2220428	1810	2,146,114	2,146,114	2,146,114	0	
DSS Recovery Sec. Garn.-S940	2220433	1810	0	0	0	0	
DHH Health Srv. Garn.-S920	2220429	1810	0	0	0	0	
DDS Child Support Garn.-S935	2220432	1810	3,617,961	3,617,961	3,617,961	0	
DOL Unemployment. Ins. Garn.-S930	2220431	1810	5,194,266	5,194,266	5,194,266	0	
LA Student Fin. Asst. Comm.-S950	2220434	1810	1,374,904	1,374,904	1,374,904	0	
DOJ Student/Teacher Garn.-S925	2220430	1810	6,657,667	6,657,667	6,657,667	0	
Dept. of Wildlife & Fisheries - S955	2220435	1810	0	0	0	0	
Dept. of Agriculture & Forestry - S965	2220437	1810	0	0	0	0	
Garnishments-Parishes & Municipalities - S970	2220438	1810	0	0	0	0	
DHH Bureau of Legal Services - S975	2220439	1810	0	0	0	0	
EBR Office of Public Defender - S980	2220440	1810	609,563	609,563	609,563	0	
Gen. Susp. Cash Bond-Indiv Income-SC08	4710099	DORSC1000008	0	0	0	0	
Gen. Susp. Cash Bond-Contractors-SC06	4710099	DORSC1000006	0	0	0	0	
Gen. Susp. Cash Bond-Gas & Insp.-SC07	4710099	DORSC1000007	0	0	0	0	
General Suspense-SC01	4710099	DORSC1000001	2,370,924	2,370,924	2,370,924	0	
Electronic Fund Transfer-Suspense-SC02	4710099	DORSC1000002	7,974,856	7,974,856	7,974,856	0	
General Suspense-ABC - SC03	4710099	DORSC1000003	0	0	0	0	
General Suspense Cash Bond-Beer-SC05	4710099	DORSC1000005	0	0	0	0	
Gen. Susp. Cash Bond-Special Fuels-SC10	4710099	DORSC1000010	0	0	0	0	
Gen. Susp. Attorney General Collections-SC11	4710099	DORSC1000011	6,699,798	6,699,798	6,699,798	0	
TOTAL AGENCY FUNDS			258,150,312	258,150,313	258,150,313	0	

Part 2. Collections/Income Not Available for Expenditure

		LAGOV		PRIOR YEAR ACTUAL	CURRENT YEAR ESTIMATED	TOTAL PROJECTED	OVER/UNDER CURRENT YEAR
TAXES PAID UNDER PROTEST:		GL		2023-2024	2024-2025	2025-2026	ESTIMATED
Automobile Rental Taxes-E005	2220331	1810		0	0	0	0
Hazardous Waste Disposal-E030	2220335	1810		0	0	0	0
Corporation Income & Franchise Taxes-E040	2220336	1810		4,633,252	4,633,252	4,633,252	0
Individual Income Tax-E045	2220338	1810		532,804	532,804	532,804	0
Withholding Income Tax-E046	2220339	1810		33,683	33,683	33,683	0
Fiduciary Income Tax-E050	2220340	1810		2,908	2,908	2,908	0
Alcohol-E060	2220342	1810		0	0	0	0
Gasoline Tax-E125	2220355	1810		2,151	2,151	2,151	0
Natural Gas Franchise-E192	2220359	1810		0	0	0	0
Transportation & Communication-E195	2220360	1810		0	0	0	0
Ernest Morial Conv. Center - Tour Tax-E620	2220367	1810		0	0	0	0
Sales Tax-E200	2220361	1810		17,738	17,738	17,738	0
Pipeline Safety Inspection Fee		1810		0	0	0	0
General Severance-E115	2220353	1810		307,219	307,219	307,219	0
Inspection & Supervision-E180	2220358	1810		0	0	0	0
Tobacco Unclassified-E455	2220365	1810		60,155	60,155	60,155	0
New Orleans Hotel/Motel-E630	2220368	1810		597,141	597,141	597,141	0
New Orleans Exhibition Hall Authority-E640	2220369	1810		0	0	0	0
Oilfield Site Restoration - Gas-E100	2220349	1810		0	0	0	0
Oilfield Site Restoration - Oil-E101	2220350	1810		0	0	0	0
General Suspense-SU01	2220330	1810		0	0	0	0
TOTAL TAXES PAID UNDER PROTEST				6,187,051	6,187,051	6,187,051	0
TOTAL ESCROW FUND				264,337,363	264,337,364	264,337,364	0

LDR Administrative Overview
September 9, 2024





EXECUTIVE DEPARTMENT
OFFICE OF THE GOVERNOR
EXECUTIVE ORDER NUMBER 24-11

Actions to Mitigate the State's Impending Fiscal Cliff

WHEREAS, on January 17, 2024, the Five Year Baseline Projection was presented to the Joint Legislative Committee on the Budget documenting the projected revenues based on the adopted Revenue Estimating Conference forecast and the projected expenditures for the current fiscal year and the ensuing four fiscal years.

WHEREAS, the Five Year Baseline Projection is commonly used to determine if the state is expected to have a surplus or deficit in future years.

WHEREAS, the Five Year Baseline Projection shows the incoming administration is facing a (\$64,770,901) deficit for Fiscal Year 2024-2025 for which it is responsible for preparing a balanced Governor's Executive Budget by February 9, 2024.

WHEREAS, the Five Year Baseline Projection also shows a large deficit (commonly called a fiscal cliff) in Fiscal Year 2025-2026 of (\$558,784,913), growing to a deficit of (\$733,381,780) in Fiscal Year 2027-2028.

WHEREAS, the fiscal cliff in Fiscal Year 2025-2026 is caused by projected revenues decreasing by (3.47%) or (\$416,200,000) as compared to projected expenditures increasing by 0.65% or \$77,814,012.

WHEREAS, one month after taking office, the new administration will address the Fiscal Year 2024-2025 deficit of (\$64,770,901) in the Governor's Executive Budget presented on February 9, 2024.

WHEREAS, it is advantageous to begin addressing the future fiscal cliffs as early as possible in order to provide a balanced budget for all ensuing fiscal years.

NOW THEREFORE, I, JEFF LANDRY, Governor of the State of Louisiana, by virtue of the authority vested by the Constitution do hereby order and direct as follows:

Section 1: Every department shall review the following areas through the end of the current fiscal year in order to identify savings that can be implemented in Fiscal Year 2024-2025 to begin preparing for the fiscal cliff in Fiscal Year 2025-2026:

- A. Review expenditures planned for the remainder of the current fiscal year and identify opportunities for reductions. The savings identified in the current year will result in annualized savings in future fiscal years.
- B. Evaluate contracts, especially those that are expiring, to determine if they are necessary to renew or if they can be reduced or terminated going forward.
- C. Evaluate staffing and determine where funded vacancies can be eliminated.
- D. Evaluate all large acquisitions to determine if there are more cost-effective alternatives or if the acquisition is necessary at all.
- E. Review all programs that are not statutorily required to determine if they can be eliminated, reduced, or phased out.
- F. Review all activities to identify areas of duplication within the department or across departments.
- G. Determine any other discretionary State General Fund spending that can be reduced or eliminated.
- H. Determine any other efficiencies that can be implemented to save State General Fund dollars or improve delivery of services without increasing costs.

Section 2: Each department's November 1, 2024 budget request shall include the savings identified in accordance with Section 1 of this Order.

Section 3: This Order is effective upon signature and shall remain in effect until November 2, 2024.



IN WITNESS WHEREOF, I have set my hand officially and caused to be affixed the Great Seal of Louisiana in the City of Baton Rouge, on this 24th day of January, 2024.


Jeff Landry
GOVERNOR OF LOUISIANA

ATTEST BY THE
SECRETARY OF STATE

Nancy Landry
SECRETARY OF STATE

BR Addendum #6

12-440

09/24

Executive Order Number 24-11 was established to review actions to mitigate the state’s impending fiscal cliff. Every Department was required to review the following areas to identify savings that can be implemented in Fiscal Year 2024-2025 to begin preparing for the fiscal cliff in fiscal year 2025-2026:

- A. Review expenditures planned for the remainder of the current fiscal year and identify opportunities for reductions. The savings identified in the current year will result in annualized savings in future fiscal years.
- B. Evaluate contracts, especially those that are expiring, to determine if they are necessary to renew or if they can be reduced or terminated going forward.
- C. Evaluate staffing and determine where funded vacancies can be eliminated.
- D. Evaluate all large acquisitions to determine if there are more cost-effective alternatives or if the acquisition is necessary at all.
- E. Review all programs that are not statutorily required to determine if they can be eliminated, reduced, or phased out.
- F. Review all activities to identify areas of duplication within the department or across departments.
- G. Determine any other discretionary State General Fund spending that can be reduced or eliminated.
- H. Determine any other efficiencies that can be implemented to save State General Fund dollars or improve delivery of services without increasing costs.

The information contained within this document is the result of an agency-wide effort from the Department of Revenue (LDR) to achieve better savings and efficiency.

LDR is comprised of one budget unit broken down into three programs: The Tax Collection Program, The Office of Alcohol and Tobacco Control (ATC) and the Office of Charitable Gaming (OCG). Collectively, each program works together to provide the core services to taxpayers of the State of Louisiana and stakeholders of the agency.

BR Addendum #6

12-440

09/24

LDR's Tax Collections Program 2025-2026 budget request includes other adjustments needed for the continuity of operations in addition to savings that were identified in this document. LDR will reinvest the savings identified into our operations and also create a reduction in our request for other adjustments.

CB-8 Other Adjustments	Amount
LDR increase needed for FY2025-2026	\$ 1,537,100.00
Executive Order 24-11 Savings	\$ (1,840,500.00)
Net Reduction for FY2025-2026	\$ (303,400.00)

Section 1A: Review expenditures planned for the remainder of the current fiscal year and identify opportunities for reductions. The savings identified in the current year will result in annualized savings in future fiscal years.

<u>Means of Finance</u>	FY25	FY26
State General Fund (Direct)	\$0	\$0
Interagency Transfers	\$0	\$0
Fees and Self-generated Revenues	\$424,500	\$483,000
Statutory Dedications	\$0	\$0
Federal Funds	\$0	\$0
Total Means of Finance	\$424,500	\$483,000
<u>Expenditures</u>		
Commitment Item Category		
Salaries	\$0	\$0
Other Compensation	\$0	\$0
Related Benefits	\$0	\$0
Total Personal Services	\$0	\$0
Travel	\$0	\$0
Operating Services	\$111,000	\$111,000
Supplies	\$0	\$0
Total Operating Services	\$111,000	\$111,000
Professional Services	\$0	\$0
Other Charges	\$0	\$0
Debt Service	\$0	\$0
Interagency Transfers	\$313,500	\$372,000
Total O/C, Debt Service, and IAT	\$313,500	\$372,000
Acquisitions		
Major Repairs		
Total Acquisitions and Major Repairs	\$0	\$0
TOTAL EXPENDITURES	\$424,500	\$483,000
CLASSIFIED POSITIONS	0	0
UNCLASSIFIED POSITIONS	0	0
TOTAL AUTHORIZED OTHER CHARGES POSITIONS	0	0
TOTAL NON-T.O. FTE POSITIONS	0	0

Section 1A: Review expenditures planned for the remainder of the current fiscal year and identify opportunities for reductions. The savings identified in the current year will result in annualized savings in future fiscal years.

Explanation of Current-Year Savings Identified that May Be Annualized

See attached narrative.

A. COST SAVINGS IDENTIFICATION IN CURRENT YEAR

LDR reviewed costs planned for the remainder of fiscal year 2024-2025 and identified opportunities for reduction. LDR determined whether the savings identified would result in one-time or annualized savings.

DECOMMISSION SERVERS

Upgrades to the tax system created opportunities to eliminate certain network servers. LDR reviewed network servers scheduled for upgrade and identified certain servers no longer needed. Those identified were decommissioned. The elimination of certain servers will save approximately \$30,000 per year.

BUILDING SECURITY

A review of the LaSalle building security was conducted with the assistance of LaSalle Building tenants and Capitol Police. Security resources were being paid during hours the building was closed and locked.

Additional, security did not appear to be beneficial during non-working hours, since, levels of security were already in place regarding sensitive data and other items. The elimination of security resources on nights, weekends and holidays will save LDR approximately \$225,000 per year.

BUSINESS TAX LIENS

LDR determined the amount of business tax liens filed with the clerk of courts throughout Louisiana did not substantially increase collections or provide a significant incentive for voluntary compliance. The elimination of filing business tax liens will save LDR approximately \$111,000 per year.

PREPRINTED SALES TAX RETURNS

LDR will no longer provide business taxpayers with preprinted sales tax returns after the distribution of the December 2024 Louisiana state sales tax return. Business taxpayers are being encouraged to use electronic filing. For those business taxpayers still wanting to file a paper return, they can utilize self-help alternatives.

LDR will cease the production of printed copies with the January 2025 return. The elimination of preprinted sales tax returns will save LDR approximately \$58,500 in savings for Fiscal Year 2024-2025 and approximately \$117,000 in subsequent years.

Section 1B: Evaluate contracts, especially those that are expiring, to determine if they are necessary to renew or if they can be reduced or terminated going forward.

<u>Means of Finance</u>	<u>Contracts</u>
State General Fund (Direct)	\$0
Interagency Transfers	\$0
Fees and Self-generated Revenues	\$857,500
Statutory Dedications	\$0
Federal Funds	\$0
Total Means of Finance	\$857,500
 <u>Expenditures</u>	
Commitment Item Category	
Salaries	\$0
Other Compensation	\$0
Related Benefits	\$0
Total Personal Services	\$0
Travel	\$0
Operating Services	\$0
Supplies	\$0
Total Operating Services	\$0
Professional Services	\$257,500
Other Charges	\$0
Debt Service	\$0
Interagency Transfers	\$600,000
Total O/C, Debt Service, and IAT	\$600,000
Acquisitions	
Major Repairs	
Total Acquisitions and Major Repairs	\$0
TOTAL EXPENDITURES	\$857,500
CLASSIFIED POSITIONS	0
UNCLASSIFIED POSITIONS	0
TOTAL AUTHORIZED OTHER CHARGES POSITIONS	0
TOTAL NON-T.O. FTE POSITIONS	0

BR Addendum #6

12-440

9/24

Section 1B: Evaluate contracts, especially those that are expiring, to determine if they are necessary to renew or if they can be reduced or terminated going forward.

Number of Contracts that may be terminated or reduced:

Explain each contract that may be terminated or reduced below:

See attached narrative.

BR Addendum #6

12-440

09/24

B. CONTRACTS

TRANSFER PRICING

LDR will no longer need a contracted consultant due to the suspension of its transfer pricing audit methodology. The elimination of the consultant contract will save LDR \$257,500 per year.

TAX SYSTEM HOSTING SERVICES

LDR researched and compared the cost and hosting servers option between the Office of Technology Services' (OTS) and FAST's, LDR's integrated tax system vendor.

LDR determined FAST could provide a better hosting environment at a lower cost than OTS. LDR met with OTS who agreed FAST could provide better options at a lower cost. The elimination of OTS hosting the department's integrated tax system and allowing FAST to provide the hosting services will save approximately \$600,000 per year.

Section 1C: Evaluate staffing and determine where funded vacancies can be eliminated.

<u>Means of Finance</u>	Staffing and Vacancies
State General Fund (Direct)	\$0
Interagency Transfers	\$0
Fees and Self-generated Revenues	\$0
Statutory Dedications	\$0
Federal Funds	\$0
Total Means of Finance	\$0
<u>Expenditures</u>	
Commitment Item Category	
Salaries	\$0
Other Compensation	\$0
Related Benefits	\$0
Total Personal Services	\$0
Travel	\$0
Operating Services	\$0
Supplies	\$0
Total Operating Services	\$0
Professional Services	\$0
Other Charges	\$0
Debt Service	\$0
Interagency Transfers	\$0
Total O/C, Debt Service, and IAT	\$0
Acquisitions	\$0
Major Repairs	\$0
Total Acquisitions and Major Repairs	\$0
TOTAL EXPENDITURES	\$0
CLASSIFIED POSITIONS	0
UNCLASSIFIED POSITIONS	0
TOTAL AUTHORIZED OTHER CHARGES POSITIONS	0
TOTAL NON-T.O. FTE POSITIONS	0

Section 1C: Evaluate staffing and determine where funded vacancies can be eliminated.

Explain each position that may be reduced with a brief description below:



BR Addendum #6

12-440

09/24

C. STAFFING AND VACANCIES - EVALUATE STAFFING AND DETERMINE WHERE FUNDED VACANCIES CAN BE ELIMINATED.

N/A

Section 1D: Evaluate all large acquisitions to determine if there are more cost-effective alternatives or if the acquisition is necessary at all.

<u>Means of Finance</u>	<u>Acquisitions</u>
State General Fund (Direct)	\$0
Interagency Transfers	\$0
Fees and Self-generated Revenues	\$0
Statutory Dedications	\$0
Federal Funds	\$0
Total Means of Finance	\$0
 <u>Expenditures</u>	
Commitment Item Category	
Salaries	\$0
Other Compensation	\$0
Related Benefits	\$0
Total Personal Services	\$0
Travel	\$0
Operating Services	\$0
Supplies	\$0
Total Operating Services	\$0
Professional Services	\$0
Other Charges	\$0
Debt Service	\$0
Interagency Transfers	\$0
Total O/C, Debt Service, and IAT	\$0
Acquisitions	\$0
Major Repairs	\$0
Total Acquisitions and Major Repairs	\$0
 TOTAL EXPENDITURES	 \$0
CLASSIFIED POSITIONS	0
UNCLASSIFIED POSITIONS	0
TOTAL AUTHORIZED OTHER CHARGES POSITIONS	0
TOTAL NON-T.O. FTE POSITIONS	0

Section 1D: Evaluate all large acquisitions to determine if there are more cost-effective alternatives or if the acquisition is necessary at all.

Explain each acquisition that may be reduced with a brief description below:



BR Addendum #6

12-440

09/24

D. ACQUISITIONS - EVALUATE ALL LARGE ACQUISITIONS TO DETERMINE IF THERE ARE MORE COST-EFFECTIVE ALTERNATIVES OR IF THE ACQUISITION IS NECESSARY AT ALL.

N/A

Section 1E: Review all programs that are not statutorily required to determine if they can be eliminated, reduced, or phased out.

<u>Means of Finance</u>	<u>Programs and Initiatives</u>
State General Fund (Direct)	\$0
Interagency Transfers	\$0
Fees and Self-generated Revenues	\$0
Statutory Dedications	\$0
Federal Funds	\$0
Total Means of Finance	\$0
<u>Expenditures</u>	
Commitment Item Category	
Salaries	\$0
Other Compensation	\$0
Related Benefits	\$0
Total Personal Services	\$0
Travel	\$0
Operating Services	\$0
Supplies	\$0
Total Operating Services	\$0
Professional Services	\$0
Other Charges	\$0
Debt Service	\$0
Interagency Transfers	\$0
Total O/C, Debt Service, and IAT	\$0
Acquisitions	\$0
Major Repairs	\$0
Total Acquisitions and Major Repairs	\$0
TOTAL EXPENDITURES	\$0
CLASSIFIED POSITIONS	0
UNCLASSIFIED POSITIONS	0
TOTAL AUTHORIZED OTHER CHARGES POSITIONS	0
TOTAL NON-T.O. FTE POSITIONS	0

Section 1E: Review all programs that are not statutorily required to determine if they can be eliminated, reduced, or phased out.

Explain each program or initiative that may be eliminated, reduced, or phased out below.



E. PROGRAMS & INITIATIVES - REVIEW ALL PROGRAMS THAT ARE NOT STATUTORILY REQUIRED TO DETERMINE IF THEY CAN BE ELIMINATED, REDUCED, OR PHASED OUT.

LOUISIANA TAX FREE SHOPPING

The Louisiana Tax Free Shopping Program (LTFS) was not recreated and will sunset under the provisions of Act 255 of the 2023 Regular Session. This program provided tax incentives for International visitors by providing a refund of all state and some local sales tax for certain purchases. This program was primarily self-funded by handling fees deducted from the sales tax refunded. LDR in recent years assisted LTFS with operating budget shortfall upwards of \$400,000. The elimination of LTFS will save approximately \$650,000 per year in state general fund dollars.

Section 1F: Review all activities to identify areas of duplication within the department or across departments.

<u>Means of Finance</u>	<u>Areas of Duplication</u>
State General Fund (Direct)	\$0
Interagency Transfers	\$0
Fees and Self-generated Revenues	\$500,000
Statutory Dedications	\$0
Federal Funds	\$0
Total Means of Finance	\$500,000
 <u>Expenditures</u>	
Commitment Item Category	
Salaries	\$0
Other Compensation	\$0
Related Benefits	\$0
Total Personal Services	\$0
Travel	\$0
Operating Services	\$0
Supplies	\$0
Total Operating Services	\$0
Professional Services	\$0
Other Charges	\$0
Debt Service	\$0
Interagency Transfers	\$500,000
Total O/C, Debt Service, and IAT	\$500,000
Acquisitions	\$0
Major Repairs	\$0
Total Acquisitions and Major Repairs	\$0
 TOTAL EXPENDITURES	 \$500,000
CLASSIFIED POSITIONS	0
UNCLASSIFIED POSITIONS	0
TOTAL AUTHORIZED OTHER CHARGES POSITIONS	0
TOTAL NON-T.O. FTE POSITIONS	0

BR Addendum #6

12-440

9/24

Section 1F: Review all activities to identify areas of duplication within the department or across departments.

Explain duplications of efforts elsewhere, and where the duplication is occurring below:

See Attached Narrative.

F. AREAS OF DUPLICATION - REVIEW ALL ACTIVITIES TO IDENTIFY AREAS OF DUPLICATION WITHIN THE DEPARTMENT OR ACROSS DEPARTMENTS.

STATEMENTS OF ACCOUNT (SOFA) MAILINGS

LDR discontinued mailing Statements of Accounts (SOFA) to taxpayers. This will save the state and taxpayers money and resources by eliminating printing and mailing costs, as well as reducing paper waste. The elimination of SOFA mailings will save approximately \$500,000 per year.

Section 1G: Determine any other discretionary State General Fund spending that can be reduced or eliminated.

<u>Means of Finance</u>	Discretionary Reductions
State General Fund (Direct)	\$0
Interagency Transfers	\$0
Fees and Self-generated Revenues	\$0
Statutory Dedications	\$0
Federal Funds	\$0
Total Means of Finance	\$0
<u>Expenditures</u>	
Commitment Item Category	
Salaries	\$0
Other Compensation	\$0
Related Benefits	\$0
Total Personal Services	\$0
Travel	\$0
Operating Services	\$0
Supplies	\$0
Total Operating Services	\$0
Professional Services	\$0
Other Charges	\$0
Debt Service	\$0
Interagency Transfers	\$0
Total O/C, Debt Service, and IAT	\$0
Acquisitions	\$0
Major Repairs	\$0
Total Acquisitions and Major Repairs	\$0
 TOTAL EXPENDITURES	 \$0
CLASSIFIED POSITIONS	0
UNCLASSIFIED POSITIONS	0
TOTAL AUTHORIZED OTHER CHARGES POSITIONS	0
TOTAL NON-T.O. FTE POSITIONS	0

Section 1G: Determine any other discretionary State General Fund spending that can be reduced or eliminated.

Explain the nature of any discretionary reductions below:



BR Addendum #6

12-440

09/24

G. DISCRETIONARY REDUCTIONS - DETERMINE ANY OTHER DISCRETIONARY STATE GENERAL FUND SPENDING THAT CAN BE REDUCED OR ELIMINATED.

N/A

Section 1H: Determine any other efficiencies that can be implemented to save State General Fund dollars or improve delivery of services without increasing costs.

<u>Means of Finance</u>	<u>Efficiencies</u>
State General Fund (Direct)	\$0
Interagency Transfers	\$0
Fees and Self-generated Revenues	\$0
Statutory Dedications	\$0
Federal Funds	\$0
Total Means of Finance	\$0
<u>Expenditures</u>	
Commitment Item Category	
Salaries	\$0
Other Compensation	\$0
Related Benefits	\$0
Total Personal Services	\$0
Travel	\$0
Operating Services	\$0
Supplies	\$0
Total Operating Services	\$0
Professional Services	\$0
Other Charges	\$0
Debt Service	\$0
Interagency Transfers	\$0
Total O/C, Debt Service, and IAT	\$0
Acquisitions	
Major Repairs	
Total Acquisitions and Major Repairs	\$0
TOTAL EXPENDITURES	\$0
CLASSIFIED POSITIONS	0
UNCLASSIFIED POSITIONS	0
TOTAL AUTHORIZED OTHER CHARGES POSITIONS	0
TOTAL NON-T.O. FTE POSITIONS	0

BR Addendum #6

12-440

9/24

Section 1H: Determine any other efficiencies that can be implemented to save State General Fund dollars or improve delivery of services without increasing costs.

Explain the nature and source of the identified efficiencies below:

A large, empty rectangular box with a thin black border, intended for the user to provide details on the nature and source of identified efficiencies.

H. EFFICIENCIES - DETERMINE ANY OTHER EFFICIENCIES THAT CAN BE IMPLEMENTED TO SAVE STATE GENERAL FUND DOLLARS OR IMPROVE DELIVERY OF SERVICES WITHOUT INCREASING COSTS.**DIGITAL SIGNAGE AGREEMENT**

LDR provides information to internal visitors of the LaSalle Building through digital signage in centralized locations on each floor. LDR reviewed this current process and determined it should make a change in its digital signage vendor. This resulted in minor savings.

BUILDING SECURITY

LDR and its employees are obligated to protect Federal Tax Information (FTI). Barriers must be placed between visitors' access to FTI data. To comply with Internal Revenue Service (IRS) requirements LDR is working with State Buildings & Grounds to install card readers on elevators and stairwells in the LaSalle Building.

CHATBOT

LDR is developing a chatbot feature on our website named Pierre Pelican. Pierre Pelican will assist taxpayers in a variety of ways which will reduce phone calls, deposit money faster, and allow department resources to work on higher priorities.

CORE ACH

LDR's existing bank payment file transfer process involves utilizing the *OTS Bank Management System (BMS)*. After thorough consideration and review of the *FAST Core ACH* product, LDR converted from *BMS* to *Core ACH*. The benefit of utilizing *Core ACH* is process efficiency. FAST has dedicated resources to monitor payment file transfers, refund statuses, and payment processing.

CREDIT CARD and OTHER ELECTRONIC PAYMENT PROCESSING CONTRACT

LDR has procured a new vendor to handle credit cards and other forms of electronic payments which will now include ATC, OCG, and Office of Debt Recovery. The new vendors' fee structure is lower than LDR's current vendor. The fees charged are passed-on to taxpayers and doesn't have a direct impact to LDR's budget.

LDR WEBSITE

LDR is in the development phase of redesigning its website with OTS. The new website will be on a robust, easy to use platform allowing changes and updates to be made easier. This new, modern website will provide a better taxpayer experience with added features and easy to find information.

BR Addendum #6

12-440

09/24

ELECTRONIC LOCAL RETURN AND REMITTANCE SYSTEM

ACT 375 of the 2023 Regular session required LDR to fund the electronic local return and remittance system until a new system was fully operational. The annual cost of the current system is capped at \$504,000, per statute. The new system is required to be fully operational, per statute, by Fiscal Year 2026-2027 at which time LDR will cease funding.

PROVIDING SCANNING RESOURCES TO OTHER AGENCIES

LDR is in the planning stage with the Department of Children & Family Services (DCFS) and OTS on scanning DCFS documents. LDR has a fully resourced, robust, state-of-the-art document scanning department capable of operating 24/7.

OPERATIONAL PERFORMANCE AND COMPLIANCE DIVISION

LDR created a new unit within the Office of Management and Finance. The Operational Performance and Compliance Division assists other divisions in the continuous improvement of LDR by coordinating, developing, and managing projects. The goal is to enhance efficiency, optimize processes, and ensure better outcomes for both the organization and the public. The team members will analyze performance data, review processes, perform research, implement process improvements, or evaluate service quality to drive positive change and promote continuous improvement.

BUILDING LEASES AND CONSOLIDATION OF OFFICE SPACE

LDR is reviewing its physical presence throughout Louisiana. We have determined that leasing of office space in Lake Charles can be reduced. Also, researching to determine if the LaSalle Building is being used as efficiently as possible.

Under the prior administration, regional offices throughout the state were reopened to service the needs of taxpayers. In addition, a decision was made to open physical locations in both Houston and Dallas Regions. These locations were solely for audit staff and not designed to service walk-in taxpayers.

LDR reviewed our regional office presence and determined Houston and Dallas, which do not provide walk-in taxpayer assistance, wasn't needed. Leases in both locations were terminated at the beginning of Fiscal Year 2024-2025. Field auditors in these locations work mostly at corporations being audited or telework.

HOUSE RESOLUTION NO. 264

BE IT FURTHER RESOLVED that the House of Representatives of the Legislature of Louisiana does hereby urge and request each state department to report to the legislature, prior to January 1, 2025, on the following with respect to such funding requests:

BR Addendum #6

12-440

09/24

- (1) A descriptive list of the programs and policies that were identified as unfunded pursuant to this Resolution.
- (2) The amounts requested to fund those programs and policies for fiscal years 2022- 2023, 2023-2024, and 2024-2025.
- (3) The amounts appropriated for those programs and policies in each of those fiscal years.
- (4) Recommendations regarding the modification or continuation of such programs and policies.

Act 414 (House Bill #635) of the 2023 Regular Session established the Department of Wildlife Fisheries, Office of State Fire Marshal, and Louisiana Public Defender Board Compensation Fund which provided funding to the Office of Alcohol and Tobacco Control for the exclusive purpose of enforcement of vapor products and electronic cigarettes.

A BA-7 (attached) in the amount of \$600,000 was submitted and withdrawn because the Revenue Estimating Conference (REC) had not recognized the Dept. of Wildlife & Fisheries, Office of State Fire Marshal, and LA Public Defender Board Compensation Fund (P50).

The funding obligation within Act 414 is generally unfunded. The intent of the bill was to collect and distribute taxes in such a way as to partially fund the ATC vape enforcement effort. However, what ATC has noticed is a reduction in sales of products because of the removal of popular (but now illegal products) from the shelves. Although ATC continues to seize a large number of illegal products (which indicates the products may still be sold anyway), taxes would not be remitted on illegal sales.

R.S 3:1484 (consumable hemp) et. al. is unfunded. The enabling legislation for CBD created a market for thousands of permittees without increasing fees, penalties and spending authorization to increase enforcement assets necessary to regulate this effort appropriately.



This page has been intentionally left blank



This page has been intentionally left blank

