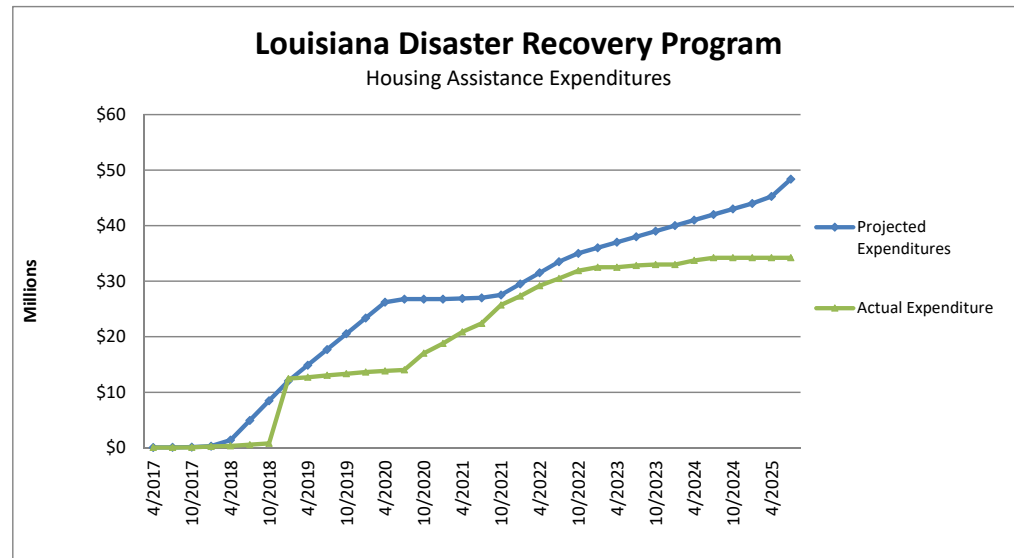


NDR FINANCIAL PROJECTIONS

Housing	4/2017	7/2017	10/2017	1/2018	4/2018	7/2018	10/2018	1/2019	4/2019	7/2019	10/2019	1/2020	4/2020	7/2020
Projected Expenditures	\$70,622	\$87,062	\$125,997	\$295,101	\$1,389,471	\$4,939,047	\$8,488,624	\$12,038,200	\$14,873,590	\$17,708,980	\$20,544,370	\$23,379,760	\$26,215,150	\$26,768,940
Quarterly Projection	\$70,622	\$16,440	\$38,935	\$169,104	\$1,094,370	\$3,549,576	\$3,549,576	\$3,549,576	\$2,835,390	\$2,835,390	\$2,835,390	\$2,835,390	\$2,835,390	\$553,790
Actual Expenditure	\$48,183	\$61,833	\$88,950	\$239,950	\$352,241	\$559,699	\$800,489	\$12,464,898	\$12,710,042	\$13,043,843	\$13,333,705	\$13,645,406	\$13,843,311	\$14,028,490
Actual Quarterly Expend (from QPRs)	\$48,183	\$13,650	\$27,118	\$151,000	\$112,291	\$207,458	\$240,790	\$11,664,409	\$245,145	\$333,801	\$289,862	\$311,701	\$197,905	\$185,179

	10/2020	1/2021	4/2021	7/2021	10/2021	1/2022	4/2022	7/2022	10/2022	1/2023	4/2023	7/2023	10/2023	1/2024
Projected Expenditures	\$26,768,940	\$26,768,940	\$26,893,940	\$27,018,940	\$27,518,940	\$29,518,940	\$31,518,940	\$33,518,940	\$35,018,940	\$36,018,940	\$37,018,940	\$38,018,940	\$39,018,940	\$40,018,940
Quarterly Projection	\$0	\$0	\$125,000	\$125,000	\$500,000	\$2,000,000	\$2,000,000	\$2,000,000	\$1,500,000	\$1,000,000	\$1,000,000	\$1,000,000	\$1,000,000	\$1,000,000
Actual Expenditure	\$17,020,806	\$18,796,674	\$20,867,027	\$22,396,426	\$25,707,816	\$27,334,462	\$29,195,333	\$30,502,819	\$31,891,003	\$32,518,878	\$32,519,008	\$32,825,989	\$33,006,574	\$33,011,354
Actual Quarterly Expend (from QPRs)	\$2,992,316	\$1,775,869	\$2,070,353	\$1,529,399	\$3,311,390	\$1,626,646	\$1,860,871	\$1,307,486	\$1,388,184	\$627,875	\$130	\$306,980	\$180,585	\$738,744

	4/2024	7/2024	10/2024	1/2025	4/2025	7/2025
Projected Expenditures	\$41,018,940	\$42,018,940	\$43,018,940	\$44,018,940	\$45,268,940	\$48,379,249
Quarterly Projection	\$1,000,000	\$1,000,000	\$1,000,000	\$1,000,000	\$1,000,000	\$1,250,000
Actual Expenditure	\$33,750,098	\$34,228,359	\$34,228,359	\$34,228,359	\$34,228,359	\$34,228,359
Actual Quarterly Expend (from QPRs)	\$738,744	\$478,260	\$0	\$0	\$0	\$0

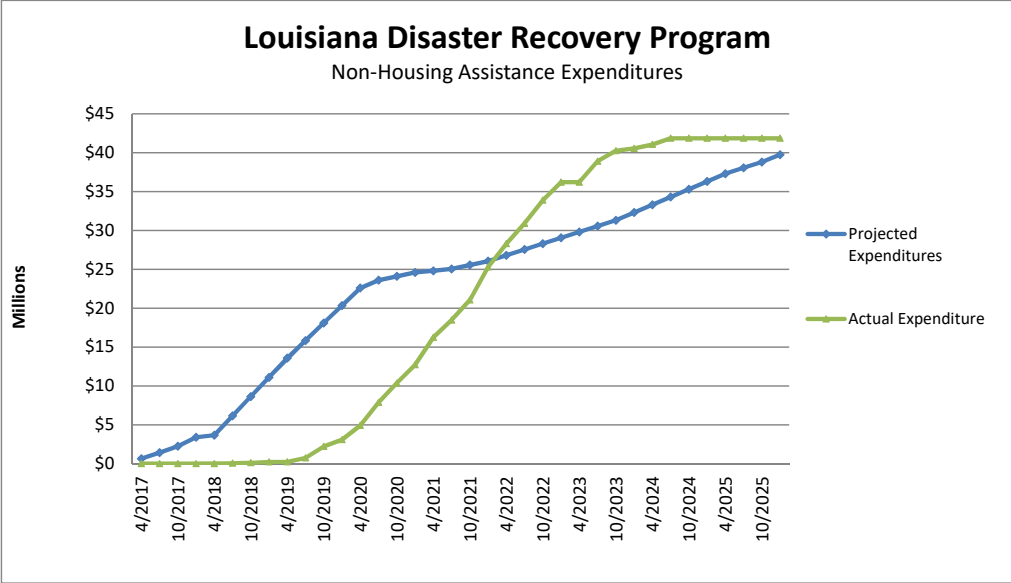


NDR FINANCIAL PROJECTIONS

Non-Housing	4/2017	7/2017	10/2017	1/2018	4/2018	7/2018	10/2018	1/2019	4/2019	7/2019	10/2019	1/2020	4/2020	7/2020
Projected Expenditures	\$639,856	\$1,421,784	\$2,236,840	\$3,392,989	\$3,663,221	\$6,140,603	\$8,617,985	\$11,095,367	\$13,572,749	\$15,828,437	\$18,084,124	\$20,339,812	\$22,595,499	\$23,595,499
Quarterly Projection	\$639,856	\$781,928	\$815,056	\$1,156,149	\$270,232	\$2,477,382	\$2,477,382	\$2,477,382	\$2,477,382	\$2,255,688	\$2,255,688	\$2,255,688	\$2,255,688	\$1,000,000
Actual Expenditure	\$0	\$0	\$0	\$0	\$0	\$50,140	\$110,421	\$225,627	\$215,173	\$732,947	\$2,222,195	\$3,072,199	\$4,919,432	\$7,864,994
Actual Quarterly Expend (from QPRs)	\$0	\$0	\$0	\$0	\$0	\$0	\$50,140	\$60,281	\$115,206	-\$10,454	\$517,774	\$1,489,248	\$850,003	\$1,847,233

	10/2020	1/2021	4/2021	7/2021	10/2021	1/2022	4/2022	7/2022	10/2022	1/2023	4/2023	7/2023	10/2023	1/2024
Projected Expenditures	\$24,095,499	\$24,595,499	\$24,803,436	\$25,053,436	\$25,553,436	\$26,053,436	\$26,803,436	\$27,553,436	\$28,303,436	\$29,053,436	\$29,803,436	\$30,553,436	\$31,303,436	\$32,303,436
Quarterly Projection	\$500,000	\$500,000	\$207,937	\$250,000	\$500,000	\$500,000	\$750,000	\$750,000	\$750,000	\$750,000	\$750,000	\$750,000	\$750,000	\$1,000,000
Actual Expenditure	\$10,357,416	\$12,715,751	\$16,232,759	\$18,463,865	\$21,045,261	\$25,299,872	\$28,298,283	\$30,894,204	\$33,888,879	\$36,203,523	\$36,203,523	\$38,899,387	\$40,249,951	\$40,549,808
Actual Quarterly Expend (from QPRs)	\$2,945,562	\$2,492,422	\$2,358,336	\$3,517,008	\$2,231,106	\$2,581,396	\$4,254,610	\$2,998,411	\$2,595,921	\$2,994,675	\$2,314,644	\$2,695,864	\$1,350,564	\$299,858

	4/2024	7/2024	10/2024	1/2025	4/2025	7/2025	10/2025	1/2026
Projected Expenditures	\$33,303,436	\$34,303,436	\$35,303,436	\$36,303,436	\$37,303,436	\$38,053,436	\$38,803,436	\$39,750,000
Quarterly Projection	\$1,000,000	\$1,000,000	\$1,000,000	\$1,000,000	\$1,000,000	\$750,000	\$750,000	\$946,564
Actual Expenditure	\$41,053,829	\$41,860,571	\$41,860,571	\$41,860,571	\$41,860,571	\$41,860,571	\$41,860,571	\$41,860,571
Actual Quarterly Expend (from QPRs)	\$504,021	\$806,742	\$0	\$0	\$0	\$0	\$0	\$0

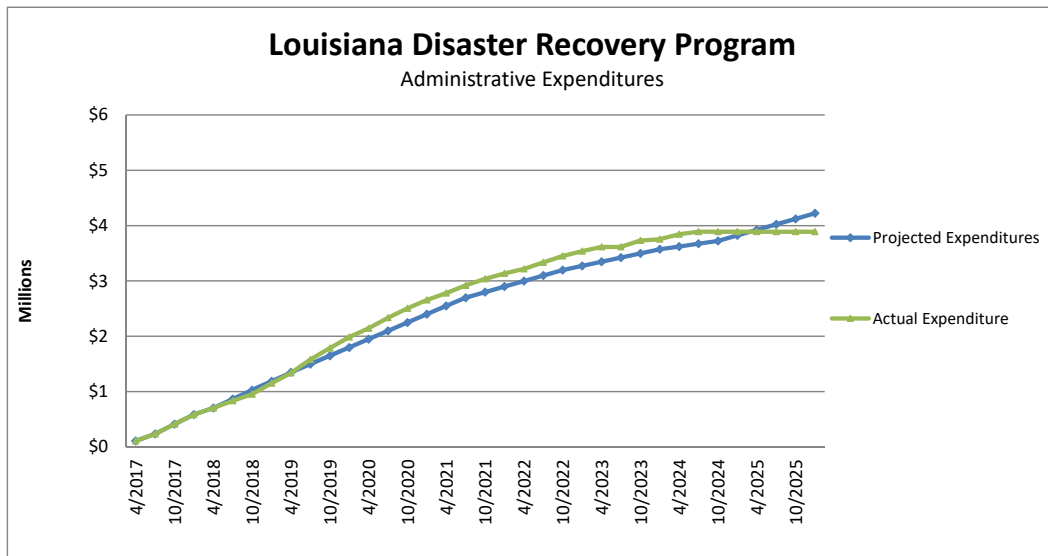


NDR FINANCIAL PROJECTIONS

Admin	4/2017	7/2017	10/2017	1/2018	4/2018	7/2018	10/2018	1/2019	4/2019	7/2019	10/2019	1/2020	4/2020	7/2020
Projected Expenditures	\$109,201	\$235,686	\$413,684	\$585,382	\$704,321	\$865,270	\$1,026,219	\$1,187,168	\$1,348,117	\$1,498,117	\$1,648,117	\$1,798,117	\$1,948,117	\$2,098,117
Quarterly Projection	\$109,201	\$126,485	\$177,998	\$171,698	\$118,939	\$160,949	\$160,949	\$160,949	\$160,949	\$150,000	\$150,000	\$150,000	\$150,000	\$150,000
Actual Expenditure	\$109,201	\$235,686	\$413,684	\$585,382	\$705,852	\$833,678	\$952,875	\$1,152,964	\$1,339,278	\$1,580,091	\$1,784,960	\$1,985,992	\$2,143,949	\$2,335,299
Actual Quarterly Expend (from QPRs)	\$109,201	\$126,485	\$177,998	\$171,698	\$120,470	\$127,826	\$119,198	\$200,089	\$186,315	\$240,812	\$204,870	\$201,031	\$157,957	\$191,350

	10/2020	1/2021	4/2021	7/2021	10/2021	1/2022	4/2022	7/2022	10/2022	1/2023	4/2023	7/2023	10/2023	1/2024
Projected Expenditures	\$2,248,117	\$2,398,117	\$2,548,117	\$2,698,117	\$2,798,117	\$2,898,117	\$2,998,117	\$3,098,117	\$3,198,117	\$3,273,117	\$3,348,117	\$3,423,117	\$3,498,117	\$3,573,117
Quarterly Projection	\$150,000	\$150,000	\$150,000	\$150,000	\$100,000	\$100,000	\$100,000	\$100,000	\$100,000	\$75,000	\$75,000	\$75,000	\$75,000	\$75,000
Actual Expenditure	\$2,506,491	\$2,656,889	\$2,781,301	\$2,918,549	\$3,038,955	\$3,136,372	\$3,217,071	\$3,334,669	\$3,452,121	\$3,537,999	\$3,616,231	\$3,616,231	\$3,732,278	\$3,755,976
Actual Quarterly Expend (from QPRs)	\$171,192	\$150,399	\$124,411	\$137,248	\$120,406	\$97,418	\$80,699	\$117,598	\$117,451	\$85,878	\$78,232	\$62,042	\$54,005	\$23,698

	4/2024	7/2024	10/2024	1/2025	4/2025	7/2025	10/2025	1/2026
Projected Expenditures	\$3,623,117	\$3,673,117	\$3,723,117	\$3,823,117	\$3,923,117	\$4,023,117	\$4,123,117	\$4,223,117
Quarterly Projection	\$50,000	\$50,000	\$50,000	\$100,000	\$100,000	\$100,000	\$100,000	\$100,000
Actual Expenditure	\$3,844,215	\$3,890,632	\$3,890,632	\$3,890,632	\$3,890,632	\$3,890,632	\$3,890,632	\$3,890,632
Actual Quarterly Expend (from QPRs)	\$88,239	\$46,417	\$0	\$0	\$0	\$0	\$0	\$0



NDR FINANCIAL PROJECTIONS

Total Expenditures	4/2017	7/2017	10/2017	1/2018	4/2018	7/2018	10/2018	1/2019	4/2019	7/2019	10/2019	1/2020	4/2020	7/2020
Projected Expenditures	\$819,679	\$1,744,532	\$2,776,521	\$4,273,472	\$5,757,013	\$11,944,920	\$18,132,828	\$24,320,735	\$29,794,456	\$35,035,533	\$40,276,611	\$45,517,688	\$50,758,766	\$52,462,556
Quarterly Projection	\$819,679	\$924,853	\$1,031,989	\$1,496,951	\$1,483,541	\$6,187,907	\$6,187,907	\$6,187,907	\$5,473,721	\$5,241,078	\$5,241,078	\$5,241,078	\$5,241,078	\$1,703,790
Actual Expenditure	\$157,383	\$297,518	\$502,634	\$825,332	\$1,058,093	\$1,393,376	\$1,803,504	\$13,728,283	\$14,274,947	\$14,839,107	\$15,851,612	\$17,853,593	\$19,059,459	\$21,283,220
Actual Quarterly Expend (from QPRs)	\$157,383	\$140,135	\$205,116	\$322,698	\$232,761	\$335,283	\$410,128	\$11,924,778	\$546,665	\$564,159	\$1,012,506	\$2,001,981	\$1,205,866	\$2,223,761

	10/2020	1/2021	4/2021	7/2021	10/2021	1/2022	4/2022	7/2022	10/2022	1/2023	4/2023	7/2023	10/2023	1/2024
Projected Expenditures	\$53,112,556	\$53,762,556	\$54,245,493	\$54,770,493	\$55,870,493	\$58,470,493	\$61,320,493	\$64,170,493	\$66,520,493	\$68,345,493	\$70,170,493	\$71,995,493	\$73,820,493	\$75,895,493
Quarterly Projection	\$650,000	\$650,000	\$482,937	\$525,000	\$1,100,000	\$2,600,000	\$2,850,000	\$2,850,000	\$2,350,000	\$1,825,000	\$1,825,000	\$1,825,000	\$1,825,000	\$2,075,000
Actual Expenditure	\$27,392,290	\$31,810,979	\$36,364,079	\$41,547,734	\$47,210,636	\$51,516,096	\$57,712,276	\$62,135,771	\$66,237,327	\$69,945,756	\$72,338,762	\$75,403,648	\$76,988,802	\$78,051,102
Actual Quarterly Expend (from QPRs)	\$6,109,070	\$4,418,689	\$4,553,100	\$5,183,654	\$5,662,902	\$4,305,460	\$6,196,180	\$4,423,495	\$4,101,556	\$3,708,429	\$2,393,006	\$3,064,886	\$1,585,155	\$1,062,300

	4/2024	7/2024	10/2024	1/2025	4/2025	7/2025	10/2025	1/2026
Projected Expenditures	\$77,945,493	\$79,995,493	\$82,045,493	\$84,145,493	\$86,495,493	\$90,455,802	\$91,305,802	\$92,352,366
Quarterly Projection	\$2,050,000	\$2,050,000	\$2,050,000	\$2,100,000	\$2,350,000	\$3,960,309	\$850,000	\$1,046,564
Actual Expenditure	\$79,121,623	\$80,453,041	\$80,453,041	\$80,453,041	\$80,453,041	\$80,453,041	\$80,453,041	\$80,453,041
Actual Quarterly Expend (from QPRs)	\$1,070,520	\$1,331,419	\$0	\$0	\$0	\$0	\$0	\$0

