

Agency Budget Request

FISCAL YEAR 2025–2026



Louisiana Economic Development
251 — Office of the Secretary



This page has been intentionally left blank

Signature Page	1
Operational Plan	3
Budget Request Overview	11
Agency Summary Statement	12
Total Agency	12
Program Summary Statement	20
2511 - Administration	20
Source of Funding Summary	27
Agency Overview	27
Source of Funding Detail	28
Expenditures by Means of Financing	29
Existing Operating Budget	29
Total Request	30
Revenue Collections/Income	31
.....	31
Justification of Differences	32
Schedule of Requested Expenditures	33
2511 - Administration	33
Continuation Budget Adjustments	39
Agency Summary Statement	40
Total Agency	40
Continuation Budget Adjustments - Summarized	43
Program Summary Statement	50
2511 - Administration	50
Continuation Budget Adjustments - by Program	52
Form 37213 — NR - Carryforwards	52
Form 37214 — NR - Acquisitions and Major Repairs	54
Form 37216 — Inflation Factor	56
Form 37635 — 251 - Compulsory Adjustments	58
Form 38268 — 251 Workload Adjustment	60

Form 37637 — 251 - IAT Adjustment	62
Form 38270 — 251- Major Events Admin Costs	64
Technical and Other Adjustments	67
Agency Summary Statement	68
Total Agency	68
Program Breakout	69
Program Summary Statement	70
2511 - Administration	70
Technical and Other Adjustments	71
Form 38269 — 251 -Technical Project Site Specific	71
Form 38743 — 251-Technical to add 2 pos to Eco Compet	73
New or Expanded Requests	75
Agency Summary Statement	76
Total Agency	76
Program Summary Statement	78
2511 - Administration	78
Total Request Summary	81
Agency Summary Statement	82
Total Agency	82
Program Summary Statement	85
2511 - Administration	85
Addenda	87
Interagency Transfers	88
Louisiana Workforce Commission	98
General Addenda	103

Signature Page

BUDGET REQUEST

Fiscal Year Ending June 30, 2026

NAME OF DEPARTMENT / AGENCY: ECONOMIC DEVELOPMENT PHYSICAL ADDRESS: 617 North Third Street
 BUDGET UNIT: OFFICE OF THE SECRETARY Baton Rouge, LA
 SCHEDULE NUMBER: 05-251 ZIP CODE: 70802
 TELEPHONE NUMBER: (225)342-3000 WEB ADDRESS: louisianaeconomicdevelopment.com

WE HEREBY CERTIFY THAT THE STATEMENTS AND FIGURES ON THE ACCOMPANYING FORMS ARE TRUE AND CORRECT TO THE BEST OF OUR KNOWLEDGE.

HEAD OF DEPARTMENT: <u>Susan Bourgeois</u> PRINTED NAME/TITLE: <u>Susan Bourgeois</u> DATE: <u>November 1, 2024</u> EMAIL ADDRESS: <u>Susan.Bourgeois@la.gov</u>	HEAD OF BUDGET UNIT: <u>Susan Bourgeois</u> PRINTED NAME/TITLE: <u>Susan Bourgeois</u> DATE: <u>November 1, 2024</u> EMAIL ADDRESS: <u>Susan.Bourgeois@la.gov</u>
---------------------------------------------------------------------------------------------------------------------------------------------------------------------------	----------------------------------------------------------------------------------------------------------------------------------------------------------------------------

PROGRAM CONTACT PERSON: <u>Anne G. Villa</u> DEPUTY SECRETARY TITLE: _____ TELEPHONE NUMBER: <u>225) 342-5395</u> EMAIL ADDRESS: <u>Anne.Villa@la.gov</u>	FINANCIAL CONTACT PERSON: <u>Anne G. Villa</u> DEPUTY SECRETARY TITLE: _____ TELEPHONE NUMBER: <u>225) 342-5395</u> EMAIL ADDRESS: <u>Anne.Villa@la.gov</u>
-----------------------------------------------------------------------------------------------------------------------------------------------------------------------	-------------------------------------------------------------------------------------------------------------------------------------------------------------------------

Operational Plan

STATE OF LOUISIANA
Operational Plan Form
Department Goals

DEPARTMENT NUMBER AND NAME: DED - DED

DEPARTMENT MISSION:

Cultivate jobs and economic opportunity for the people of Louisiana.

DEPARTMENT GOALS:

1. Lead efforts to retain and grow jobs and business opportunities for all Louisiana citizens:
 - a. through aggressive, professional business development and marketing efforts
 - b. by cultivating Louisiana's top regional economic development assets
 - c. by delivering turnkey workforce solutions for new and expanding businesses
 - d. support workforce development partners to increase capacity and capability in key workforce areas
2. Continue to maintain Louisiana as one of the best places in the country in which to start and grow a small business, as well as create a more vibrant entrepreneurial culture in our state
3. Identify and implement policy and programmatic changes to improve Louisiana's tax, regulatory, and operating climate, thereby increasing the state's economic competitiveness
4. Lead Louisiana's efforts to create a diversified, growing economy through the cultivation of high-potential industry sectors
5. Assist local and regional communities in their efforts to improve their economic competitiveness

DEPARTMENT STRATEGIES TO POSITION LOUISIANA FOR A BRIGHTER ECONOMIC FUTURE:

- Strategically improve state economic competitiveness
- Engage with local partners to enhance community competitiveness
- Forge partnerships to enhance regional economic development assets
- Expand and retain in-state businesses
- Execute a strong business recruitment program
- Cultivate small business, innovation, and entrepreneurship
- Enhance workforce development solutions
- Promote Louisiana's robust business advantages
- Attract foreign direct investment and grow international trade
- Improve economic opportunities in rural areas

STATE OF LOUISIANA
Operational Plan Form
Agency Goals

AGENCY NUMBER AND NAME: 251 - Office of the Secretary

AGENCY MISSION:

The mission of the Office of the Secretary is to provide leadership, along with quality administrative and legal services, which sustains and promotes a globally competitive business climate that retains, creates, and attracts quality jobs and increased investment for the benefit of the people of Louisiana.

AGENCY GOALS:

The overall goal of the Office of the Secretary is to provide leadership for the creation/implementation of effective policies and programs which enhance economic development throughout Louisiana.

STATEMENT OF AGENCY STRATEGY FOR DEVELOPMENT OF HUMAN RESOURCE POLICIES THAT ARE HELPFUL AND BENEFICIAL TO WOMEN AND FAMILIES:

Not applicable

STATE OF LOUISIANA

Operational Plan Form

Program Goals

PROGRAM NUMBER AND NAME: 2511 - Administration

PROGRAM AUTHORIZATION:

R.S. 36:101 et seq.; R.S. 36:4 et seq.; R.S. 51:935

PROGRAM MISSION:

The mission of the Executive and Administration Program is to provide leadership, along with quality administrative and legal services, which sustains and promotes a globally competitive business climate that retains, creates, and attracts quality jobs and increased investment for the benefit of the people of Louisiana.

PROGRAM GOALS:

The goals of the Executive and Administration Program are:

- Maintain an internal structure and the processes that enable the Department to accomplish its mission and create an environment that attracts/retains a talented staff and promotes teamwork.
- Identify actions to improve Louisiana's economic competitiveness.
- Operate an internationally recognized workforce development program that provides turnkey customized recruitment, screening and training for new and expanding companies in Louisiana.
- Maintain international recognition as an accredited economic development organization by International Economic Development Council (IEDC).

PROGRAM ACTIVITY:

The Executive and Administration Program has three (3) activities: Office of the Secretary, State Economic Competitiveness, and LED FastStart.

1. The Office of the Secretary provides leadership, quality administrative services, and internal controls which sustains and promotes a globally competitive business climate for retention, creation, and attraction of quality jobs and increased investment to the state. The Office of the Secretary - Executive and Administration activity includes a wide range of leadership and administration services that are essential for LED to deliver against its mission, including reviewing laws, policies, and rules that impact economic development and the management of the department, and promulgating or recommending changes as appropriate. The Office also promotes collaborations among governmental units, businesses, and non-profit organizations to advance economic development in the state and pursues funding and resources necessary to make Louisiana globally competitive in terms of business recruitment, retention and entrepreneurship.
2. The State Economic Competitiveness (SEC) activity develops and initiates implementation of best-in-class economic development policies, processes, and investments to enhance state economic competitiveness. The activity identifies actions to improve our state economic competitiveness through benchmarking, ranking comparison, developing plans for the improvement of economic development-related public infrastructure, and developing plans for improving competitiveness of industry-specific growth sectors. SEC's role is to understand all of the policy and business development avenues that can accelerate economic development in the state.
3. The LED FastStart program provides customized turnkey recruitment and training solutions for company relocation and/or expansion projects in partnership with other key State agencies, as well as development and delivery of key certification programs across Louisiana's workforce development system. LED FastStart assists in Louisiana's business recruitment and expansion efforts by fully and definitively addressing a top company concern - the availability of trained/qualified employees.

STATE OF LOUISIANA
Operational Plan Form
Activities/Objectives - Performance Indicators

DEPARTMENT ID: 05 - LED

AGENCY ID: 251 - Office of the Secretary

PROGRAM ID: 2511 - Administration

PM OBJECTIVE: 2511-01 - Maintain a culture of marketing and recruitment by providing administrative oversight and leadership necessary to produce 35 major economic development project announcements annually.

Children's Budget Link:

Human Resource Policies Beneficial to Women and Families Link:

Other Links (TANF, Tobacco Settlement, Workforce Development Commission, or Other):

Explanatory Notes:

Performance Indicator	Level	Performance Indicator Name	Unit	Performance Indicator Values						
				Year End Performance Standard 2023 - 2024	Actual Year End Performance 2023 - 2024	Performance Standard as Initially Appropriated 2024 - 2025	Existing Performance Standard 2024 - 2025	Performance at Continuation Budget Level 2025 - 2026	Performance at Executive Budget Level 2025 - 2026	Performance Standard as Initially Appropriated 2025 - 2026
20790	K	Percent of LED staff reporting job satisfaction	P	80	93.8	80	80	80	0	0
23429	K	Number of major economic development project announcements	N	35	36	35	35	35	0	0

STATE OF LOUISIANA
Operational Plan Form
Activities/Objectives - Performance Indicators

DEPARTMENT ID: 05 - LED

AGENCY ID: 251 - Office of the Secretary

PROGRAM ID: 2511 - Administration

PM OBJECTIVE: 2511-02 - Improve Louisiana's attractiveness as a place for business investment and growth by identifying 10 major competitiveness improvements annually.

Children's Budget Link:

Human Resource Policies Beneficial to Women and Families Link:

Other Links (TANF, Tobacco Settlement, Workforce Development Commission, or Other):

Explanatory Notes:

Performance Indicator	Level	Performance Indicator Name	Unit	Performance Indicator Values						
				Year End Performance Standard 2023 - 2024	Actual Year End Performance 2023 - 2024	Performance Standard as Initially Appropriated 2024 - 2025	Existing Performance Standard 2024 - 2025	Performance at Continuation Budget Level 2025 - 2026	Performance at Executive Budget Level 2025 - 2026	Performance Standard as Initially Appropriated 2025 - 2026
15583	S	Number of national ranking reports showing Louisiana with an improved state ranking over previous periods or with a high state ranking for rankings not published in previous periods	N	5	9	5	5	5	0	0
22909	K	Number of major state competitiveness improvements identified	N	10	16	10	10	10	0	0

Performance Indicator	Level	Performance Indicator Name	Unit	General Performance Information				
				Performance Indicator Values				
				Prior Year Actual FY2019 - 2020	Prior Year Actual FY2020 - 2021	Prior Year Actual FY2021 - 2022	Prior Year Actual FY2022 - 2023	Prior Year Actual FY2023 - 2024
14013	G	Louisiana per capita income	D	47,454	50,037	108,870	109,244	57,100
14014	G	U.S. per capita income	D	56,481	59,729	126,888	130,846	68,531
22860	G	Louisiana employment (number of jobs)	N	2,021,226	3,863,966	3,968,026	4,023,734	2,000,462
22861	G	State ranking for value of exports (based upon zip codes of origin)	N	4	4	8	6	4

STATE OF LOUISIANA
Operational Plan Form
Activities/Objectives - Performance Indicators

DEPARTMENT ID: 05 - LED

AGENCY ID: 251 - Office of the Secretary

PROGRAM ID: 2511 - Administration

PM OBJECTIVE: 2511-03 - Provide strategic, integrated workforce solutions to businesses through the delivery of training to at least 3,000 employees annually, resulting in improved competitiveness in retaining existing employers and attracting new businesses to the state.

Children's Budget Link:

Human Resource Policies Beneficial to Women and Families Link:

Other Links (TANF, Tobacco Settlement, Workforce Development Commission, or Other):

Explanatory Notes:

Performance Indicator	Level	Performance Indicator Name	Unit	Performance Indicator Values						
				Year End Performance Standard 2023 - 2024	Actual Year End Performance 2023 - 2024	Performance Standard as Initially Appropriated 2024 - 2025	Existing Performance Standard 2024 - 2025	Performance at Continuation Budget Level 2025 - 2026	Performance at Executive Budget Level 2025 - 2026	Performance Standard as Initially Appropriated 2025 - 2026
1016	K	Number of employees trained	N	3,000	1,005	3,000	3,000	3,000	0	0
21435	K	New jobs associated	N	3,000	2,597	3,000	3,000	3,000	0	0

Performance Indicator	Level	Performance Indicator Name	Unit	General Performance Information				
				Performance Indicator Values				
				Prior Year Actual FY2019 - 2020	Prior Year Actual FY2020 - 2021	Prior Year Actual FY2021 - 2022	Prior Year Actual FY2022 - 2023	Prior Year Actual FY2023 - 2024
1015	G	Number of projects	N	12	16	52	30	19
10258	G	Capital investment associated	D	397,140,000	1,790,100,000	7,241,420,000	3,042,800,000	7,644,080,000
2511001	G	Number of employees trained	N	2,992	1,446	2,678	3,216	1,005
2511002	G	New jobs associated	N	3,912	9,754	6,362	3,910	2,597



This page has been intentionally left blank

Budget Request Overview

AGENCY SUMMARY STATEMENT

Total Agency

Means of Financing

Description	FY2023-2024 Actuals	Existing Operating Budget as of 10/01/2024	FY2025-2026 Total Request	Over/Under EOB	Percent Change
STATE GENERAL FUND (Direct)	17,775,319	24,656,676	21,980,163	(2,676,513)	(10.86)%
STATE GENERAL FUND BY:	—	—	—	—	—
INTERAGENCY TRANSFERS	—	—	—	—	—
FEES & SELF-GENERATED	—	—	—	—	—
STATUTORY DEDICATIONS	—	—	—	—	—
FEDERAL FUNDS	—	—	—	—	—
TOTAL MEANS OF FINANCING	\$17,775,319	\$24,656,676	\$21,980,163	\$(2,676,513)	(10.86)%

Statutory Dedications

Description	FY2023-2024 Actuals	Existing Operating Budget as of 10/01/2024	FY2025-2026 Total Request	Over/Under EOB	Percent Change
Total:	—	—	—	—	—

Agency Expenditures

Description	FY2023-2024 Actuals	Existing Operating Budget as of 10/01/2024	FY2025-2026 Total Request	Over/Under EOB	Percent Change
Salaries	3,228,789	3,706,708	4,387,658	680,950	18.37%
Other Compensation	38,062	111,014	111,014	—	—
Related Benefits	1,864,743	2,095,750	2,214,971	119,221	5.69%
TOTAL PERSONAL SERVICES	\$5,131,593	\$5,913,472	\$6,713,643	\$800,171	13.53%
Travel	134,457	190,810	195,084	4,274	2.24%
Operating Services	524,552	672,473	668,816	(3,657)	(0.54)%
Supplies	108,370	150,748	154,125	3,377	2.24%
TOTAL OPERATING EXPENSES	\$767,379	\$1,014,031	\$1,018,025	\$3,994	0.39%
PROFESSIONAL SERVICES	\$548,818	\$932,726	\$659,448	\$(273,278)	(29.30)%
Other Charges	9,327,699	14,370,211	11,682,520	(2,687,691)	(18.70)%
Debt Service	—	—	—	—	—
Interagency Transfers	1,779,733	1,906,539	1,906,527	(12)	(0.00)%
TOTAL OTHER CHARGES	\$11,107,432	\$16,276,750	\$13,589,047	\$(2,687,703)	(16.51)%
Acquisitions	220,096	519,697	—	(519,697)	(100.00)%
Major Repairs	—	—	—	—	—
TOTAL ACQ. & MAJOR REPAIRS	\$220,096	\$519,697	—	\$(519,697)	(100.00)%
TOTAL EXPENDITURES	\$17,775,319	\$24,656,676	\$21,980,163	\$(2,676,513)	(10.86)%

Agency Positions

Classified	24	24	24	—	—
Unclassified	14	14	16	2	14.29%
TOTAL AUTHORIZED T.O. POSITIONS	38	38	40	2	5.26%
TOTAL AUTHORIZED OTHER CHARGES POSITIONS	—	—	—	—	—
TOTAL NON-T.O. FTE POSITIONS	—	—	—	—	—
TOTAL POSITIONS	38	38	40	2	5.26%

Cost Detail

Means of Financing

Description	FY2023-2024 Actuals	Existing Operating Budget as of 10/01/2024	FY2025-2026 Total Request	Over/Under EOB
State General Fund	17,775,319	24,656,676	21,980,163	(2,676,513)
Total:	\$17,775,319	\$24,656,676	\$21,980,163	\$(2,676,513)

Salaries

Commitment Item	Name	FY2023-2024 Actuals	Existing Operating Budget as of 10/01/2024	FY2025-2026 Total Request	Over/Under EOB
5110010	SAL-CLASS-TO-REG	1,656,032	1,896,787	2,069,653	172,866
5110025	SAL-UNCLASS-TO-REG	1,511,263	1,809,921	2,318,005	508,084
5110035	SAL-UNCLASS-TO-TERM	61,494	—	—	—
Total Salaries:		\$3,228,789	\$3,706,708	\$4,387,658	\$680,950

Other Compensation

Commitment Item	Name	FY2023-2024 Actuals	Existing Operating Budget as of 10/01/2024	FY2025-2026 Total Request	Over/Under EOB
5120010	COMPENSATION/WAGES	15,484	—	—	—
5120035	STUDENT LABOR	22,578	111,014	111,014	—
Total Other Compensation:		\$38,062	\$111,014	\$111,014	—

Related Benefits

Commitment Item	Name	FY2023-2024 Actuals	Existing Operating Budget as of 10/01/2024	FY2025-2026 Total Request	Over/Under EOB
5130010	RET CONTR-STATE EMP	1,151,131	1,345,071	1,372,364	27,293
5130020	RET CONTR-TEACHERS	18,861	—	—	—
5130050	POSTRET BENEFITS	367,187	348,548	348,548	—
5130055	FICA TAX (OASDI)	12,850	10,879	15,239	4,360
5130060	MEDICARE TAX	44,499	54,293	64,817	10,524
5130065	UNEMPLOYMENT BENEFIT	1,976	—	—	—

Related Benefits *(continued)*

Commitment Item	Name	FY2023-2024 Actuals	Existing Operating Budget as of 10/01/2024	FY2025-2026 Total Request	Over/Under EOB
5130070	GRP INS CONTRIBUTION	254,916	330,371	401,427	71,056
5130090	TAXABLE FRINGE BEN	13,322	6,588	12,576	5,988
Total Related Benefits:		\$1,864,743	\$2,095,750	\$2,214,971	\$119,221

Travel

Commitment Item	Name	FY2023-2024 Actuals	Existing Operating Budget as of 10/01/2024	FY2025-2026 Total Request	Over/Under EOB
5200000	TOTAL TRAVEL	—	190,810	195,084	4,274
5210010	IN-STATE TRAVEL-ADM	13,275	—	—	—
5210015	IN-STATE TRAVEL-CONF	1,522	—	—	—
5210020	IN-STATE TRAV-FIELD	12,069	—	—	—
5210050	OUT-OF-STATE TRV-ADM	51,371	—	—	—
5210060	OUT-OF-STTRV-FIELD	56,219	—	—	—
Total Travel:		\$134,457	\$190,810	\$195,084	\$4,274

Operating Services

Commitment Item	Name	FY2023-2024 Actuals	Existing Operating Budget as of 10/01/2024	FY2025-2026 Total Request	Over/Under EOB
5300000	TOTAL OPERATING SERV	—	672,473	668,816	(3,657)
5310001	SERV-ADVERTISING	70,939	—	—	—
5310005	SERV-PRINTING	8,126	—	—	—
5310010	SERV-DUES & OTHER	18,776	—	—	—
5310011	SERV-SUBSCRIPTIONS	241,879	—	—	—
5310014	SERV-DRUG TESTING	535	—	—	—
5310017	SERV-DOC DESTRUCTION	1,257	—	—	—
5310040	SERV-BANK (NON-DEBT)	1,149	—	—	—
5310400	SERV-MISC	26,081	—	—	—
5330016	MAINT-DATA PROC EQP	8,473	—	—	—
5330018	MAINT-AUTO REPAIRS	14,569	—	—	—

Operating Services (continued)

Commitment Item	Name	FY2023-2024 Actuals	Existing Operating Budget as of 10/01/2024	FY2025-2026 Total Request	Over/Under EOB
5330025	MAINT-HOSTING SVCS	1,213	—	—	—
5330026	MAINT-SOFTWARE MTCE	8,930	—	—	—
5340020	RENT-EQUIPMENT	37,504	—	—	—
5340030	RENT-DATA PROC EQUIP	29,296	—	—	—
5340045	RENT-STORAGE SPACE	2,617	—	—	—
5340078	RENT-DATA-LIC SOFT	299	—	—	—
5350001	UTIL-INTERNET PROVID	24,573	—	—	—
5350004	UTIL-TELEPHONE SERV	23,516	—	—	—
5350008	UTIL-DEL UPS/FED EXP	2,167	—	—	—
5350012	UTIL-CABLE	2,655	—	—	—
Total Operating Services:		\$524,552	\$672,473	\$668,816	\$(3,657)

Supplies

Commitment Item	Name	FY2023-2024 Actuals	Existing Operating Budget as of 10/01/2024	FY2025-2026 Total Request	Over/Under EOB
5400000	TOTAL SUPPLIES	—	150,748	154,125	3,377
5410001	SUP-OFFICE SUPPLIES	19,310	—	—	—
5410009	SUP-EDUCATION & REC	17,804	—	—	—
5410022	SUP-FUELS/LUBRICANTS	18,214	—	—	—
5410400	SUP-OTHER	53,042	—	—	—
Total Supplies:		\$108,370	\$150,748	\$154,125	\$3,377

Professional Services

Commitment Item	Name	FY2023-2024 Actuals	Existing Operating Budget as of 10/01/2024	FY2025-2026 Total Request	Over/Under EOB
5500000	TOTAL PROF SERVICES	—	932,726	659,448	(273,278)
5510001	PROF SERV-ACCT/AUDIT	90,127	—	—	—

Professional Services (continued)

Commitment Item	Name	FY2023-2024 Actuals	Existing Operating Budget as of 10/01/2024	FY2025-2026 Total Request	Over/Under EOB
5510005	PROF SERV-LEGAL	118,347	—	—	—
5510400	PROF SERV-OTHER	340,345	—	—	—
Total Professional Services:		\$548,818	\$932,726	\$659,448	\$(273,278)

Other Charges

Commitment Item	Name	FY2023-2024 Actuals	Existing Operating Budget as of 10/01/2024	FY2025-2026 Total Request	Over/Under EOB
5600000	TOTAL OTHER CHARGES	—	14,370,211	11,682,520	(2,687,691)
5610003	OTHER PUBLIC ASST	424,366	—	—	—
5620012	MISC-NON EE COMP	8,507,798	—	—	—
5620063	MISC-OPERATNG SVCS	203,575	—	—	—
5620064	MISC-PROF SVCS	117,480	—	—	—
5620065	MISC-SUPPLIES OTHER	23,217	—	—	—
5620066	MISC-TRVL IN STATE	50,513	—	—	—
5620068	MISC-ACQ/MAJ REP OTH	750	—	—	—
Total Other Charges:		\$9,327,699	\$14,370,211	\$11,682,520	\$(2,687,691)

Interagency Transfers

Commitment Item	Name	FY2023-2024 Actuals	Existing Operating Budget as of 10/01/2024	FY2025-2026 Total Request	Over/Under EOB
5950000	TOTAL IAT	—	1,906,539	1,906,539	—
5950001	IAT-COMMODITY/SERV	26,707	—	—	—
5950007	IAT-PRINTING	7,526	—	—	—
5950008	IAT-POSTAGE	3,766	—	—	—
5950014	IAT-TELEPHONE	55,786	—	—	—
5950026	IAT-RENTALS	727,077	—	—	—
5950033	IAT-INTER AGY TRANS	3,068	—	—	—
5950038	IAT-OTHER OPER SERV	10	—	—	—
5950049	IAT-CIVIL SERVICE	29,157	—	—	—

Interagency Transfers *(continued)*

Commitment Item	Name	FY2023-2024 Actuals	Existing Operating Budget as of 10/01/2024	FY2025-2026 Total Request	Over/Under EOB
5950050	IAT-ORM INSURANCE	109,562	—	—	—
5950051	IAT-OSUP	6,744	—	—	—
5950052	IAT-LEG. AUDITOR	107,881	—	(12)	(12)
5950053	IAT-STATE TREASURER	3,976	—	—	—
5950057	IAT-CAP POL-BLD SEC	72,526	—	—	—
5950058	IAT-TECH SVCS	574,050	—	—	—
5950059	IAT-ST PROCUREMENT	51,897	—	—	—
Total Interagency Transfers:		\$1,779,733	\$1,906,539	\$1,906,527	\$(12)

Acquisitions

Commitment Item	Name	FY2023-2024 Actuals	Existing Operating Budget as of 10/01/2024	FY2025-2026 Total Request	Over/Under EOB
5700000	TOTAL ACQUISITIONS	—	519,697	—	(519,697)
5710221	ACQ-COMP HARDWARE	53,841	—	—	—
5710226	ACQ-CONSTR/OTHER EQ	166,255	—	—	—
Total Acquisitions:		\$220,096	\$519,697	—	\$(519,697)
Total Agency Expenditures:		\$17,775,319	\$24,656,676	\$21,980,163	\$(2,676,513)

PROGRAM SUMMARY STATEMENT

2511 - Administration

Means of Financing

Description	FY2023-2024 Actuals	Existing Operating Budget as of 10/01/2024	FY2025-2026 Total Request	Over/Under EOB	Percent Change
STATE GENERAL FUND (Direct)	17,775,319	24,656,676	21,980,163	(2,676,513)	(10.86)%
STATE GENERAL FUND BY:	—	—	—	—	—
INTERAGENCY TRANSFERS	—	—	—	—	—
FEES & SELF-GENERATED	—	—	—	—	—
STATUTORY DEDICATIONS	—	—	—	—	—
FEDERAL FUNDS	—	—	—	—	—
TOTAL MEANS OF FINANCING	\$17,775,319	\$24,656,676	\$21,980,163	\$(2,676,513)	(10.86)%

Program Expenditures

Description	FY2023-2024 Actuals	Existing Operating Budget as of 10/01/2024	FY2025-2026 Total Request	Over/Under EOB	Percent Change
Salaries	3,228,789	3,706,708	4,387,658	680,950	18.37%
Other Compensation	38,062	111,014	111,014	—	—
Related Benefits	1,864,743	2,095,750	2,214,971	119,221	5.69%
TOTAL PERSONAL SERVICES	\$5,131,593	\$5,913,472	\$6,713,643	\$800,171	13.53%
Travel	134,457	190,810	195,084	4,274	2.24%
Operating Services	524,552	672,473	668,816	(3,657)	(0.54)%
Supplies	108,370	150,748	154,125	3,377	2.24%
TOTAL OPERATING EXPENSES	\$767,379	\$1,014,031	\$1,018,025	\$3,994	0.39%
PROFESSIONAL SERVICES	\$548,818	\$932,726	\$659,448	\$(273,278)	(29.30)%
Other Charges	9,327,699	14,370,211	11,682,520	(2,687,691)	(18.70)%
Debt Service	—	—	—	—	—
Interagency Transfers	1,779,733	1,906,539	1,906,527	(12)	(0.00)%
TOTAL OTHER CHARGES	\$11,107,432	\$16,276,750	\$13,589,047	\$(2,687,703)	(16.51)%
Acquisitions	220,096	519,697	—	(519,697)	(100.00)%
Major Repairs	—	—	—	—	—
TOTAL ACQ. & MAJOR REPAIRS	\$220,096	\$519,697	—	\$(519,697)	(100.00)%
TOTAL EXPENDITURES	\$17,775,319	\$24,656,676	\$21,980,163	\$(2,676,513)	(10.86)%

Program Positions

Classified	24	24	24	—	—
Unclassified	14	14	16	2	14.29%
TOTAL AUTHORIZED T.O. POSITIONS	38	38	40	2	5.26%
TOTAL AUTHORIZED OTHER CHARGES POSITIONS	—	—	—	—	—
TOTAL NON-T.O. FTE POSITIONS	—	—	—	—	—
TOTAL POSITIONS	38	38	40	2	5.26%

Cost Detail

Means of Financing

Description	FY2023-2024 Actuals	Existing Operating Budget as of 10/01/2024	FY2025-2026 Total Request	Over/Under EOB
State General Fund	17,775,319	24,656,676	21,980,163	(2,676,513)
Total:	\$17,775,319	\$24,656,676	\$21,980,163	\$(2,676,513)

Salaries

Commitment Item	Name	FY2023-2024 Actuals	Existing Operating Budget as of 10/01/2024	FY2025-2026 Total Request	Over/Under EOB
5110010	SAL-CLASS-TO-REG	1,656,032	1,896,787	2,069,653	172,866
5110025	SAL-UNCLASS-TO-REG	1,511,263	1,809,921	2,318,005	508,084
5110035	SAL-UNCLASS-TO-TERM	61,494	—	—	—
Total Salaries:		\$3,228,789	\$3,706,708	\$4,387,658	\$680,950

Other Compensation

Commitment Item	Name	FY2023-2024 Actuals	Existing Operating Budget as of 10/01/2024	FY2025-2026 Total Request	Over/Under EOB
5120010	COMPENSATION/WAGES	15,484	—	—	—
5120035	STUDENT LABOR	22,578	111,014	111,014	—
Total Other Compensation:		\$38,062	\$111,014	\$111,014	—

Related Benefits

Commitment Item	Name	FY2023-2024 Actuals	Existing Operating Budget as of 10/01/2024	FY2025-2026 Total Request	Over/Under EOB
5130010	RET CONTR-STATE EMP	1,151,131	1,345,071	1,372,364	27,293
5130020	RET CONTR-TEACHERS	18,861	—	—	—
5130050	POSTRET BENEFITS	367,187	348,548	348,548	—
5130055	FICA TAX (OASDI)	12,850	10,879	15,239	4,360
5130060	MEDICARE TAX	44,499	54,293	64,817	10,524
5130065	UNEMPLOYMENT BENEFIT	1,976	—	—	—

Related Benefits *(continued)*

Commitment Item	Name	FY2023-2024 Actuals	Existing Operating Budget as of 10/01/2024	FY2025-2026 Total Request	Over/Under EOB
5130070	GRP INS CONTRIBUTION	254,916	330,371	401,427	71,056
5130090	TAXABLE FRINGE BEN	13,322	6,588	12,576	5,988
Total Related Benefits:		\$1,864,743	\$2,095,750	\$2,214,971	\$119,221

Travel

Commitment Item	Name	FY2023-2024 Actuals	Existing Operating Budget as of 10/01/2024	FY2025-2026 Total Request	Over/Under EOB
5200000	TOTAL TRAVEL	—	190,810	195,084	4,274
5210010	IN-STATE TRAVEL-ADM	13,275	—	—	—
5210015	IN-STATE TRAVEL-CONF	1,522	—	—	—
5210020	IN-STATE TRAV-FIELD	12,069	—	—	—
5210050	OUT-OF-STATE TRV-ADM	51,371	—	—	—
5210060	OUT-OF-STTRV-FIELD	56,219	—	—	—
Total Travel:		\$134,457	\$190,810	\$195,084	\$4,274

Operating Services

Commitment Item	Name	FY2023-2024 Actuals	Existing Operating Budget as of 10/01/2024	FY2025-2026 Total Request	Over/Under EOB
5300000	TOTAL OPERATING SERV	—	672,473	668,816	(3,657)
5310001	SERV-ADVERTISING	70,939	—	—	—
5310005	SERV-PRINTING	8,126	—	—	—
5310010	SERV-DUES & OTHER	18,776	—	—	—
5310011	SERV-SUBSCRIPTIONS	241,879	—	—	—
5310014	SERV-DRUG TESTING	535	—	—	—
5310017	SERV-DOC DESTRUCTION	1,257	—	—	—
5310040	SERV-BANK (NON-DEBT)	1,149	—	—	—
5310400	SERV-MISC	26,081	—	—	—
5330016	MAINT-DATA PROC EQP	8,473	—	—	—
5330018	MAINT-AUTO REPAIRS	14,569	—	—	—

Operating Services *(continued)*

Commitment Item	Name	FY2023-2024 Actuals	Existing Operating Budget as of 10/01/2024	FY2025-2026 Total Request	Over/Under EOB
5330025	MAINT-HOSTING SVCS	1,213	—	—	—
5330026	MAINT-SOFTWARE MTCE	8,930	—	—	—
5340020	RENT-EQUIPMENT	37,504	—	—	—
5340030	RENT-DATA PROC EQUIP	29,296	—	—	—
5340045	RENT-STORAGE SPACE	2,617	—	—	—
5340078	RENT-DATA-LIC SOFT	299	—	—	—
5350001	UTIL-INTERNET PROVID	24,573	—	—	—
5350004	UTIL-TELEPHONE SERV	23,516	—	—	—
5350008	UTIL-DEL UPS/FED EXP	2,167	—	—	—
5350012	UTIL-CABLE	2,655	—	—	—
Total Operating Services:		\$524,552	\$672,473	\$668,816	\$(3,657)

Supplies

Commitment Item	Name	FY2023-2024 Actuals	Existing Operating Budget as of 10/01/2024	FY2025-2026 Total Request	Over/Under EOB
5400000	TOTAL SUPPLIES	—	150,748	154,125	3,377
5410001	SUP-OFFICE SUPPLIES	19,310	—	—	—
5410009	SUP-EDUCATION & REC	17,804	—	—	—
5410022	SUP-FUELS/LUBRICANTS	18,214	—	—	—
5410400	SUP-OTHER	53,042	—	—	—
Total Supplies:		\$108,370	\$150,748	\$154,125	\$3,377

Professional Services

Commitment Item	Name	FY2023-2024 Actuals	Existing Operating Budget as of 10/01/2024	FY2025-2026 Total Request	Over/Under EOB
5500000	TOTAL PROF SERVICES	—	932,726	659,448	(273,278)
5510001	PROF SERV-ACCT/AUDIT	90,127	—	—	—

Professional Services (continued)

Commitment Item	Name	FY2023-2024 Actuals	Existing Operating Budget as of 10/01/2024	FY2025-2026 Total Request	Over/Under EOB
5510005	PROF SERV-LEGAL	118,347	—	—	—
5510400	PROF SERV-OTHER	340,345	—	—	—
Total Professional Services:		\$548,818	\$932,726	\$659,448	\$(273,278)

Other Charges

Commitment Item	Name	FY2023-2024 Actuals	Existing Operating Budget as of 10/01/2024	FY2025-2026 Total Request	Over/Under EOB
5600000	TOTAL OTHER CHARGES	—	14,370,211	11,682,520	(2,687,691)
5610003	OTHER PUBLIC ASST	424,366	—	—	—
5620012	MISC-NON EE COMP	8,507,798	—	—	—
5620063	MISC-OPERATNG SVCS	203,575	—	—	—
5620064	MISC-PROF SVCS	117,480	—	—	—
5620065	MISC-SUPPLIES OTHER	23,217	—	—	—
5620066	MISC-TRVL IN STATE	50,513	—	—	—
5620068	MISC-ACQ/MAJ REP OTH	750	—	—	—
Total Other Charges:		\$9,327,699	\$14,370,211	\$11,682,520	\$(2,687,691)

Interagency Transfers

Commitment Item	Name	FY2023-2024 Actuals	Existing Operating Budget as of 10/01/2024	FY2025-2026 Total Request	Over/Under EOB
5950000	TOTAL IAT	—	1,906,539	1,906,539	—
5950001	IAT-COMMODITY/SERV	26,707	—	—	—
5950007	IAT-PRINTING	7,526	—	—	—
5950008	IAT-POSTAGE	3,766	—	—	—
5950014	IAT-TELEPHONE	55,786	—	—	—
5950026	IAT-RENTALS	727,077	—	—	—
5950033	IAT-INTER AGY TRANS	3,068	—	—	—
5950038	IAT-OTHER OPER SERV	10	—	—	—
5950049	IAT-CIVIL SERVICE	29,157	—	—	—

Interagency Transfers *(continued)*

Commitment Item	Name	FY2023-2024 Actuals	Existing Operating Budget as of 10/01/2024	FY2025-2026 Total Request	Over/Under EOB
5950050	IAT-ORM INSURANCE	109,562	—	—	—
5950051	IAT-OSUP	6,744	—	—	—
5950052	IAT-LEG. AUDITOR	107,881	—	(12)	(12)
5950053	IAT-STATE TREASURER	3,976	—	—	—
5950057	IAT-CAP POL-BLD SEC	72,526	—	—	—
5950058	IAT-TECH SVCS	574,050	—	—	—
5950059	IAT-ST PROCUREMENT	51,897	—	—	—
Total Interagency Transfers:		\$1,779,733	\$1,906,539	\$1,906,527	\$(12)

Acquisitions

Commitment Item	Name	FY2023-2024 Actuals	Existing Operating Budget as of 10/01/2024	FY2025-2026 Total Request	Over/Under EOB
5700000	TOTAL ACQUISITIONS	—	519,697	—	(519,697)
5710221	ACQ-COMP HARDWARE	53,841	—	—	—
5710226	ACQ-CONSTR/OTHER EQ	166,255	—	—	—
Total Acquisitions:		\$220,096	\$519,697	—	\$(519,697)
Total Expenditures for Program 2511		\$17,775,319	\$24,656,676	\$21,980,163	\$(2,676,513)
Total Agency Expenditures:		\$17,775,319	\$24,656,676	\$21,980,163	\$(2,676,513)

SOURCE OF FUNDING SUMMARY

Agency Overview

SOURCE OF FUNDING DETAIL

EXPENDITURES BY MEANS OF FINANCING

Existing Operating Budget

Expenditures	Used as a Cash Match	Total Means of Financing By Expenditure	Total State General Fund
Salaries	—	3,706,708	3,706,708
Other Compensation	—	111,014	111,014
Related Benefits	—	2,095,750	2,095,750
TOTAL PERSONAL SERVICES	—	\$5,913,472	\$5,913,472
Travel	—	190,810	190,810
Operating Services	—	672,473	672,473
Supplies	—	150,748	150,748
TOTAL OPERATING EXPENSES	—	\$1,014,031	\$1,014,031
PROFESSIONAL SERVICES	—	\$932,726	\$932,726
Other Charges	—	14,370,211	14,370,211
Debt Service	—	—	—
Interagency Transfers	—	1,906,539	1,906,539
TOTAL OTHER CHARGES	—	\$16,276,750	\$16,276,750
Acquisitions	—	519,697	519,697
Major Repairs	—	—	—
TOTAL ACQ. & MAJOR REPAIRS	—	\$519,697	\$519,697
TOTAL EXPENDITURES	—	\$24,656,676	\$24,656,676

Total Request

Expenditures	Used as a Cash Match	Total Means of Financing By Expenditure	Total State General Fund
Salaries	—	4,387,658	4,387,658
Other Compensation	—	111,014	111,014
Related Benefits	—	2,214,971	2,214,971
TOTAL PERSONAL SERVICES	—	\$6,713,643	\$6,713,643
Travel	—	195,084	195,084
Operating Services	—	668,816	668,816
Supplies	—	154,125	154,125
TOTAL OPERATING EXPENSES	—	\$1,018,025	\$1,018,025
PROFESSIONAL SERVICES	—	\$659,448	\$659,448
Other Charges	—	11,682,520	11,682,520
Debt Service	—	—	—
Interagency Transfers	—	1,906,527	1,906,527
TOTAL OTHER CHARGES	—	\$13,589,047	\$13,589,047
Acquisitions	—	—	—
Major Repairs	—	—	—
TOTAL ACQ. & MAJOR REPAIRS	—	—	—
TOTAL EXPENDITURES	—	\$21,980,163	\$21,980,163

Revenue Collections/Income

REVENUE COLLECTIONS/INCOME

Source	Commitment Item	Commitment Item Name	FY2023-2024 Actuals	FY-2025 Estimate	FY2025-2026 Projected	Over/Under Current Year Estimate
SOURCE						
Total Collections/Income			—	—	—	—

Justification of Differences

SCHEDULE OF REQUESTED EXPENDITURES

2511 - Administration

Travel

FY2025-2026 Request	Description
55,926	Administrative Travel includes: Travel by the Secretary and Deputy Secretary for Speaking engagements, meetings with business and government officials, prospects, and also meeting with congressional members, prospects, business and government officials and also conducting economic development activities.
31,900	Conference Travel includes: In and out of state travel for training workshops in areas such as legal, legislative matters and opinions; secretarial, management and accounting seminars, procurement workshops, audit workshops, professional networking opportunities, etc.
107,258	Field travel includes: In and out of state travel for routine administrative tasks and legislative matters; attend board meetings, meetings with business and governmental officials, tradeshows and Louisiana FastStart to travel for training and out-of-state recruitment.
\$195,084	Total Travel

Operating Services

FY2025-2026 Request	Description
98,662	Ad placements in periodicals for Louisiana FastStart program, and online job posts announcements for Louisiana FastStart.
10,030	Business cards and collateral materials for Louisiana FastStart program.
4,038	Cable Service
2,521	Cellphones and mobile devices
107,352	Copier rentals - LaSalle & Iberville Bldgs.
2,595	Employee new hires
3,067	Expenditures for Banking Services
3,067	FastStart - Training
20,243	Internet - LaSalle & Iberville Bldgs.
26,829	Miscellaneous - Federal Express & other Shipping Charges
2,556	P.O Box rental and postage to include shipping services - FedEx, UPS, etc.
2,045	Printers and shredders
511	Room rental - Staff meeting

Operating Services *(continued)*

FY2025-2026 Request	Description
18,914	Routine and Miscellaneous automobile maintenance
366,386	Subscriptions and Memberships
\$668,816	Total Operating Services

Supplies

FY2025-2026 Request	Description
2,231	Automotive - Belts, hoses, filters - fuel, air & oil, etc.
54,864	Automotive - Gasoline, oil, batteries, etc.
18,915	Chairs, telephones, file Cabinets, calculators, storage boxes, service awards, personnel related reference materials, federal, state reference materials, statutes, etc.
47,443	Office Supplies - Pens, Pencils, Copier paper, File folders, etc.
30,672	Training materials for LA FastStart program
\$154,125	Total Supplies

Professional Services

FY2025-2026 Request	Means of Financing	Description
175,000	State General Fund	
\$175,000		Legal - Provide professional and reliable legal counsel, advice, service assistance, and representation with regard to any and all types and categories of various legal matters and services as needed.
484,448	State General Fund	
\$484,448		To obtain additional development, enhancement, continued integration and support services for the Department's Fastlane and SmallBiz relational database systems, including, but not limited to other projects as may be deemed by the Department or Legislation as a necessary function of LED.
\$659,448	Total Professional Services	

Other Charges

FY2025-2026 Request	Means of Financing	Description
1,509,274	State General Fund	
\$1,509,274		FastStart Initiatives - Contractors - Provides for comprehensive workforce training services, from pre-employment assessment and training that helps companies select the best to customized, job specific training that delivers exactly the right skills a business needs.
7,300,000	State General Fund	
\$7,300,000		FastStart Initiatives - LCTCS-FastStart staff - Provides for comprehensive workforce training services, from pre-employment assessment and training that helps companies select the best to customized, job specific training that delivers exactly the right skills a business needs.
100,000	State General Fund	
\$100,000		<p>Louisiana Ready Development Ready Communities Program (LDRC) - a grant program to support improvement projects and promote further growth in certified Louisiana Development Ready Communities.</p> <p>The \$100,000 program will award \$10,000 to 10 parishes or municipalities to defray community development expenses such as marketing, infrastructure improvements, grant writing and matching funds.</p> <p>The LDRC program, which was established in 2009, helps Louisiana towns, villages, cities and parishes of all sizes become more competitive for new investment and jobs by guiding selected communities through the process of creating and implementing a strategic economic development plan. By following the individualized plan for multiple years, participants leverage local assets and address unique challenges to empower business growth in their communities. There are currently 58 certified communities.</p>
200,000	State General Fund	
\$200,000		Major events administrative costs - moving from Agency 252 to Agency 251 due to reorganization of the department Act 590 of the 2024 Regular Session
6,916	State General Fund	
\$6,916		Other Charges - Professional Services - Other professional services as deemed necessary.
250,000	State General Fund	
\$250,000		Project Specific Site Preparation/Evaluation - Technical Adjustment to move from Agency 252 to Agency 251 - Companion Technical in Agency 252

Other Charges *(continued)*

FY2025-2026 Request	Means of Financing	Description
10,000	State General Fund	
\$10,000		Special Marketing - Funds are used for escorting prospects, group activities, special events and activities to promote economic activity and stimulate interest in LA as a business location.
1,306,330	State General Fund	
\$1,306,330		State Economic Competitiveness - Funding for state economic competitiveness benchmarking, planning and research initiative. This initiative will focus on economic development strategy and planning by benchmarking state public policies (business taxes, incentives, workforce programs, worker's compensation, etc.) against those competing states to identify gaps and solutions; develop plans for development of ports, airports, transportation and other public infrastructure with a focus on economic development impact; and develop industry-specific strategic plans to protect the competitiveness of mature industries and grow emerging industries.
1,000,000	State General Fund	
\$1,000,000		Workload adjustment for Fast Start LCTCS contract-see Workload Adjustment package for detail
\$11,682,520	Total Other Charges	

Interagency Transfers

FY2025-2026 Request	Means of Financing	Receiving Agency	Description
2,861	State General Fund		
\$2,861		STATE CIVIL SERVICE	Act 639 of the 1988 Regular Legislative Session and Act 289 of the 1989 Regular Session required each agency to pay a pro-rata share of the cost of operations of the Comprehensive Public Training Program.

Interagency Transfers *(continued)*

FY2025-2026 Request	Means of Financing	Receiving Agency	Description
31,466	State General Fund		
\$31,466		STATE CIVIL SERVICE	Act 639 of the 1988 Regular Legislative Session and Act 289 of the 1989 Regular Session required each agency to pay a pro-rata share of the cost of operations of the Louisiana Department of Civil Service.
75,000	State General Fund		
\$75,000		DIVISION OF ADMINISTRATION	Administrative Fees assessed by the Office of Facility Planning and Control for Capital Outlay projects under LED's schedule in HB2.
6,751	State General Fund		
\$6,751		UNIFORM PAYROLL OFFICE	Annual charge for Uniform Payroll Services.
72,556	State General Fund		
\$72,556		PUB SAFETY OFF OF MGMT & FIN	Capitol Annex Security
93	State General Fund		
\$93		DIVISION OF ADMINISTRATION	Dues and Subscriptions
120,947	State General Fund		
\$120,947		OFFICE OF RISK MANAGEMENT	Fees assessed by the Office of Risk Management for insurance such as fire, auto, workman's compensation, etc.
105,575	State General Fund		
\$105,575		LEGISLATIVE AUDITOR	Fees assessed by the Office of the Legislative Auditor for services rendered.
2,389	State General Fund		
\$2,389		STO - DEPT OF TREASURY	Fees assessed by the State Treasurer.

Interagency Transfers *(continued)*

FY2025-2026 Request	Means of Financing	Receiving Agency	Description
9,031	State General Fund		
\$9,031		DIVISION OF ADMINISTRATION	IAT - Other Maintenance such as building modifications, painting, Etc.
1,523	State General Fund		
\$1,523		DIVISION OF ADMINISTRATION	LPAA -GPS Service
718,348	State General Fund		
\$718,348		DOA-OFFICE OF TECHNOLOGY SVCS	Office of Technology Services
5,294	State General Fund		
\$5,294		DIVISION OF ADMINISTRATION	Postage
846	State General Fund		
\$846		DOA-OFFICE OF TECHNOLOGY SVCS	Printing of state forms
387	State General Fund		
\$387		DIVISION OF ADMINISTRATION	Rentals
329,976	State General Fund		
\$329,976		DIVISION OF ADMINISTRATION	Rentals-Iberville
206,435	State General Fund		
\$206,435		DIVISION OF ADMINISTRATION	Rentals of office space at the LaSalle Bldg
79,093	State General Fund		
\$79,093		DOA-OFFICE OF ST PROCUREMENT	State Procurement consolidation
111,249	State General Fund		
\$111,249		DIVISION OF ADMINISTRATION	Telephone & Telegraph
26,707	State General Fund		
\$26,707		ENGINEERING AND OPERATIONS	Topographical Mapping Service
\$1,906,527	Total Interagency Transfers		

Continuation Budget Adjustments

AGENCY SUMMARY STATEMENT

Total Agency

Means of Financing

Description	Existing Operating Budget as of 10/01/2024	Non-Recurring	Inflation	Compulsory	Workload	Other	FY2025-2026 Requested Continuation Level
STATE GENERAL FUND (Direct)	24,656,676	(4,963,424)	36,752	543,473	1,000,000	199,988	21,473,465
STATE GENERAL FUND BY:	—	—	—	—	—	—	—
INTERAGENCY TRANSFERS	—	—	—	—	—	—	—
FEES & SELF-GENERATED	—	—	—	—	—	—	—
STATUTORY DEDICATIONS	—	—	—	—	—	—	—
FEDERAL FUNDS	—	—	—	—	—	—	—
TOTAL MEANS OF FINANCING	\$24,656,676	\$(4,963,424)	\$36,752	\$543,473	\$1,000,000	\$199,988	\$21,473,465

Statutory Dedications

Description	Existing Operating Budget as of 10/01/2024	Non-Recurring	Inflation	Compulsory	Workload	Other	FY2025-2026 Requested Continuation Level
Total:	—	—	—	—	—	—	—

Expenditures and Positions

Description	Existing Operating Budget as of 10/01/2024	Non-Recurring	Inflation	Compulsory	Workload	Other	FY2025-2026 Requested Continuation Level
Salaries	3,706,708	—	—	506,550	—	—	4,213,258
Other Compensation	111,014	—	—	—	—	—	111,014
Related Benefits	2,095,750	—	—	36,923	—	—	2,132,673
TOTAL PERSONAL SERVICES	\$5,913,472	—	—	\$543,473	—	—	\$6,456,945
Travel	190,810	—	4,274	—	—	—	195,084
Operating Services	672,473	(18,310)	14,653	—	—	—	668,816
Supplies	150,748	—	3,377	—	—	—	154,125
TOTAL OPERATING EXPENSES	\$1,014,031	\$(18,310)	\$22,304	—	—	—	\$1,018,025
PROFESSIONAL SERVICES	\$932,726	\$(287,726)	\$14,448	—	—	—	\$659,448
Other Charges	14,370,211	(4,137,691)	—	—	1,000,000	200,000	11,432,520
Debt Service	—	—	—	—	—	—	—
Interagency Transfers	1,906,539	—	—	—	—	(12)	1,906,527
TOTAL OTHER CHARGES	\$16,276,750	\$(4,137,691)	—	—	\$1,000,000	\$199,988	\$13,339,047
Acquisitions	519,697	(519,697)	—	—	—	—	—
Major Repairs	—	—	—	—	—	—	—
TOTAL ACQ. & MAJOR REPAIRS	\$519,697	\$(519,697)	—	—	—	—	—
TOTAL EXPENDITURES	\$24,656,676	\$(4,963,424)	\$36,752	\$543,473	\$1,000,000	\$199,988	\$21,473,465
Classified	24	—	—	—	—	—	24
Unclassified	14	—	—	—	—	—	14
TOTAL AUTHORIZED T.O. POSITIONS	38	—	—	—	—	—	38
TOTAL AUTHORIZED OTHER CHARGES POSITIONS	—	—	—	—	—	—	—
TOTAL NON-T.O. FTE POSITIONS	—	—	—	—	—	—	—

CONTINUATION BUDGET ADJUSTMENTS - SUMMARIZED

Form 37213 — NR - Carryforwards

Means of Financing

	Amount
STATE GENERAL FUND (Direct)	(4,963,424)
STATE GENERAL FUND BY:	—
INTERAGENCY TRANSFERS	—
FEES & SELF-GENERATED	—
STATUTORY DEDICATIONS	—
FEDERAL FUNDS	—
TOTAL MEANS OF FINANCING	\$(4,963,424)

Expenditures

	Amount
Salaries	—
Other Compensation	—
Related Benefits	—
TOTAL PERSONAL SERVICES	—
Travel	—
Operating Services	(18,310)
Supplies	—
TOTAL OPERATING EXPENSES	\$(18,310)
PROFESSIONAL SERVICES	\$(287,726)
Other Charges	(4,137,691)
Debt Service	—
Interagency Transfers	—
TOTAL OTHER CHARGES	\$(4,137,691)
Acquisitions	(519,697)
Major Repairs	—
TOTAL ACQ. & MAJOR REPAIRS	\$(519,697)
TOTAL EXPENDITURES	\$(4,963,424)

Positions

	FTE
Classified	—
Unclassified	—
TOTAL AUTHORIZED T.O. POSITIONS	—
TOTAL AUTHORIZED OTHER CHARGES POSITIONS	—
TOTAL NON-T.O. FTE POSITIONS	—

Form 37214 — NR - Acquisitions and Major Repairs

Means of Financing

	Amount
STATE GENERAL FUND (Direct)	—
STATE GENERAL FUND BY:	—
INTERAGENCY TRANSFERS	—
FEES & SELF-GENERATED	—
STATUTORY DEDICATIONS	—
FEDERAL FUNDS	—
TOTAL MEANS OF FINANCING	—

Expenditures

	Amount
Salaries	—
Other Compensation	—
Related Benefits	—
TOTAL PERSONAL SERVICES	—
Travel	—
Operating Services	—
Supplies	—
TOTAL OPERATING EXPENSES	—
PROFESSIONAL SERVICES	—
Other Charges	—
Debt Service	—
Interagency Transfers	—
TOTAL OTHER CHARGES	—
Acquisitions	—
Major Repairs	—
TOTAL ACQ. & MAJOR REPAIRS	—
TOTAL EXPENDITURES	—

Positions

	FTE
Classified	—
Unclassified	—
TOTAL AUTHORIZED T.O. POSITIONS	—
TOTAL AUTHORIZED OTHER CHARGES POSITIONS	—
TOTAL NON-T.O. FTE POSITIONS	—

Form 37216 — Inflation Factor
Means of Financing

	Amount
STATE GENERAL FUND (Direct)	36,752
STATE GENERAL FUND BY:	—
INTERAGENCY TRANSFERS	—
FEES & SELF-GENERATED	—
STATUTORY DEDICATIONS	—
FEDERAL FUNDS	—
TOTAL MEANS OF FINANCING	\$36,752

Expenditures

	Amount
Salaries	—
Other Compensation	—
Related Benefits	—
TOTAL PERSONAL SERVICES	—
Travel	4,274
Operating Services	14,653
Supplies	3,377
TOTAL OPERATING EXPENSES	\$22,304
PROFESSIONAL SERVICES	\$14,448
Other Charges	—
Debt Service	—
Interagency Transfers	—
TOTAL OTHER CHARGES	—
Acquisitions	—
Major Repairs	—
TOTAL ACQ. & MAJOR REPAIRS	—
TOTAL EXPENDITURES	\$36,752

Positions

	FTE
Classified	—
Unclassified	—
TOTAL AUTHORIZED T.O. POSITIONS	—
TOTAL AUTHORIZED OTHER CHARGES POSITIONS	—
TOTAL NON-T.O. FTE POSITIONS	—

Form 37635 — 251 - Compulsory Adjustments

Means of Financing

	Amount
STATE GENERAL FUND (Direct)	543,473
STATE GENERAL FUND BY:	—
INTERAGENCY TRANSFERS	—
FEES & SELF-GENERATED	—
STATUTORY DEDICATIONS	—
FEDERAL FUNDS	—
TOTAL MEANS OF FINANCING	\$543,473

Expenditures

	Amount
Salaries	506,550
Other Compensation	—
Related Benefits	36,923
TOTAL PERSONAL SERVICES	\$543,473
Travel	—
Operating Services	—
Supplies	—
TOTAL OPERATING EXPENSES	—
PROFESSIONAL SERVICES	—
Other Charges	—
Debt Service	—
Interagency Transfers	—
TOTAL OTHER CHARGES	—
Acquisitions	—
Major Repairs	—
TOTAL ACQ. & MAJOR REPAIRS	—
TOTAL EXPENDITURES	\$543,473

Positions

	FTE
Classified	—
Unclassified	—
TOTAL AUTHORIZED T.O. POSITIONS	—
TOTAL AUTHORIZED OTHER CHARGES POSITIONS	—
TOTAL NON-T.O. FTE POSITIONS	—

Continuation Budget Adjustments - Summarized

Total Agency
Request Type: WORKLOAD

Form 38268 — 251 Workload Adjustment

Means of Financing

	Amount
STATE GENERAL FUND (Direct)	1,000,000
STATE GENERAL FUND BY:	—
INTERAGENCY TRANSFERS	—
FEES & SELF-GENERATED	—
STATUTORY DEDICATIONS	—
FEDERAL FUNDS	—
TOTAL MEANS OF FINANCING	\$1,000,000

Expenditures

	Amount
Salaries	—
Other Compensation	—
Related Benefits	—
TOTAL PERSONAL SERVICES	—
Travel	—
Operating Services	—
Supplies	—
TOTAL OPERATING EXPENSES	—
PROFESSIONAL SERVICES	—
Other Charges	1,000,000
Debt Service	—
Interagency Transfers	—
TOTAL OTHER CHARGES	\$1,000,000
Acquisitions	—
Major Repairs	—
TOTAL ACQ. & MAJOR REPAIRS	—
TOTAL EXPENDITURES	\$1,000,000

Positions

	FTE
Classified	—
Unclassified	—
TOTAL AUTHORIZED T.O. POSITIONS	—
TOTAL AUTHORIZED OTHER CHARGES POSITIONS	—
TOTAL NON-T.O. FTE POSITIONS	—

Form 37637 — 251 - IAT Adjustment

Means of Financing

	Amount
STATE GENERAL FUND (Direct)	(12)
STATE GENERAL FUND BY:	—
INTERAGENCY TRANSFERS	—
FEES & SELF-GENERATED	—
STATUTORY DEDICATIONS	—
FEDERAL FUNDS	—
TOTAL MEANS OF FINANCING	\$(12)

Expenditures

	Amount
Salaries	—
Other Compensation	—
Related Benefits	—
TOTAL PERSONAL SERVICES	—
Travel	—
Operating Services	—
Supplies	—
TOTAL OPERATING EXPENSES	—
PROFESSIONAL SERVICES	—
Other Charges	—
Debt Service	—
Interagency Transfers	(12)
TOTAL OTHER CHARGES	\$(12)
Acquisitions	—
Major Repairs	—
TOTAL ACQ. & MAJOR REPAIRS	—
TOTAL EXPENDITURES	\$(12)

Positions

	FTE
Classified	—
Unclassified	—
TOTAL AUTHORIZED T.O. POSITIONS	—
TOTAL AUTHORIZED OTHER CHARGES POSITIONS	—
TOTAL NON-T.O. FTE POSITIONS	—

Form 38270 — 251- Major Events Admin Costs

Means of Financing

	Amount
STATE GENERAL FUND (Direct)	200,000
STATE GENERAL FUND BY:	—
INTERAGENCY TRANSFERS	—
FEES & SELF-GENERATED	—
STATUTORY DEDICATIONS	—
FEDERAL FUNDS	—
TOTAL MEANS OF FINANCING	\$200,000

Expenditures

	Amount
Salaries	—
Other Compensation	—
Related Benefits	—
TOTAL PERSONAL SERVICES	—
Travel	—
Operating Services	—
Supplies	—
TOTAL OPERATING EXPENSES	—
PROFESSIONAL SERVICES	—
Other Charges	200,000
Debt Service	—
Interagency Transfers	—
TOTAL OTHER CHARGES	\$200,000
Acquisitions	—
Major Repairs	—
TOTAL ACQ. & MAJOR REPAIRS	—
TOTAL EXPENDITURES	\$200,000

Positions

	FTE
Classified	—
Unclassified	—
TOTAL AUTHORIZED T.O. POSITIONS	—
TOTAL AUTHORIZED OTHER CHARGES POSITIONS	—
TOTAL NON-T.O. FTE POSITIONS	—

PROGRAM SUMMARY STATEMENT

2511 - Administration

Means of Financing

Description	Existing Operating Budget as of 10/01/2024	Non-Recurring	Inflation	Compulsory	Workload	Other	FY2025-2026 Requested Continuation Level
STATE GENERAL FUND (Direct)	24,656,676	(4,963,424)	36,752	543,473	1,000,000	199,988	21,473,465
STATE GENERAL FUND BY:	—	—	—	—	—	—	—
INTERAGENCY TRANSFERS	—	—	—	—	—	—	—
FEES & SELF-GENERATED	—	—	—	—	—	—	—
STATUTORY DEDICATIONS	—	—	—	—	—	—	—
FEDERAL FUNDS	—	—	—	—	—	—	—
TOTAL MEANS OF FINANCING	\$24,656,676	\$(4,963,424)	\$36,752	\$543,473	\$1,000,000	\$199,988	\$21,473,465

Expenditures and Positions

Description	Existing Operating Budget as of 10/01/2024	Non-Recurring	Inflation	Compulsory	Workload	Other	FY2025-2026 Requested Continuation Level
Salaries	3,706,708	—	—	506,550	—	—	4,213,258
Other Compensation	111,014	—	—	—	—	—	111,014
Related Benefits	2,095,750	—	—	36,923	—	—	2,132,673
TOTAL PERSONAL SERVICES	\$5,913,472	—	—	\$543,473	—	—	\$6,456,945
Travel	190,810	—	4,274	—	—	—	195,084
Operating Services	672,473	(18,310)	14,653	—	—	—	668,816
Supplies	150,748	—	3,377	—	—	—	154,125
TOTAL OPERATING EXPENSES	\$1,014,031	\$(18,310)	\$22,304	—	—	—	\$1,018,025
PROFESSIONAL SERVICES	\$932,726	\$(287,726)	\$14,448	—	—	—	\$659,448
Other Charges	14,370,211	(4,137,691)	—	—	1,000,000	200,000	11,432,520
Debt Service	—	—	—	—	—	—	—
Interagency Transfers	1,906,539	—	—	—	—	(12)	1,906,527
TOTAL OTHER CHARGES	\$16,276,750	\$(4,137,691)	—	—	\$1,000,000	\$199,988	\$13,339,047
Acquisitions	519,697	(519,697)	—	—	—	—	—
Major Repairs	—	—	—	—	—	—	—
TOTAL ACQ. & MAJOR REPAIRS	\$519,697	\$(519,697)	—	—	—	—	—
TOTAL EXPENDITURES	\$24,656,676	\$(4,963,424)	\$36,752	\$543,473	\$1,000,000	\$199,988	\$21,473,465
Classified	24	—	—	—	—	—	24
Unclassified	14	—	—	—	—	—	14
TOTAL AUTHORIZED T.O. POSITIONS	38	—	—	—	—	—	38
TOTAL AUTHORIZED OTHER CHARGES POSITIONS	—	—	—	—	—	—	—
TOTAL NON-T.O. FTE POSITIONS	—	—	—	—	—	—	—

CONTINUATION BUDGET ADJUSTMENTS - BY PROGRAM

Form 37213 — NR - Carryforwards

2511 - Administration

Means of Financing

	Amount
STATE GENERAL FUND (Direct)	(4,963,424)
STATE GENERAL FUND BY:	—
INTERAGENCY TRANSFERS	—
FEES & SELF-GENERATED	—
STATUTORY DEDICATIONS	—
FEDERAL FUNDS	—
TOTAL MEANS OF FINANCING	\$(4,963,424)

Expenditures

	Amount
Salaries	—
Other Compensation	—
Related Benefits	—
TOTAL PERSONAL SERVICES	—
Travel	—
Operating Services	(18,310)
Supplies	—
TOTAL OPERATING EXPENSES	\$(18,310)
PROFESSIONAL SERVICES	\$(287,726)
Other Charges	(4,137,691)
Debt Service	—
Interagency Transfers	—
TOTAL OTHER CHARGES	\$(4,137,691)
Acquisitions	(519,697)
Major Repairs	—
TOTAL ACQ. & MAJOR REPAIRS	\$(519,697)
TOTAL EXPENDITURES	\$(4,963,424)

Positions

	FTE
Classified	—
Unclassified	—
TOTAL AUTHORIZED T.O. POSITIONS	—
TOTAL AUTHORIZED OTHER CHARGES POSITIONS	—
TOTAL NON-T.O. FTE POSITIONS	—

Statutory Dedications

	Amount
Total:	—

**Supporting Detail
Means of Financing**

Description	Amount
State General Fund	(4,963,424)
Total:	\$(4,963,424)

Operating Services

Commitment item	Name	Amount
5300000	TOTAL OPERATING SERV	(18,310)
Total:		\$(18,310)

Professional Services

Commitment item	Name	Amount
5500000	TOTAL PROF SERVICES	(287,726)
Total:		\$(287,726)

Other Charges

Commitment item	Name	Amount
5600000	TOTAL OTHER CHARGES	(4,137,691)
Total:		\$(4,137,691)

Acquisitions

Commitment item	Name	Amount
5700000	TOTAL ACQUISITIONS	(519,697)
Total:		\$(519,697)

Form 37214 — NR - Acquisitions and Major Repairs

2511 - Administration

Means of Financing

	Amount
STATE GENERAL FUND (Direct)	—
STATE GENERAL FUND BY:	—
INTERAGENCY TRANSFERS	—
FEES & SELF-GENERATED	—
STATUTORY DEDICATIONS	—
FEDERAL FUNDS	—
TOTAL MEANS OF FINANCING	—

Expenditures

	Amount
Salaries	—
Other Compensation	—
Related Benefits	—
TOTAL PERSONAL SERVICES	—
Travel	—
Operating Services	—
Supplies	—
TOTAL OPERATING EXPENSES	—
PROFESSIONAL SERVICES	—
Other Charges	—
Debt Service	—
Interagency Transfers	—
TOTAL OTHER CHARGES	—
Acquisitions	—
Major Repairs	—
TOTAL ACQ. & MAJOR REPAIRS	—
TOTAL EXPENDITURES	—

Positions

	FTE
Classified	—
Unclassified	—
TOTAL AUTHORIZED T.O. POSITIONS	—
TOTAL AUTHORIZED OTHER CHARGES POSITIONS	—
TOTAL NON-T.O. FTE POSITIONS	—

Statutory Dedications

	Amount
Total:	—

**Supporting Detail
Means of Financing**

Description	Amount
State General Fund	—
Total:	—

Form 37216 — Inflation Factor

2511 - Administration

Means of Financing

	Amount
STATE GENERAL FUND (Direct)	36,752
STATE GENERAL FUND BY:	—
INTERAGENCY TRANSFERS	—
FEES & SELF-GENERATED	—
STATUTORY DEDICATIONS	—
FEDERAL FUNDS	—
TOTAL MEANS OF FINANCING	\$36,752

Expenditures

	Amount
Salaries	—
Other Compensation	—
Related Benefits	—
TOTAL PERSONAL SERVICES	—
Travel	4,274
Operating Services	14,653
Supplies	3,377
TOTAL OPERATING EXPENSES	\$22,304
PROFESSIONAL SERVICES	\$14,448
Other Charges	—
Debt Service	—
Interagency Transfers	—
TOTAL OTHER CHARGES	—
Acquisitions	—
Major Repairs	—
TOTAL ACQ. & MAJOR REPAIRS	—
TOTAL EXPENDITURES	\$36,752

Positions

	FTE
Classified	—
Unclassified	—
TOTAL AUTHORIZED T.O. POSITIONS	—
TOTAL AUTHORIZED OTHER CHARGES POSITIONS	—
TOTAL NON-T.O. FTE POSITIONS	—

Statutory Dedications

	Amount
Total:	—

Supporting Detail
Means of Financing

Description	Amount
State General Fund	36,752
Total:	\$36,752

Travel

Commitment item	Name	Amount
5200000	TOTAL TRAVEL	4,274
Total:		\$4,274

Operating Services

Commitment item	Name	Amount
5300000	TOTAL OPERATING SERV	14,653
Total:		\$14,653

Supplies

Commitment item	Name	Amount
5400000	TOTAL SUPPLIES	3,377
Total:		\$3,377

Professional Services

Commitment item	Name	Amount
5500000	TOTAL PROF SERVICES	14,448
Total:		\$14,448

Form 37635 — 251 - Compulsory Adjustments

2511 - Administration

MEANS OF FINANCING

	Amount
STATE GENERAL FUND (Direct)	543,473
STATE GENERAL FUND BY:	—
INTERAGENCY TRANSFERS	—
FEES & SELF-GENERATED	—
STATUTORY DEDICATIONS	—
FEDERAL FUNDS	—
TOTAL MEANS OF FINANCING	\$543,473

EXPENDITURES

	Amount
Salaries	506,550
Other Compensation	—
Related Benefits	36,923
TOTAL PERSONAL SERVICES	\$543,473
Travel	—
Operating Services	—
Supplies	—
TOTAL OPERATING EXPENSES	—
PROFESSIONAL SERVICES	—
Other Charges	—
Debt Service	—
Interagency Transfers	—
TOTAL OTHER CHARGES	—
Acquisitions	—
Major Repairs	—
TOTAL ACQ. & MAJOR REPAIRS	—
TOTAL EXPENDITURES	\$543,473

AUTHORIZED POSITIONS

	FTE
Classified	—
Unclassified	—
TOTAL AUTHORIZED T.O. POSITIONS	—
TOTAL AUTHORIZED OTHER CHARGES POSITIONS	—
TOTAL NON-T.O. FTE POSITIONS	—

Question	Narrative Response
Explain the need for this request.	This Adjustment is for the FY2025-2026 Market Adjustment. Personnel changes that differ from the 9/15/24 PEP report are reflected in the attached BR-9B workbook. It reflects market adjustment and structural changes following the restructure of LED, there may have been significant changes in the reporting hierarchy and departmental structures. This could include the creation of new positions, elimination of redundant roles, or realignment of teams to improve efficiency. The reorganization of LED (Act 590 of the 2024 regular session) required the development of a new organizational chart which was not finalized until late October. LAGOV accounting structure was changed (elimination of some divisions and the creation of new ones). The Human Resources Division made personnel changes in LAGOV per the new organizational chart and the BR-9B Salary Schedule was completed to reflect the new organizational chart as of October 22, 2024.
Cite performance indicators for the adjustment.	There are no performance indicators for this adjustment
What would the impact be if this is not funded?	Insufficient funding for a salary market increase for employees belonging to the Office of the Secretary
Is revenue a fixed amount or can it be adjusted?	Fixed
Is the expenditure of these revenues restricted?	No
Additional information or comments.	No additional comments

Form 38268 — 251 Workload Adjustment

2511 - Administration

MEANS OF FINANCING

	Amount
STATE GENERAL FUND (Direct)	1,000,000
STATE GENERAL FUND BY:	—
INTERAGENCY TRANSFERS	—
FEES & SELF-GENERATED	—
STATUTORY DEDICATIONS	—
FEDERAL FUNDS	—
TOTAL MEANS OF FINANCING	\$1,000,000

EXPENDITURES

	Amount
Salaries	—
Other Compensation	—
Related Benefits	—
TOTAL PERSONAL SERVICES	—
Travel	—
Operating Services	—
Supplies	—
TOTAL OPERATING EXPENSES	—
PROFESSIONAL SERVICES	—
Other Charges	1,000,000
Debt Service	—
Interagency Transfers	—
TOTAL OTHER CHARGES	\$1,000,000
Acquisitions	—
Major Repairs	—
TOTAL ACQ. & MAJOR REPAIRS	—
TOTAL EXPENDITURES	\$1,000,000

AUTHORIZED POSITIONS

	FTE
Classified	—
Unclassified	—
TOTAL AUTHORIZED T.O. POSITIONS	—
TOTAL AUTHORIZED OTHER CHARGES POSITIONS	—
TOTAL NON-T.O. FTE POSITIONS	—

Question	Narrative Response
Explain the need for this request.	<p>LED's FastStart Program provides customized workforce training solutions for companies expanding or locating in Louisiana. Based on a company's immediate and long-term workforce needs, the FastStart team crafts unique programs that ensure high-quality, flexible workers are prepared on day one and beyond. The FastStart team includes dozens of experienced professionals from a range of businesses, manufacturing to corporate headquarters, digital media to customer support centers and R&D. FastStart has designed and delivered comprehensive workforce solutions for a wide variety of Fortune 500 companies, as well as high-tech companies funded by leading venture capital firms. This workload adjustment is requested to provide the additional funds needed to fulfill the state's obligation to companies that have been awarded performance based grants. Almost every performance based grant offered to a company to expand or locate in Louisiana includes a FastStart component as part of the state's incentive package. FastStart employees are paid through a cooperative agreement with the Louisiana Community Technical College System (LCTCS). Due to the increased number of performance based grants awarded over the last several years, as well as the number of new projects that will be in the first year of funding in FY26, the workload/need for additional staff will be beyond the current budget capacity. The FY24 base budget for LCTCS was \$7M. The actual expenditures for FY24 was \$7.2M, The anticipated expenditures for FY25 are expected to be approximately \$7.7M and the FY26 expenses are expected to be approximately \$8M. Again, this is largely due to the number of new projects announced as well as confidential projects in the pipeline.</p>
Cite performance indicators for the adjustment.	There are no performance indicators for the adjustment.
What would the impact be if this is not funded?	The FastStart program would not be able to fulfill the contractual obligations of the state's incentive for the performance based grants awarded to companies who locate or expand in Louisiana.
Is revenue a fixed amount or can it be adjusted?	Can be adjusted
Is the expenditure of these revenues restricted?	No.
Additional information or comments.	

Form 37637 — 251 - IAT Adjustment

2511 - Administration

MEANS OF FINANCING

	Amount
STATE GENERAL FUND (Direct)	(12)
STATE GENERAL FUND BY:	—
INTERAGENCY TRANSFERS	—
FEES & SELF-GENERATED	—
STATUTORY DEDICATIONS	—
FEDERAL FUNDS	—
TOTAL MEANS OF FINANCING	\$(12)

EXPENDITURES

	Amount
Salaries	—
Other Compensation	—
Related Benefits	—
TOTAL PERSONAL SERVICES	—
Travel	—
Operating Services	—
Supplies	—
TOTAL OPERATING EXPENSES	—
PROFESSIONAL SERVICES	—
Other Charges	—
Debt Service	—
Interagency Transfers	(12)
TOTAL OTHER CHARGES	\$(12)
Acquisitions	—
Major Repairs	—
TOTAL ACQ. & MAJOR REPAIRS	—
TOTAL EXPENDITURES	\$(12)

AUTHORIZED POSITIONS

	FTE
Classified	—
Unclassified	—
TOTAL AUTHORIZED T.O. POSITIONS	—
TOTAL AUTHORIZED OTHER CHARGES POSITIONS	—
TOTAL NON-T.O. FTE POSITIONS	—

Question	Narrative Response
Explain the need for this request.	Fees assessed by the Office of the Legislative Auditor for services rendered
Cite performance indicators for the adjustment.	N/A
What would the impact be if this is not funded?	Obligated expenses would go un-funded.
Is revenue a fixed amount or can it be adjusted?	Fixed
Is the expenditure of these revenues restricted?	No
Additional information or comments.	N/A

Form 38270 — 251- Major Events Admin Costs

2511 - Administration

MEANS OF FINANCING

	Amount
STATE GENERAL FUND (Direct)	200,000
STATE GENERAL FUND BY:	—
INTERAGENCY TRANSFERS	—
FEES & SELF-GENERATED	—
STATUTORY DEDICATIONS	—
FEDERAL FUNDS	—
TOTAL MEANS OF FINANCING	\$200,000

EXPENDITURES

	Amount
Salaries	—
Other Compensation	—
Related Benefits	—
TOTAL PERSONAL SERVICES	—
Travel	—
Operating Services	—
Supplies	—
TOTAL OPERATING EXPENSES	—
PROFESSIONAL SERVICES	—
Other Charges	200,000
Debt Service	—
Interagency Transfers	—
TOTAL OTHER CHARGES	\$200,000
Acquisitions	—
Major Repairs	—
TOTAL ACQ. & MAJOR REPAIRS	—
TOTAL EXPENDITURES	\$200,000

AUTHORIZED POSITIONS

	FTE
Classified	—
Unclassified	—
TOTAL AUTHORIZED T.O. POSITIONS	—
TOTAL AUTHORIZED OTHER CHARGES POSITIONS	—
TOTAL NON-T.O. FTE POSITIONS	—

Question	Narrative Response
Explain the need for this request.	This adjustment is requested to realign funds from Agency 252, Office of Business Development to Agency 251, Office of the Secretary, Economic Competitiveness Division. In FY25, Act 4 of the 2024 Regular Session, a line item adjustment of \$200K was appropriated for the Administrative costs associated with the Major Events Incentive Fund (MEIF) in Agency 252. This program was previously administered by Culture, Recreation and Tourism but was transferred to LED via act 518 of the 2024 Regular Session. The \$200K administrative costs were in CRT's base budget and the legislative intent is to transfer this to LED as well. The legislative line item was non-recurred in Agency 252 in accordance with the guidelines, so this request is not presented as a Technical Adjustment. Due to the reorganization of LED (Act 590 of the 2024 Regular Session), it was determined that the administrative costs are more appropriate with the Economic Competitiveness division which is in Office of the Secretary. The net adjustment to the State General Fund is zero. The funds are used for economic impact studies related to Major Events projects.
Cite performance indicators for the adjustment.	There are not performance indicators for the adjustment
What would the impact be if this is not funded?	The economic impact analyses of the Major Events Incentive Fund would not be completed and the legislative intent would not be fulfilled.
Is revenue a fixed amount or can it be adjusted?	Adjusted per the pleasure of the legislature
Is the expenditure of these revenues restricted?	No, but they are used solely for the administrative costs of the MEIF economic impact analyses.
Additional information or comments.	



This page has been intentionally left blank

Technical and Other Adjustments

AGENCY SUMMARY STATEMENT

Total Agency

Means of Financing	Existing Operating Budget as of 10/01/2024	FY2025-2026 Requested Continuation Adjustment	FY2025-2026 Requested in this Adjustment Package	FY2025-2026 Requested Realignment
STATE GENERAL FUND (Direct)	24,656,676	(3,183,211)	506,698	21,980,163
STATE GENERAL FUND BY:	—	—	—	—
INTERAGENCY TRANSFERS	—	—	—	—
FEES & SELF-GENERATED	—	—	—	—
STATUTORY DEDICATIONS	—	—	—	—
FEDERAL FUNDS	—	—	—	—
TOTAL MEANS OF FINANCING	\$24,656,676	\$(3,183,211)	\$506,698	\$21,980,163
Salaries	3,706,708	506,550	174,400	4,387,658
Other Compensation	111,014	—	—	111,014
Related Benefits	2,095,750	36,923	82,298	2,214,971
TOTAL PERSONAL SERVICES	\$5,913,472	\$543,473	\$256,698	\$6,713,643
Travel	190,810	4,274	—	195,084
Operating Services	672,473	(3,657)	—	668,816
Supplies	150,748	3,377	—	154,125
TOTAL OPERATING EXPENSES	\$1,014,031	\$3,994	—	\$1,018,025
PROFESSIONAL SERVICES	\$932,726	\$(273,278)	—	\$659,448
Other Charges	14,370,211	(2,937,691)	250,000	11,682,520
Debt Service	—	—	—	—
Interagency Transfers	1,906,539	(12)	—	1,906,527
TOTAL OTHER CHARGES	\$16,276,750	\$(2,937,703)	\$250,000	\$13,589,047
Acquisitions	519,697	(519,697)	—	—
Major Repairs	—	—	—	—
TOTAL ACQ. & MAJOR REPAIRS	\$519,697	\$(519,697)	—	—
TOTAL EXPENDITURES	\$24,656,676	\$(3,183,211)	\$506,698	\$21,980,163
Classified	24	—	—	24
Unclassified	14	—	2	16
TOTAL AUTHORIZED T.O. POSITIONS	38	—	2	40
TOTAL AUTHORIZED OTHER CHARGES POSITIONS	—	—	—	—
TOTAL NON-T.O. FTE POSITIONS	—	—	—	—

PROGRAM BREAKOUT

Means of Financing	Requested in this Adjustment Package	2511 Administration
STATE GENERAL FUND (Direct)	506,698	506,698
STATE GENERAL FUND BY:	—	—
INTERAGENCY TRANSFERS	—	—
FEES & SELF-GENERATED	—	—
STATUTORY DEDICATIONS	—	—
FEDERAL FUNDS	—	—
TOTAL MEANS OF FINANCING	\$506,698	\$506,698
Salaries	174,400	174,400
Other Compensation	—	—
Related Benefits	82,298	82,298
TOTAL SALARIES	\$256,698	\$256,698
Travel	—	—
Operating Services	—	—
Supplies	—	—
TOTAL OPERATING EXPENSES	—	—
PROFESSIONAL SERVICES	—	—
Other Charges	250,000	250,000
Debt Service	—	—
Interagency Transfers	—	—
TOTAL OTHER CHARGES	\$250,000	\$250,000
Acquisitions	—	—
Major Repairs	—	—
TOTAL ACQ. & MAJOR REPAIRS	—	—
TOTAL EXPENDITURES & REQUEST	\$506,698	\$506,698
Classified	—	—
Unclassified	2	2
TOTAL AUTHORIZED T.O. POSITIONS	2	2
TOTAL AUTHORIZED OTHER CHARGES POSITIONS	—	—
TOTAL NON-T.O. FTE POSITIONS	—	—

PROGRAM SUMMARY STATEMENT

2511 - Administration

Means of Financing	Existing Operating Budget as of 10/01/2024	FY2025-2026 Requested Continuation Adjustment	FY2025-2026 Requested in this Adjustment Package	FY2025-2026 Requested Realignment
STATE GENERAL FUND (Direct)	24,656,676	(3,183,211)	506,698	21,980,163
STATE GENERAL FUND BY:	—	—	—	—
INTERAGENCY TRANSFERS	—	—	—	—
FEEs & SELF-GENERATED	—	—	—	—
STATUTORY DEDICATIONS	—	—	—	—
FEDERAL FUNDS	—	—	—	—
TOTAL MEANS OF FINANCING	\$24,656,676	\$(3,183,211)	\$506,698	\$21,980,163
Salaries	3,706,708	506,550	174,400	4,387,658
Other Compensation	111,014	—	—	111,014
Related Benefits	2,095,750	36,923	82,298	2,214,971
TOTAL PERSONAL SERVICES	\$5,913,472	\$543,473	\$256,698	\$6,713,643
Travel	190,810	4,274	—	195,084
Operating Services	672,473	(3,657)	—	668,816
Supplies	150,748	3,377	—	154,125
TOTAL OPERATING EXPENSES	\$1,014,031	\$3,994	—	\$1,018,025
PROFESSIONAL SERVICES	\$932,726	\$(273,278)	—	\$659,448
Other Charges	14,370,211	(2,937,691)	250,000	11,682,520
Debt Service	—	—	—	—
Interagency Transfers	1,906,539	(12)	—	1,906,527
TOTAL OTHER CHARGES	\$16,276,750	\$(2,937,703)	\$250,000	\$13,589,047
Acquisitions	519,697	(519,697)	—	—
Major Repairs	—	—	—	—
TOTAL ACQ. & MAJOR REPAIRS	\$519,697	\$(519,697)	—	—
TOTAL EXPENDITURES	\$24,656,676	\$(3,183,211)	\$506,698	\$21,980,163
Classified	24	—	—	24
Unclassified	14	—	2	16
TOTAL AUTHORIZED T.O. POSITIONS	38	—	2	40
TOTAL AUTHORIZED OTHER CHARGES POSITIONS	—	—	—	—
TOTAL NON-T.O. FTE POSITIONS	—	—	—	—

TECHNICAL AND OTHER ADJUSTMENTS

Form 38269 — 251 -Technical Project Site Specific

2511 - Administration

MEANS OF FINANCING

	Amount
STATE GENERAL FUND (Direct)	250,000
STATE GENERAL FUND BY:	—
INTERAGENCY TRANSFERS	—
FEES & SELF-GENERATED	—
STATUTORY DEDICATIONS	—
FEDERAL FUNDS	—
TOTAL MEANS OF FINANCING	\$250,000

EXPENDITURES

	Amount
Salaries	—
Other Compensation	—
Related Benefits	—
TOTAL PERSONAL SERVICES	—
Travel	—
Operating Services	—
Supplies	—
TOTAL OPERATING EXPENSES	—
PROFESSIONAL SERVICES	—
Other Charges	250,000
Debt Service	—
Interagency Transfers	—
TOTAL OTHER CHARGES	\$250,000
Acquisitions	—
Major Repairs	—
TOTAL ACQ. & MAJOR REPAIRS	—
TOTAL EXPENDITURES	\$250,000

AUTHORIZED POSITIONS

	FTE
Classified	—
Unclassified	—
TOTAL AUTHORIZED T.O. POSITIONS	—
TOTAL AUTHORIZED OTHER CHARGES POSITIONS	—
TOTAL NON-T.O. FTE POSITIONS	—

Statutory Dedications

	Amount
Total:	—

Question	Narrative Response
Explain the need for this request.	This Technical Adjustment is to move the Project Specific Site Preparation/Evaluation funding from Office of Business Development, Executive, Agency 252 to Office of the Secretary, Economic Competitiveness Division, Agency 251. There is a companion Technical Adjustment in Office of Business Development. The net result of this adjustment is zero. The reason for this adjustment is due to the reorganization of LED, via Act 590 of the 2024 Regular Session. It was deemed that the Project Site Specific funding was more appropriate to be administered by the Economic Competitiveness Division.
Cite performance indicators for the adjustment.	There are no performance indicators for the adjustment
What would the impact be if this is not funded?	This adjustment has a net zero impact - only realigning from one agency to another
Is revenue a fixed amount or can it be adjusted?	This moves funds from one agency to another
Is the expenditure of these revenues restricted?	No
Additional information or comments.	

Form 38743 — 251-Technical to add 2 pos to Eco Compet

2511 - Administration

MEANS OF FINANCING

	Amount
STATE GENERAL FUND (Direct)	256,698
STATE GENERAL FUND BY:	—
INTERAGENCY TRANSFERS	—
FEES & SELF-GENERATED	—
STATUTORY DEDICATIONS	—
FEDERAL FUNDS	—
TOTAL MEANS OF FINANCING	\$256,698

EXPENDITURES

	Amount
Salaries	174,400
Other Compensation	—
Related Benefits	82,298
TOTAL PERSONAL SERVICES	\$256,698
Travel	—
Operating Services	—
Supplies	—
TOTAL OPERATING EXPENSES	—
PROFESSIONAL SERVICES	—
Other Charges	—
Debt Service	—
Interagency Transfers	—
TOTAL OTHER CHARGES	—
Acquisitions	—
Major Repairs	—
TOTAL ACQ. & MAJOR REPAIRS	—
TOTAL EXPENDITURES	\$256,698

AUTHORIZED POSITIONS

	FTE
Classified	—
Unclassified	2
TOTAL AUTHORIZED T.O. POSITIONS	2
TOTAL AUTHORIZED OTHER CHARGES POSITIONS	—
TOTAL NON-T.O. FTE POSITIONS	—

Statutory Dedications

	Amount
Total:	—

Question	Narrative Response
Explain the need for this request.	This Technical Adjustment moves 2 positions from Office of Business Development (252) to Office of the Secretary (251) as part of LED's reorganization, Act 590 of the 2024 Regular Session to reflect the changes in the restructured organizational chart. A companion Technical Adjustment is reflected in 252 - Office of Business Development.. The net impact is zero. \$256,698 between agencies
Cite performance indicators for the adjustment.	There are no performance indicators for the adjustment.
What would the impact be if this is not funded?	There would be a shortfall in salary and related benefits in the Office of the Secretary (251)
Is revenue a fixed amount or can it be adjusted?	Fixed
Is the expenditure of these revenues restricted?	No
Additional information or comments.	No additional comments

New or Expanded Requests

AGENCY SUMMARY STATEMENT

Total Agency

Means of Financing and Expenditures	Existing Operating Budget as of 10/01/2024	FY2025-2026 Requested Continuation Adjustment	FY2025-2026 Requested in Technical/Other Package	FY2025-2026 Requested New/Expanded	FY2025-2026 Requested Realignment
STATE GENERAL FUND (Direct)	24,656,676	(3,183,211)	506,698	—	21,980,163
STATE GENERAL FUND BY:	—	—	—	—	—
INTERAGENCY TRANSFERS	—	—	—	—	—
FEES & SELF-GENERATED	—	—	—	—	—
STATUTORY DEDICATIONS	—	—	—	—	—
FEDERAL FUNDS	—	—	—	—	—
TOTAL MEANS OF FINANCING	\$24,656,676	\$(3,183,211)	\$506,698	—	\$21,980,163
Salaries	3,706,708	506,550	174,400	—	4,387,658
Other Compensation	111,014	—	—	—	111,014
Related Benefits	2,095,750	36,923	82,298	—	2,214,971
TOTAL PERSONAL SERVICES	\$5,913,472	\$543,473	\$256,698	—	\$6,713,643
Travel	190,810	4,274	—	—	195,084
Operating Services	672,473	(3,657)	—	—	668,816
Supplies	150,748	3,377	—	—	154,125
TOTAL OPERATING EXPENSES	\$1,014,031	\$3,994	—	—	\$1,018,025
PROFESSIONAL SERVICES	\$932,726	\$(273,278)	—	—	\$659,448
Other Charges	14,370,211	(2,937,691)	250,000	—	11,682,520
Debt Service	—	—	—	—	—
Interagency Transfers	1,906,539	(12)	—	—	1,906,527
TOTAL OTHER CHARGES	\$16,276,750	\$(2,937,703)	\$250,000	—	\$13,589,047
Acquisitions	519,697	(519,697)	—	—	—
Major Repairs	—	—	—	—	—
TOTAL ACQ. & MAJOR REPAIRS	\$519,697	\$(519,697)	—	—	—
TOTAL EXPENDITURES	\$24,656,676	\$(3,183,211)	\$506,698	—	\$21,980,163
Classified	24	—	—	—	24
Unclassified	14	—	2	—	16
TOTAL AUTHORIZED T.O. POSITIONS	38	—	2	—	40
TOTAL AUTHORIZED OTHER CHARGES POSITIONS	—	—	—	—	—
TOTAL NON-T.O. FTE POSITIONS	—	—	—	—	—

Statutory Dedications

Description	Existing Operating Budget as of 10/01/2024	FY2025-2026 Requested Continuation Adjustment	FY2025-2026 Requested in Technical/Other Package	FY2025-2026 Requested New/Expanded	FY2025-2026 Requested Realignment
Total:	—	—	—	—	—

PROGRAM SUMMARY STATEMENT

2511 - Administration

Means of Financing and Expenditures	Existing Operating Budget as of 10/01/2024	FY2025-2026 Requested Continuation Adjustment	FY2025-2026 Requested in Technical/Other Package	FY2025-2026 Requested New/Expanded	FY2025-2026 Requested Realignment
STATE GENERAL FUND (Direct)	24,656,676	(3,183,211)	506,698	—	21,980,163
STATE GENERAL FUND BY:	—	—	—	—	—
INTERAGENCY TRANSFERS	—	—	—	—	—
FEES & SELF-GENERATED	—	—	—	—	—
STATUTORY DEDICATIONS	—	—	—	—	—
FEDERAL FUNDS	—	—	—	—	—
TOTAL MEANS OF FINANCING	\$24,656,676	\$(3,183,211)	\$506,698	—	\$21,980,163
Salaries	3,706,708	506,550	174,400	—	4,387,658
Other Compensation	111,014	—	—	—	111,014
Related Benefits	2,095,750	36,923	82,298	—	2,214,971
TOTAL PERSONAL SERVICES	\$5,913,472	\$543,473	\$256,698	—	\$6,713,643
Travel	190,810	4,274	—	—	195,084
Operating Services	672,473	(3,657)	—	—	668,816
Supplies	150,748	3,377	—	—	154,125
TOTAL OPERATING EXPENSES	\$1,014,031	\$3,994	—	—	\$1,018,025
PROFESSIONAL SERVICES	\$932,726	\$(273,278)	—	—	\$659,448
Other Charges	14,370,211	(2,937,691)	250,000	—	11,682,520
Debt Service	—	—	—	—	—
Interagency Transfers	1,906,539	(12)	—	—	1,906,527
TOTAL OTHER CHARGES	\$16,276,750	\$(2,937,703)	\$250,000	—	\$13,589,047
Acquisitions	519,697	(519,697)	—	—	—
Major Repairs	—	—	—	—	—
TOTAL ACQ. & MAJOR REPAIRS	\$519,697	\$(519,697)	—	—	—
TOTAL EXPENDITURES	\$24,656,676	\$(3,183,211)	\$506,698	—	\$21,980,163
Classified	24	—	—	—	24
Unclassified	14	—	2	—	16
TOTAL AUTHORIZED T.O. POSITIONS	38	—	2	—	40
TOTAL AUTHORIZED OTHER CHARGES POSITIONS	—	—	—	—	—
TOTAL NON-T.O. FTE POSITIONS	—	—	—	—	—

Statutory Dedications

Description	Existing Operating Budget as of 10/01/2024	FY2025-2026 Requested Continuation Adjustment	FY2025-2026 Requested in Technical/Other Package	FY2025-2026 Requested New/Expanded	FY2025-2026 Requested Realignment
Total:	—	—	—	—	—



This page has been intentionally left blank

Total Request Summary

AGENCY SUMMARY STATEMENT

Total Agency

Means of Financing

Description	FY2023-2024 Actuals	Existing Operating Budget as of 10/01/2024	FY2025-2026 Requested Continuation Adjustments	FY2025-2026 Requested in Technical/Other Adjustments	FY2025-2026 Requested New or Expanded Adjustments	FY2025-2026 Total Request	Over/Under EOB
STATE GENERAL FUND (Direct)	17,775,319	24,656,676	(3,183,211)	506,698	—	21,980,163	(2,676,513)
STATE GENERAL FUND BY:	—	—	—	—	—	—	—
INTERAGENCY TRANSFERS	—	—	—	—	—	—	—
FEES & SELF-GENERATED	—	—	—	—	—	—	—
STATUTORY DEDICATIONS	—	—	—	—	—	—	—
FEDERAL FUNDS	—	—	—	—	—	—	—
TOTAL MEANS OF FINANCING	\$17,775,319	\$24,656,676	\$(3,183,211)	\$506,698	—	\$21,980,163	\$(2,676,513)

Statutory Dedications

Description	FY2023-2024 Actuals	Existing Operating Budget as of 10/01/2024	FY2025-2026 Requested Continuation Adjustments	FY2025-2026 Requested in Technical/Other Adjustments	FY2025-2026 Requested New or Expanded Adjustments	FY2025-2026 Total Request	Over/Under EOB
Total:	—	—	—	—	—	—	—

Expenditures and Positions

Description	FY2023-2024 Actuals	Existing Operating Budget as of 10/01/2024	FY2025-2026 Requested Continuation Adjustments	FY2025-2026 Requested in Technical/Other Adjustments	FY2025-2026 Requested New or Expanded Adjustments	FY2025-2026 Total Request	Over/Under EOB
Salaries	3,228,789	3,706,708	506,550	174,400	—	4,387,658	680,950
Other Compensation	38,062	111,014	—	—	—	111,014	—
Related Benefits	1,864,743	2,095,750	36,923	82,298	—	2,214,971	119,221
TOTAL PERSONAL SERVICES	\$5,131,593	\$5,913,472	\$543,473	\$256,698	—	\$6,713,643	\$800,171
Travel	134,457	190,810	4,274	—	—	195,084	4,274
Operating Services	524,552	672,473	(3,657)	—	—	668,816	(3,657)
Supplies	108,370	150,748	3,377	—	—	154,125	3,377
TOTAL OPERATING EXPENSES	\$767,379	\$1,014,031	\$3,994	—	—	\$1,018,025	\$3,994
PROFESSIONAL SERVICES	\$548,818	\$932,726	\$(273,278)	—	—	\$659,448	\$(273,278)
Other Charges	9,327,699	14,370,211	(2,937,691)	250,000	—	11,682,520	(2,687,691)
Debt Service	—	—	—	—	—	—	—
Interagency Transfers	1,779,733	1,906,539	(12)	—	—	1,906,527	(12)
TOTAL OTHER CHARGES	\$11,107,432	\$16,276,750	\$(2,937,703)	\$250,000	—	\$13,589,047	\$(2,687,703)
Acquisitions	220,096	519,697	(519,697)	—	—	—	(519,697)
Major Repairs	—	—	—	—	—	—	—
TOTAL ACQ. & MAJOR REPAIRS	\$220,096	\$519,697	\$(519,697)	—	—	—	\$(519,697)
TOTAL EXPENDITURES	\$17,775,319	\$24,656,676	\$(3,183,211)	\$506,698	—	\$21,980,163	\$(2,676,513)
Classified	24	24	—	—	—	24	—
Unclassified	14	14	—	2	—	16	2
TOTAL AUTHORIZED T.O. POSITIONS	38	38	—	2	—	40	2
TOTAL AUTHORIZED OTHER CHARGES POSITIONS	—	—	—	—	—	—	—
TOTAL NON-T.O. FTE POSITIONS	—	—	—	—	—	—	—

PROGRAM SUMMARY STATEMENT

2511 - Administration

Means of Financing

Description	FY2023-2024 Actuals	Existing Operating Budget as of 10/01/2024	FY2025-2026 Requested Continuation Adjustments	FY2025-2026 Requested in Technical/Other Adjustments	FY2025-2026 Requested New or Expanded Adjustments	FY2025-2026 Total Request	Over/Under EOB
STATE GENERAL FUND (Direct)	17,775,319	24,656,676	(3,183,211)	506,698	—	21,980,163	(2,676,513)
STATE GENERAL FUND BY:	—	—	—	—	—	—	—
INTERAGENCY TRANSFERS	—	—	—	—	—	—	—
FEES & SELF-GENERATED	—	—	—	—	—	—	—
STATUTORY DEDICATIONS	—	—	—	—	—	—	—
FEDERAL FUNDS	—	—	—	—	—	—	—
TOTAL MEANS OF FINANCING	\$17,775,319	\$24,656,676	\$(3,183,211)	\$506,698	—	\$21,980,163	\$(2,676,513)

Expenditures and Positions

Description	FY2023-2024 Actuals	Existing Operating Budget as of 10/01/2024	FY2025-2026 Requested Continuation Adjustments	FY2025-2026 Requested in Technical/Other Adjustments	FY2025-2026 Requested New or Expanded Adjustments	FY2025-2026 Total Request	Over/Under EOB
Salaries	3,228,789	3,706,708	506,550	174,400	—	4,387,658	680,950
Other Compensation	38,062	111,014	—	—	—	111,014	—
Related Benefits	1,864,743	2,095,750	36,923	82,298	—	2,214,971	119,221
TOTAL PERSONAL SERVICES	\$5,131,593	\$5,913,472	\$543,473	\$256,698	—	\$6,713,643	\$800,171
Travel	134,457	190,810	4,274	—	—	195,084	4,274
Operating Services	524,552	672,473	(3,657)	—	—	668,816	(3,657)
Supplies	108,370	150,748	3,377	—	—	154,125	3,377
TOTAL OPERATING EXPENSES	\$767,379	\$1,014,031	\$3,994	—	—	\$1,018,025	\$3,994
PROFESSIONAL SERVICES	\$548,818	\$932,726	\$(273,278)	—	—	\$659,448	\$(273,278)
Other Charges	9,327,699	14,370,211	(2,937,691)	250,000	—	11,682,520	(2,687,691)
Debt Service	—	—	—	—	—	—	—
Interagency Transfers	1,779,733	1,906,539	(12)	—	—	1,906,527	(12)
TOTAL OTHER CHARGES	\$11,107,432	\$16,276,750	\$(2,937,703)	\$250,000	—	\$13,589,047	\$(2,687,703)
Acquisitions	220,096	519,697	(519,697)	—	—	—	(519,697)
Major Repairs	—	—	—	—	—	—	—
TOTAL ACQ. & MAJOR REPAIRS	\$220,096	\$519,697	\$(519,697)	—	—	—	\$(519,697)
TOTAL EXPENDITURES	\$17,775,319	\$24,656,676	\$(3,183,211)	\$506,698	—	\$21,980,163	\$(2,676,513)
Classified	24	24	—	—	—	24	—
Unclassified	14	14	—	2	—	16	2
TOTAL AUTHORIZED T.O. POSITIONS	38	38	—	2	—	40	2
TOTAL AUTHORIZED OTHER CHARGES POSITIONS	—	—	—	—	—	—	—
TOTAL NON-T.O. FTE POSITIONS	—	—	—	—	—	—	—

Addenda

INTERAGENCY TRANSFERS

INTERAGENCY AGREEMENT

BR-19B
(8/08)

Interagency Agreement Between Dept. of Transportation & Development-Administration (07-273) and Dept. of Economic Development - Office of the Secretary (05-251)
(Recipient Agency and #) (Sending Agency and #)

For Fiscal Year 2025 - 2026 Dept. of Transportation and Development-Administration (07-273) is budgeted to receive the following revenue
(Agency Name and #)

from Dept. of Economic Development - Office of the Secretary (05-251) by Interagency Transfer for the following reason(s)
(Agency Name and #)

The reason for this Interagency Agreement is to cover Agency's annual cost of \$432 associated with the Statewide Topographic Mapping Program established in R.S. 48:36

Brian Snow 9/23/2024
Recipient Agency Fiscal Officer Date
Scott D'Amico 9/26/24
Sending Agency Fiscal Officer Date

NOTE
It is the Receiving Agency's responsibility to ensure the execution of this Agreement.
Both Agencies must submit copies of this Agreement with their Budget Request (and any subsequent BA-7s as documentation for I.A.T. revenues and I.A.T. expense)

INTERAGENCY AGREEMENT

BR-19B
(8/09)

Interagency Agreement Between Dept. of Transportation & Development-Engineering & Operations (07-276) and Dept. of Economic Development - Office of the Secretary (05-251)
(Recipient Agency and #) (Sending Agency and #)

For Fiscal Year 2025 - 2026, Dept. of Transportation & Development-Engineering & Operations (07-276) is budgeted to receive the following revenue
(Agency Name and #)

from Dept. of Economic Development - Office of the Secretary (05-251) by Interagency Transfer for the following reason(s):
(Agency Name and #)

The reason for this Interagency Agreement is : To cover Agency's annual cost of \$26,275 associated with the Statewide Topographic Mapping Program established in R.S. 48:36.

Brian Ford 9/23/2024
Recipient Agency Fiscal Officer Date
Jeff Blankenship 9/26/24
Sending Agency Fiscal Officer Date

NOTE:
It is the Receiving Agency's responsibility to ensure the execution of this Agreement.
Both Agencies must submit copies of this Agreement with their Budget Request (and any subsequent BA's as documentation for I.A.T. revenues and I.A.T. expense).

Agency: 251 LED - OFFICE OF THE SECRETARY **STATE OF LOUISIANA** **CHILD - DS**
Childrens Budget **Fiscal Year 2025 - 2026**
Department Summary **Report Date: 11/1/24**

Service Number	Service Name	Agency Number	Agency Name	General Fund	IAT	Self Generated	Stat Deds	Federal Funds	Total Funds	Positions
			Total:	\$0	\$0	\$0	\$0	\$0	\$0	0

Agency: 251 LED - OFFICE OF THE SECRETARY

STATE OF LOUISIANA
Childrens Budget
by Department

CHILD - DC
Fiscal Year 2025 - 2026
Report Date: 11/1/24

Agency: 251 LED - OFFICE OF THE SECRETARY	STATE OF LOUISIANA Childrens Budget Agency Summary	CHILD - AS Fiscal Year 2025 - 2026 Report Date: 11/1/24
-------------------------------------------	-----------------------------------------------------------------	---------------------------------------------------------------

Service Number	Service Name	Program Number	Program Name	General Fund	IAT	Self Generated	Stat Deds	Federal Funds	Total Funds	Positions
			Total:	\$0	\$0	\$0	\$0	\$0	\$0	0

Agency: 251 LED - OFFICE OF THE SECRETARY

STATE OF LOUISIANA
Childrens Budget
by Agency

CHILD - AC
Fiscal Year 2025 - 2026
Report Date: 11/1/24

Agency: 251 LED - OFFICE OF THE SECRETARY

STATE OF LOUISIANA
Childrens Budget
by Agency/Program and Service

CHILD1
Fiscal Year 2025 - 2026
Report Date: 11/1/24

Agency: 251 LED - OFFICE OF THE SECRETARY	STATE OF LOUISIANA Childrens Budget Narrative	CHILD2 Fiscal Year 2025 - 2026 Report Date: 11/1/24
-------------------------------------------	------------------------------------------------------------	-----------------------------------------------------------

Form ID:	
Form Description:	
Service:	

Question and Narrative Response

Department: 05A - LED
 Agency: 251 LED - OFFICE OF THE SECRETARY

STATE OF LOUISIANA
Sunset Review

SUNSET1
 Fiscal Year 2025 - 2026
 Report Date: 11/1/24

2511 - Administration
39337 - 251 - SUNSET REVIEW BUDGET

Question and Narrative Response
Activity: Provide the name and brief description.
One Stop Licensing Program
Legal Citation & Year-Example: R.S. 99:1234(1999)
R.S. 51:936.1
If funded before, when & why was funding removed?
N/A
Funding requested in prior years? Yes/No, Explain
NO

Estimated Cost by Means of Financing	First Year Cost	Second Year Cost
STATE GENERAL FUND (Direct)	\$0	\$0
STATE GENERAL FUND BY:		
INTERAGENCY TRANSFERS	\$0	\$0
FEES & SELF-GENERATED	\$0	\$0
STATUTORY DEDICATIONS	\$0	\$0
FEDERAL FUNDS	\$0	\$0
TOTAL MEANS OF FINANCING	\$0	\$0

LOUISIANA WORKFORCE COMMISSION

Department of Economic Development

***Office of the Secretary
Administration Program***

Workforce Development Budget Request

FY 25/26

FY 2025-26 WORKFORCE DEVELOPMENT BUDGET REQUEST - PROGRAM AND FUNDING OVERVIEW						WFC-1
DEPT: Economic Development		BUDGET UNIT: Office of the Secretary		PROGRAM: Administration		DATE: November 1, 2024
<u>PROGRAM OVERVIEW</u>						
Briefly describe and explain the program. Identify the enabling legislation, administrative rule or executive order that established the program. Explain the services provided by the program, the target population and the eligibility criteria for the program.						
<p>The Louisiana FastStart program was transferred from Office of Business to Office of the Secretary in FY 09-10 Budget Request. Louisiana FastStart provides a turnkey workforce solution for business expansion and recruitment projects. This program assists in Louisiana' Business recruitment and expansion efforts by fully and definitively addressing a top company concern- the availability of trained/qualified employees. Louisiana Fast start delivers comprehensive workforce training services, from pre-employment assessment and training that help companies "select the best" to customized, job specific training that delivers exactly the right skills a business needs.</p>						
<u>FUNDING OVERVIEW AND ADJUSTMENTS REQUESTED</u>						
For each specific revenue source explain projected/requested increases or decreases in funding from existing budget to requested budget, including all continuation, new-expanded, and technical adjustments requested (see format below) with totals for each. Attach additional explanation sheets as necessary. Attach copies of all new-expanded requests and any <u>unusual</u> continuation or technical adjustments (e.g., unusual compulsory or "other adjustments" items).						
SGF	IAT	Self-Gen.	Stat. Ded.	Federal	Total	Description of adjustment (adjustment title, specific funding source, etc.)
\$13,495,034	\$0	\$0	\$0	0	\$13,495,034	EXISTING OPERATING BUDGET FOR 2024-25
						Continuation Adjustments for 2025-26 (list below):
(\$3,608,139)	\$0	\$0	\$0		(\$3,608,139)	Non-Recurring - CB-4
\$15,197					\$15,197	CB-5 - Inflation
(\$99,361)					(\$99,361)	CB-6 - Performance Adjustments - FastStart Training
\$1,000,000					\$1,000,000	CB-7 - Inflation
\$9,534		\$0			\$9,534	CB-8 - Means of Financing Change
(\$2,682,769)	\$0	\$0	\$0	\$0	(\$2,682,769)	Total Continuation Adjustments
						New/Expanded Adjustments for 2025-26:
\$0			\$0		\$0	Total New-Expanded Adjustments
						Technical Adjustments for 2025-26:
			\$0		\$0	Total Technical Adjustments
(\$2,682,769)	\$0	\$0	\$0		(\$2,682,769)	Total Adjustments for 2025-26
\$10,812,265	\$0	\$0	\$0	\$0	\$10,812,265	TOTAL OPERATING BUDGET REQUESTED FOR 2025-26

FY 2025-26 WORKFORCE DEVELOPMENT BUDGET REQUEST - REVENUES AND EXPENDITURES						WFC-2	
DEPT: Economic Development		BUDGET UNIT: Office of the Secretary		PROGRAM: Administration		DATE: November 1, 2024	
* List the specific sources of revenue for each category of financing.	Prior Year Actual FY 2021-22	Prior Year Actual FY 2022-23	Prior Year Actual FY 2023-24	Existing Operating Budget FY 2024-25	Total Budget Request FY 2025-26	\$\$ Change From Existing to Requested	Percent Change
MEANS OF FINANCING:							
State General Fund-Direct	\$8,688,824	\$8,833,701	\$9,259,011	\$13,495,034	\$10,812,265	(\$2,682,769)	-19.9%
Interagency Transfers:							
Community Development Block Grant	\$0	\$0	\$0	\$0	\$0	\$0	0.0%
Self-generated Revenue:							
Fees and Self-Generated - Business Incentives Fees				\$0	\$0	\$0	#DIV/0!
Statutory Dedications:							
LA Economic Development Fund	\$226,387	\$0	\$0	\$0	\$0	\$0	#DIV/0!
Rapid Response	\$0	\$0	\$0	\$0	\$0	\$0	0
Federal Funds:							
Interim Emergency Board							
Total Financing	\$8,915,211	\$8,833,701	\$9,259,011	\$13,495,034	\$10,812,265	(\$2,682,769)	-19.9%

FY 2025-26 WORKFORCE DEVELOPMENT BUDGET REQUEST - PERFORMANCE REVIEW WFC-3

DEPT: Economic Development BUDGET UNIT: Office of the Secretary PROGRAM: Administration DATE: November 1, 2024

PERFORMANCE DATA						
Common Core Performance Indicators	Prior Year (Actual) FY 2021-22	Prior Year (Actual) 2022-23	Prior Year (Actual) FY 23-24	Existing Budget (Estimated) FY 2024-25	Total Budget Request (Projected) FY 2025-26	Change From Existing to Requested
Number of participants	n/a				0	0
Cost per participant	n/a				\$0	\$0
Cost per completer	n/a	n/a	n/a	n/a	\$0	\$0
Completion rate	n/a	n/a	n/a	n/a	0.0%	0.0%
Placement rate	n/a	n/a	n/a	n/a	0.0%	0.0%
Supplementary Data						
Number of participants who exited program	n/a	n/a	n/a	n/a	0	0
Number of program completers	n/a	n/a	n/a	n/a	0	0
Number of job placements	n/a	n/a	n/a	n/a	0	0
Number of continuing education placements	n/a	n/a	n/a	n/a	0	0
					0	0
					0	0

Provide all other data and measures of performance that you feel are important for use in evaluation of the program.

PERFORMANCE EVALUATION

See Operational Plan in Office of the Secretary.

PROGRAM STRENGTHS

GENERAL ADDENDA



MICHAEL J. "MIKE" WAGUESPACK, CPA
LOUISIANA LEGISLATIVE AUDITOR

October 8, 2024

Ms. Susan Bourgeois
Secretary
Department of Economic Development
Post Office Box 94185
Baton Rouge, Louisiana 70804-9185

Dear Secretary Bourgeois,

Act 733 of the 2024 Regular Legislative Session authorized the Legislative Auditor to allocate and collect from each auditee included in the state's Annual Comprehensive Financial Report such amounts as may be reasonably necessary to compensate the Legislative Auditor for services rendered.

I understand your agency is currently preparing its budget for the 2025-2026 fiscal year. I ask that you include \$105,575 for the 2025-2026 regular allocation of audit costs in your budget.

Your agency's audit allocation is based on the cost of audit services provided to you. If additional audit services are requested or required, those services may result in additional audit costs charged to your agency. Those costs would be discussed with you prior to any additional allocation.

Inquiries concerning this allocation should be directed to Ms. Beth Q. Davis, CPA, First Assistant Legislative Auditor, at (225) 339-3977. I appreciate the many courtesies extended my staff over the years and look forward to working with you in the future.

Sincerely,

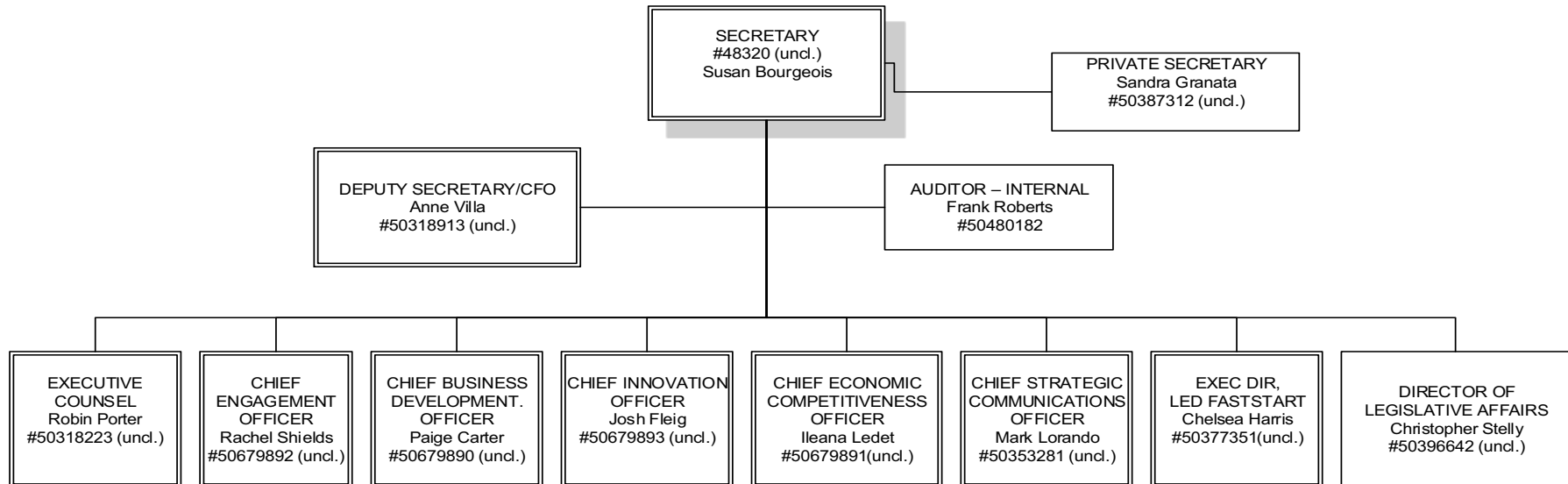
A handwritten signature in blue ink, appearing to read "Mike Waguespack", is written over a faint circular stamp.

Michael J. Waguespack, CPA
Louisiana Legislative Auditor

MJW:BQD:tmp
Allocation Letter 2026-ID 3325

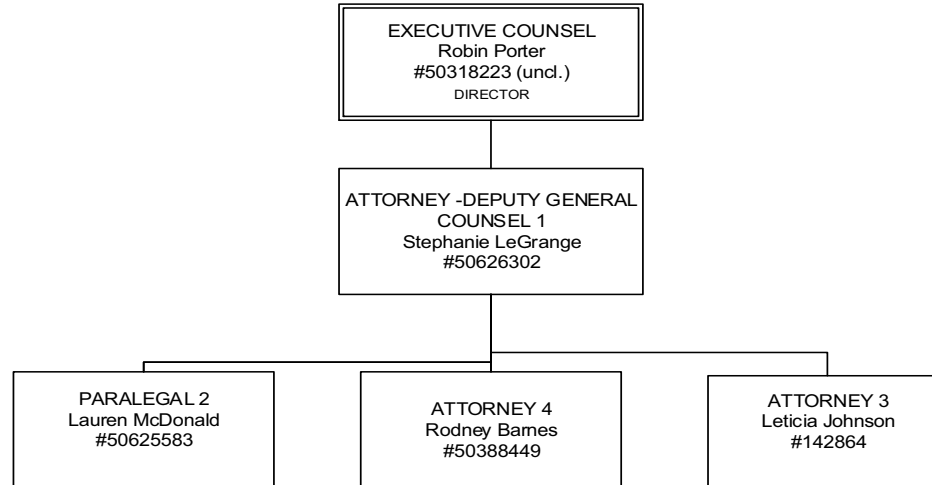


OFFICE OF THE SECRETARY



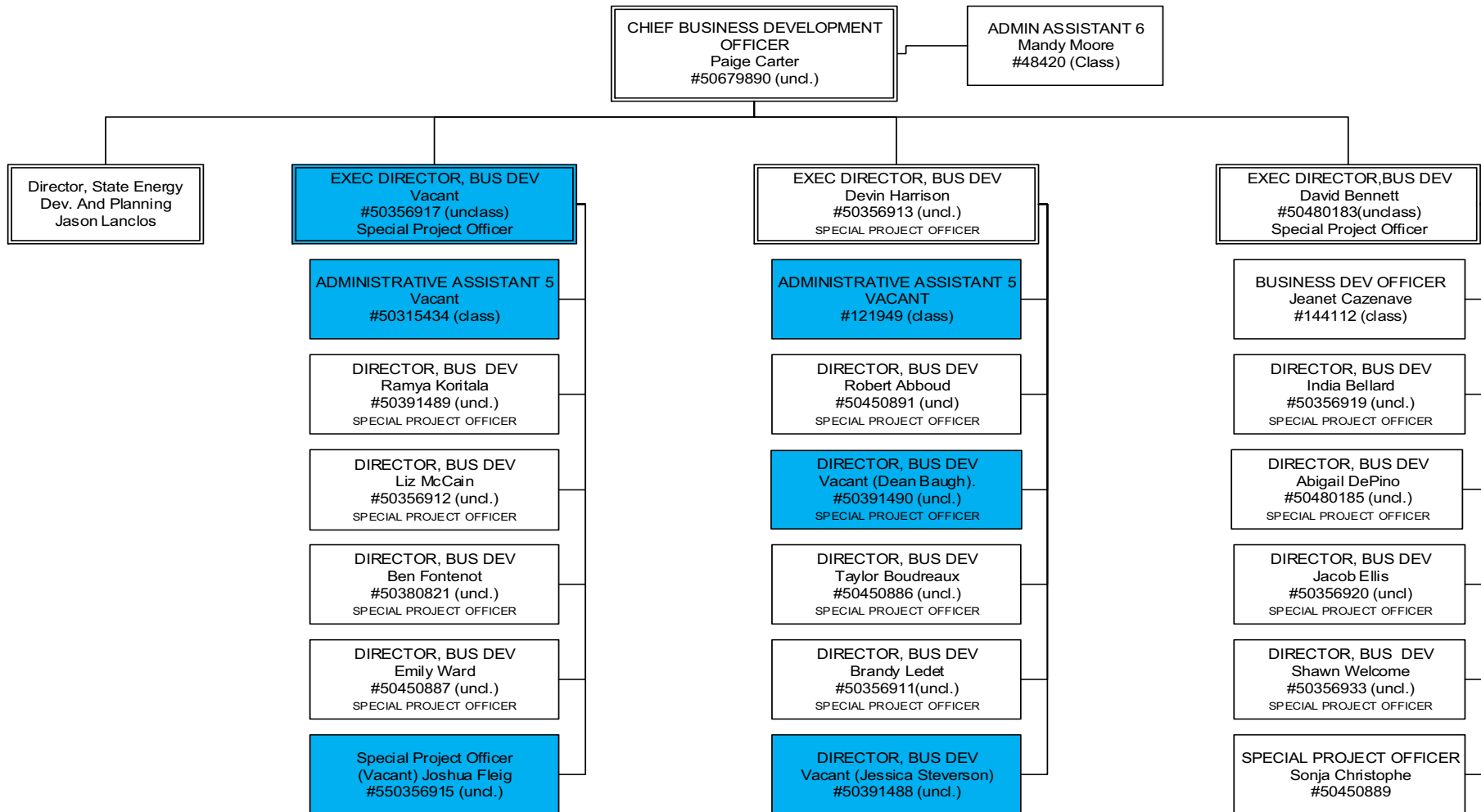


LEGAL SERVICES



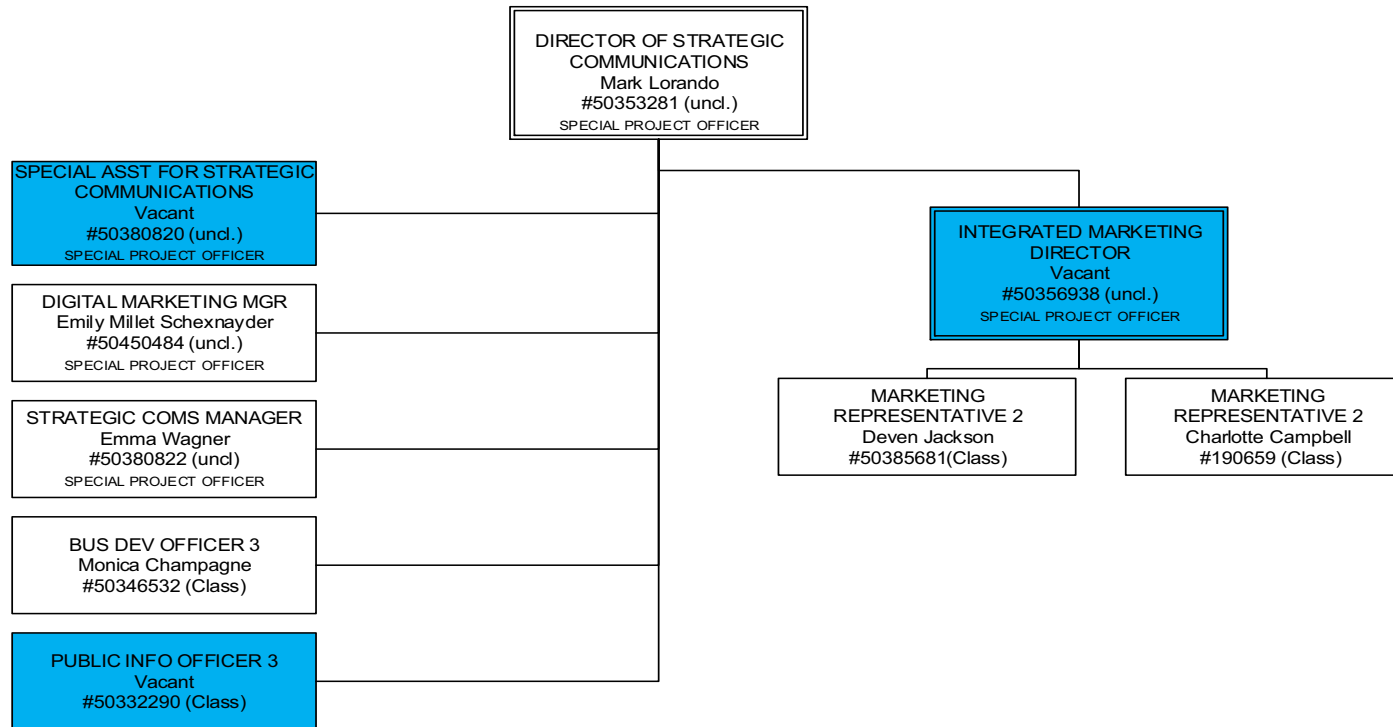


BUSINESS DEVELOPMENT



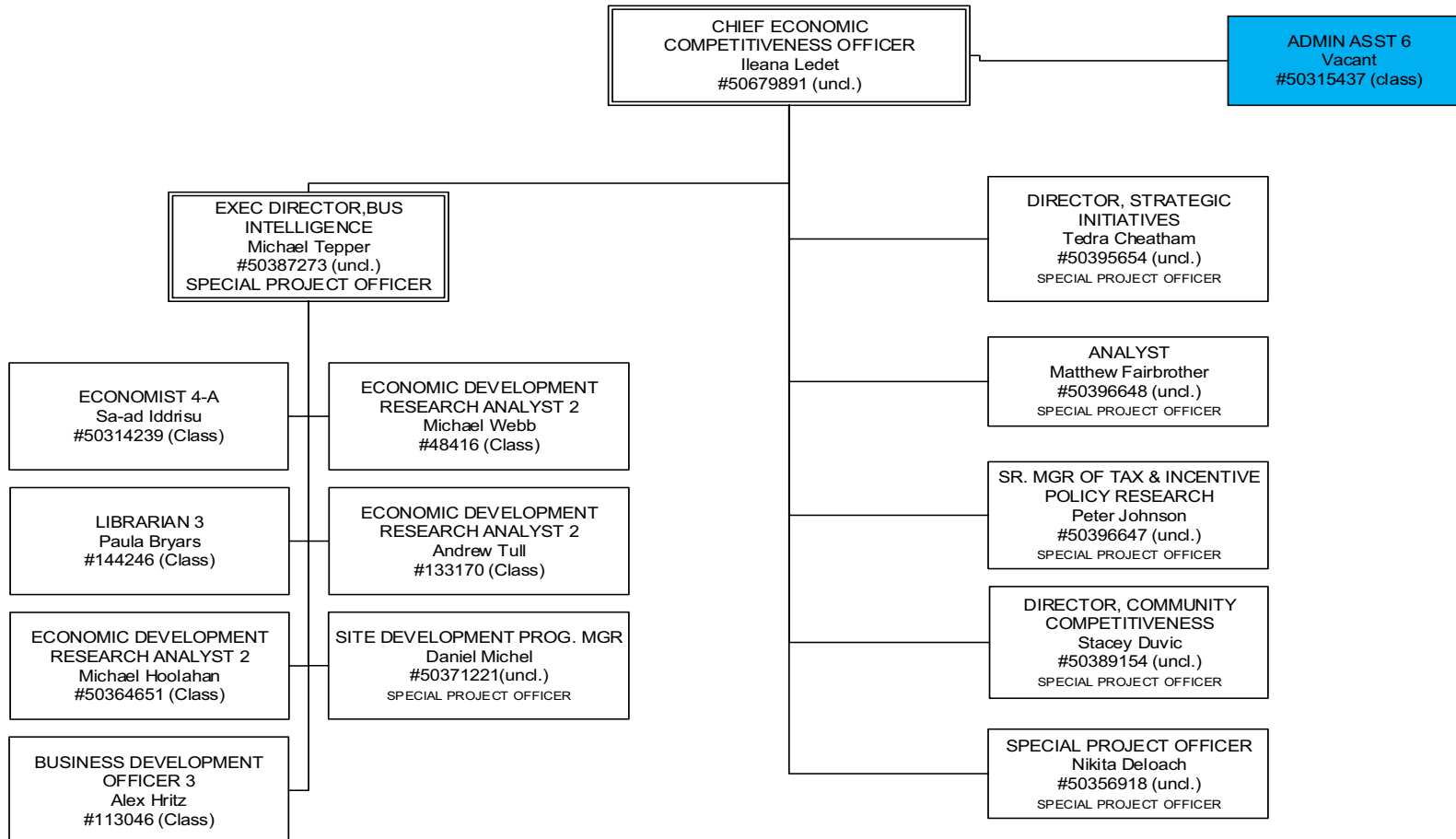


STRATEGIC COMMUNICATIONS



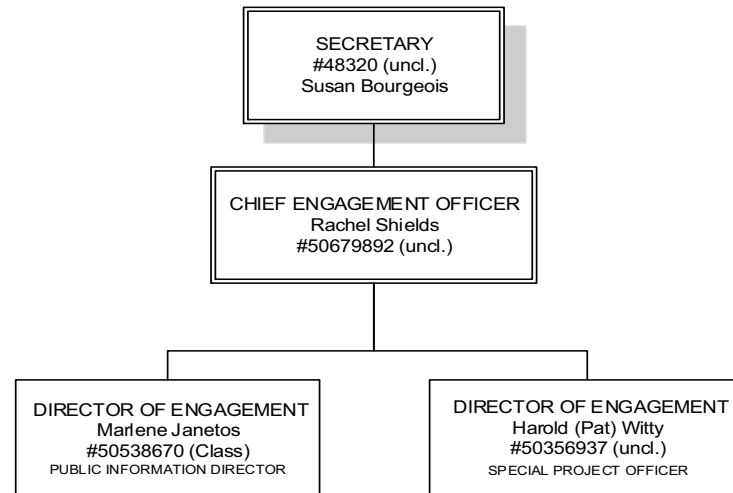


ECONOMIC COMPETITIVENESS



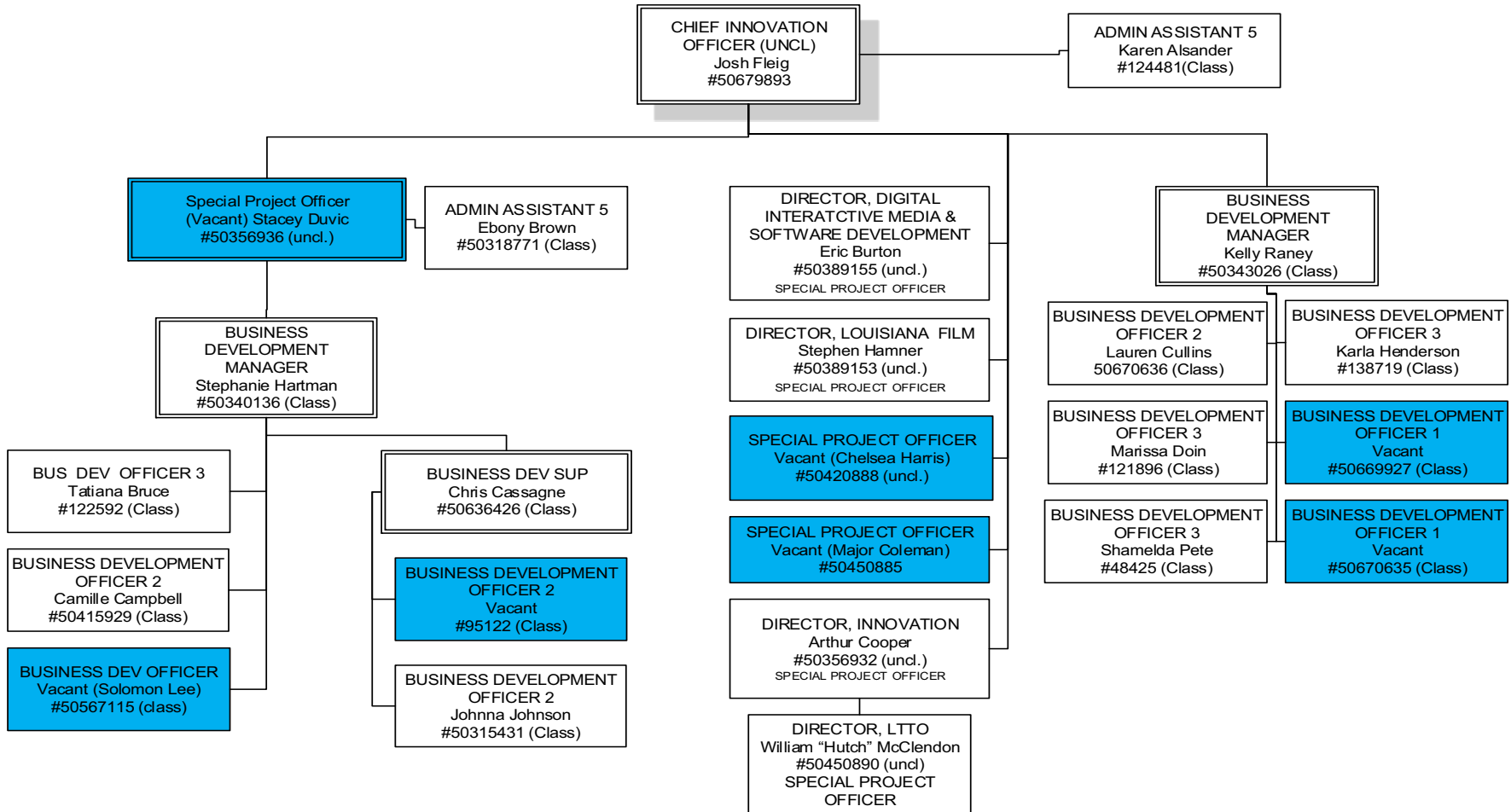


PARTNERSHIP & ENGAGEMENT



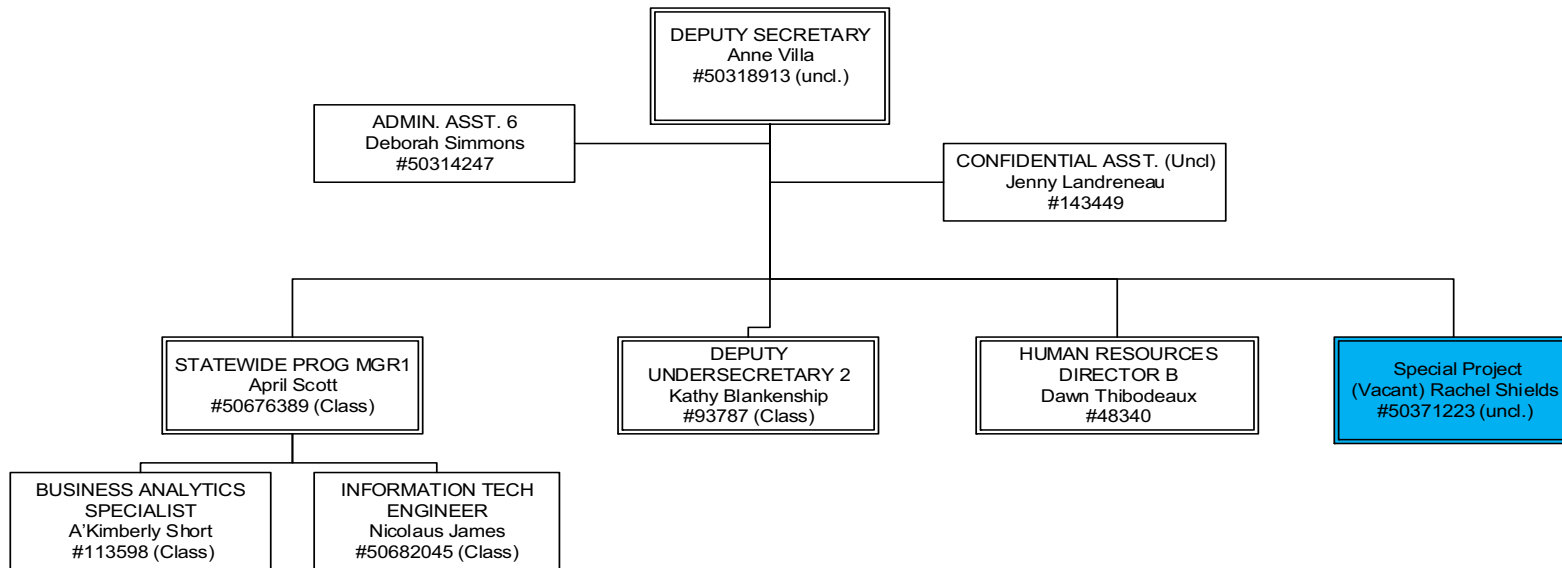


INNOVATION



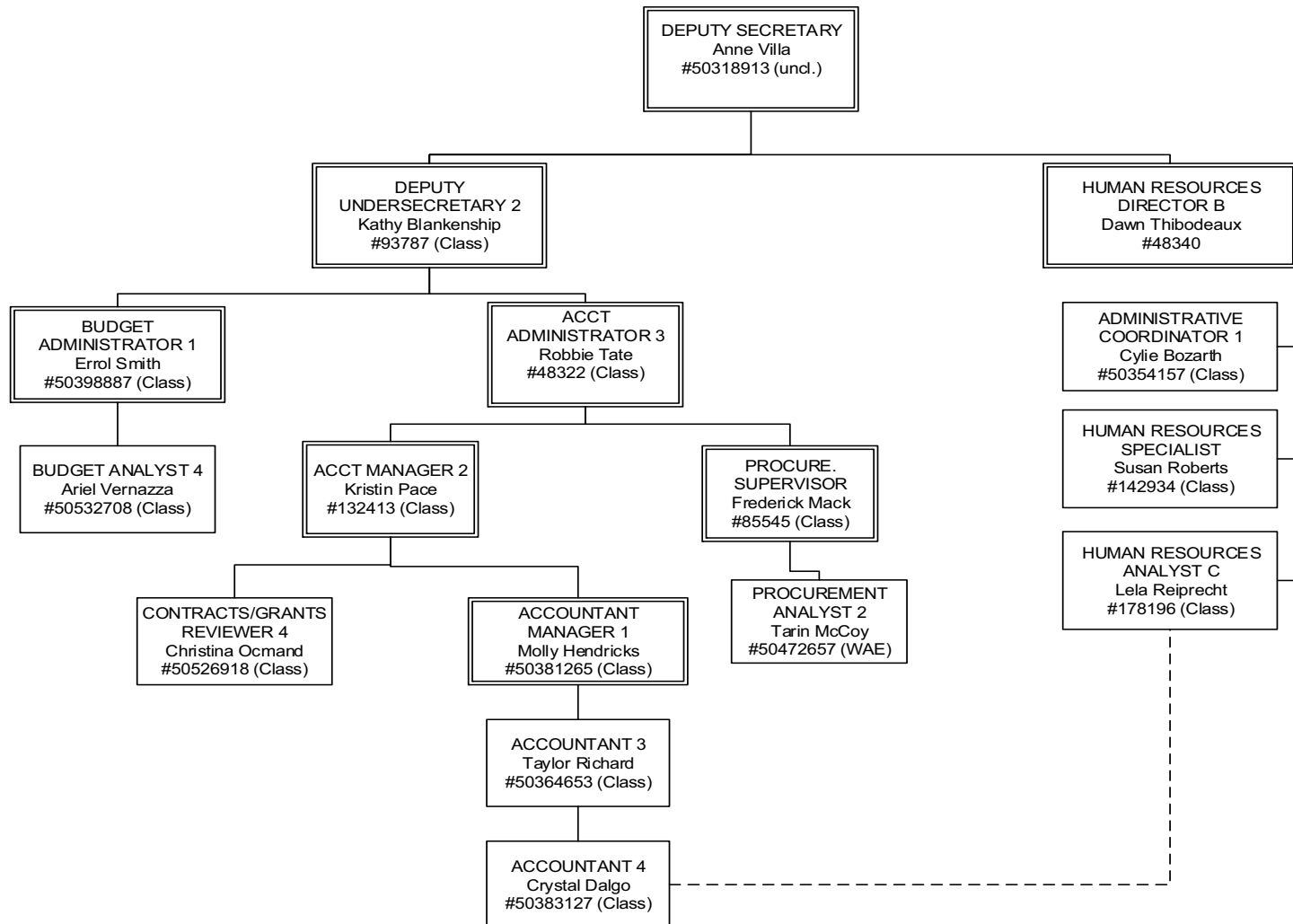


Deputy Secretary



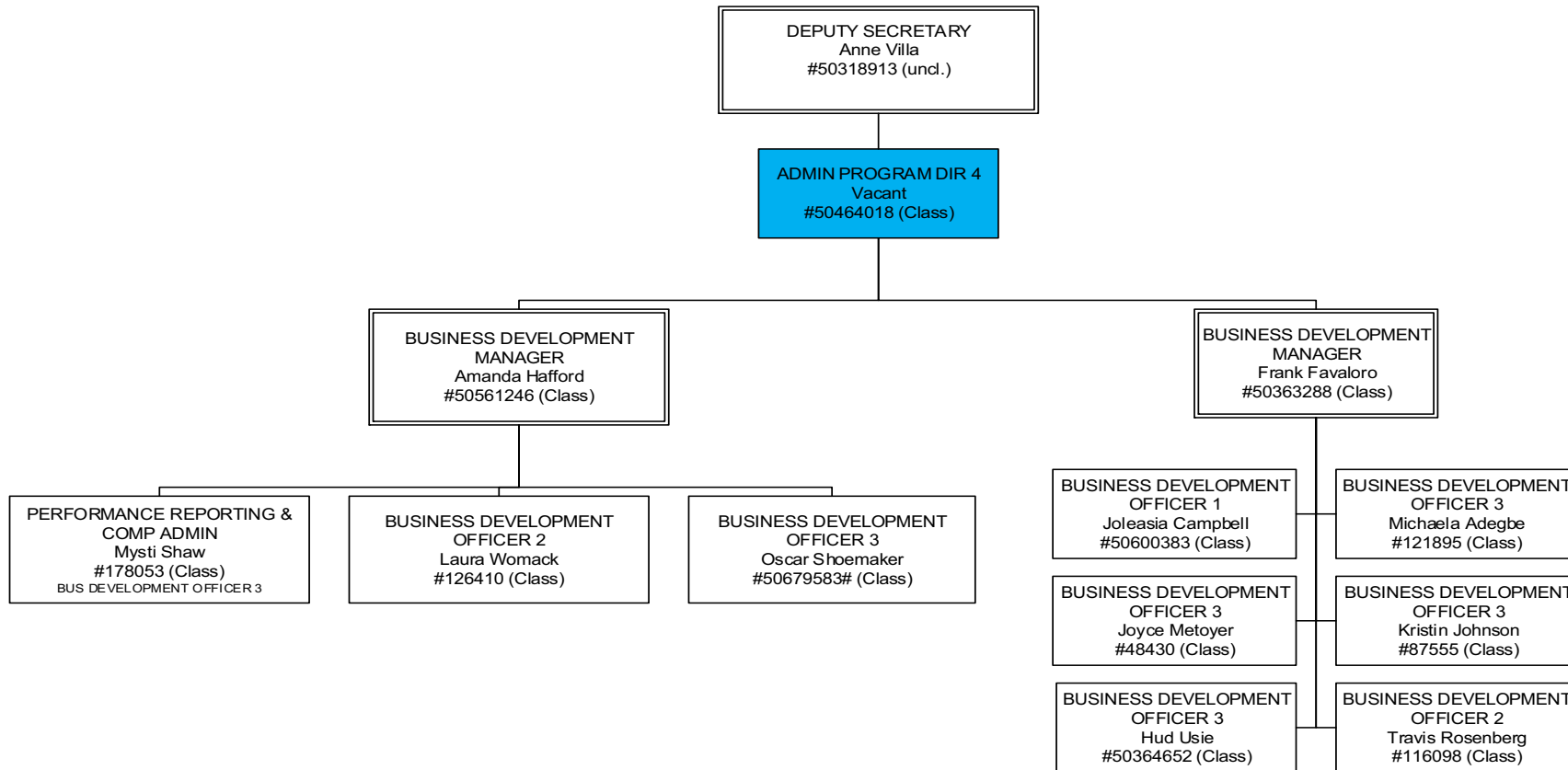


Management & Finance



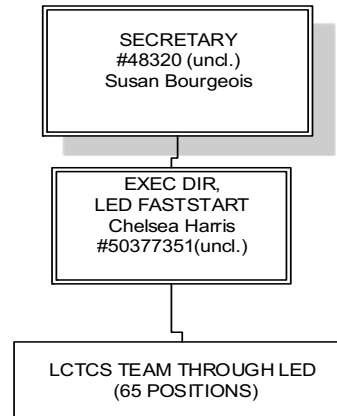


Incentive Services





LED FASTSTART





This page has been intentionally left blank



This page has been intentionally left blank

